

FINANCIAL STATEMENT  
2016-2017

**FARAKKA-RAIGANJ HIGHWAYS LIMITED**

## **INDEPENDENT AUDITOR'S REPORT**

### **TO THE MEMBERS OF FARAKKA RAIGANJ HIGHWAYS LIMITED**

#### **Report on the Financial Statements**

We have audited the accompanying Ind AS financial statements of FARAKKA RAIGANJ HIGHWAYS LIMITED ('the Company'), which comprise the balance sheet as at 31 March 2017, the statement of profit and loss (including other comprehensive income), the statement of cash flows and the statement of changes in equity for the year then ended and a summary of the significant accounting policies and other explanatory information (herein after referred to as "Ind AS financial statements").

#### **Management's Responsibility for the Financial Statements**

The Company's Board of Directors is responsible for the matters stated in Section 134(5) of the Companies Act, 2013 ("the Act") with respect to the preparation of these Ind AS financial statements that give a true and fair view of the financial position, financial performance including other comprehensive income, cash flows and changes in equity of the Company in accordance with the accounting principles generally accepted in India, including the Indian Accounting Standards (Ind AS) prescribed under Section 133 of the Act read with relevant rules issued there under.

This responsibility also includes maintenance of adequate accounting records in accordance with the provisions of the Act for safeguarding the assets of the Company and for preventing and detecting frauds and other irregularities; selection and application of appropriate accounting policies; making judgments and estimates that are reasonable and prudent; and design, implementation and maintenance of adequate internal financial controls, that were operating effectively for ensuring the accuracy and completeness of the accounting records, relevant to the preparation and presentation of the Ind AS financial statements that give a true and fair view and are free from material misstatement, whether due to fraud or error.

#### **Auditor's Responsibility**

Our responsibility is to express an opinion on these Ind AS financial statements based on our audit.

We have taken into account the provisions of the Act, the accounting and auditing standards and matters which are required to be included in the audit report under the provisions of the Act and the Rules made there under.

We conducted our audit in accordance with the Standards on Auditing specified under Section 143(10) of the Act. Those Standards require that we comply with ethical requirements and plan and perform the audit to obtain reasonable assurance about whether the Ind AS financial statements is free from material misstatement.

An audit involves performing procedures to obtain audit evidence about the amounts and the disclosures in the Ind AS financial statements. The procedures selected depend on the auditor's judgment, including the assessment of the risks of material misstatement of the Ind AS financial statements, whether due to fraud or error. In making those risk assessments, the auditor considers internal financial control relevant to the Company's preparation of the Ind AS financial statements that give a true and fair view in order to design audit procedures that are appropriate in the circumstances. An audit also includes evaluating the appropriateness of the accounting policies used and the reasonableness of the accounting estimates made by the Company's Directors, as well as evaluating the overall presentation of the Ind AS financial statements.

We believe that the audit evidence we have obtained is sufficient and appropriate to provide a basis for our audit opinion on the Ind AS financial statements.

#### **Opinion**

In our opinion and to the best of our information and according to the explanations given to us, the aforesaid Ind AS financial statements give the information required by the Act in the manner so required and give a true and fair view in conformity with the accounting principles generally accepted in India including the Ind AS, of the financial position of the Company as at 31 March, 2017, and its financial performance including other comprehensive income, its cash flows and the changes in equity for the year ended on that date.



## Report on Other Legal and Regulatory Requirements

1. As required by the Companies (Auditor's Report) Order, 2016 ("the Order") issued by the Central Government of India in terms of section 143(11) of the Act, we give in the Annexure A, a statement on the matters specified in the paragraph 3 and 4 of the order.
2. As required by Section 143(3) of the Act, we report that:
  - (a) We have sought and obtained all the information and explanations which to the best of our knowledge and belief were necessary for the purposes of our audit.
  - (b) in our opinion proper books of account as required by law have been kept by the Company so far as it appears from our examination of those books;
  - (c) the balance sheet, the statement of profit and loss, the statement of cash flows and the statement of changes in equity dealt with by this Report are in agreement with the books of account;
  - (d) in our opinion, the aforesaid Ind AS financial statements comply with the Accounting Standards specified under Section 133 of the Act read with relevant rule issued there under;
  - (e) on the basis of the written representations received from the directors as on 31 March 2017 taken on record by the Board of Directors, none of the directors is disqualified as on 31 March 2017 from being appointed as a director in terms of Section 164 (2) of the Act;
  - (f) with respect to the adequacy of the internal financial controls over financial reporting of the Company and the operating effectiveness of such controls, refer to our separate report in "Annexure B"; and
  - (g) with respect to the other matters to be included in the Auditor's Report in accordance with Rule 11 of the Companies (Audit and Auditors) Rules, 2014, in our opinion and to the best of our information and according to the explanations given to us:
    - i. The Company has disclosed the impact of pending litigations on its financial position in its Ind AS financial statements.
    - ii. The company did not have any long-term contract including derivative contract for which there were any material foreseeable losses;
    - iii. There were no amounts which were required by the company to be transferred to the Investor Education and Protection Fund, and;
    - iv. The Company has provided requisite disclosures in its Ind AS financial statements as to holdings as well as dealings in Specified Bank Notes during the period from 8 November, 2016 to 30 December, 2016 and these are in accordance with the books of accounts maintained by the Company.

Place: Mumbai  
Date: 25.4.17

For Gianender & Associates  
Chartered Accountants  
(Firm's Registration No. 004661N)



Manju Agrawal  
(Partner)  
(M No. 083878)

**Annexure to the Independent Auditor's Report of Farakka Raiganj Highways Limited for the Year ended as on 31<sup>st</sup> March 2017**

**Annexure referred to in paragraph 1 under the heading "Report on Other Legal and Regulatory Requirements" of our report on even date:-**

- i.
  - a) The company is maintaining proper records showing full particulars, including quantitative details and situation of fixed assets;
  - b) The Fixed Assets have been physically verified by the management at regular intervals and no material discrepancies were noticed on such verification
  - c) The title deeds of immoveable properties are held in the name of the company.
- ii. As the company is engaged in the business of infrastructure development, operations and its maintenance and there is no inventory in hand at any point of time, hence paragraph 3(ii) of the Order is not applicable to the company.
- iii. The Company has not granted any loans, secured or unsecured to companies, firms, limited liabilities partnership or other parties covered in the register maintained under section 189 of the Companies Act, 2013. Hence, reporting under clause (a) to (c) of Para 3(iii) are not applicable.
- iv. The Company has not entered into any transaction in respect of loans, investments, guarantee and securities, which attracts compliance to the provisions of the sections 185 and 186 of the Companies Act, 2013. Therefore the paragraph 3(iv) of the Order is not applicable to the company.
- v. The Company has not accepted deposits in terms of the provisions of section 73 to 76 of the Companies Act, 2013 and rules framed there under. Therefore the paragraph 3(v) of the Order is not applicable to the company.
- vi. The sub-section (1) of section 148 of the Companies Act, 2013 is not applicable to the company, hence paragraph 3(vi) of the order is not applicable to the company.
- vii.
  - a) According to the information and explanations given to us and on the basis of our examination of the books of accounts, the company has been generally regular in depositing undisputed statutory dues including provident fund, employee state insurance, income tax, service tax, value added tax, cess and other statutory dues during the year with the appropriate authorities. As on 31<sup>st</sup> March 2017, there are no undisputed statutory dues payables for period exceeding for a period more than six month from the date they become payable.
  - b) According to the information and explanations given to us, there were no statutory dues pending in respect of income tax, sales tax, VAT, custom duty and cess etc. on account of any dispute.
- viii. The company has taken term loans from various banks and a financial institution. During the year the company has not defaulted in repayment of loan to the banks and financial institution. The Company has not taken any loans or borrowings from any Government and not issued any debentures during the year or in any previous years.
- ix. Money raised by way of term loans were applied for the purpose for which it was raised. The Company has not raised money by way of initial public offer or further public offer.
- x. According to the information and explanation given to us by the management which have been relied by us, there were no frauds on or by the company noticed or reported during the period under audit.
- xi. The company has not paid any managerial remuneration, hence paragraph 3(xi) of the order is not



- applicable to the company.
- xii. The company is not a Nidhi Company, therefore para 3(xii) of the Order is not applicable to the company.
- xiii. In our opinion and according to the information provided to us, the transaction entered with the related parties are in compliance with section 177 and 188 of the Act and are disclosed in the financial statements as required by the applicable accounting standards.
- xiv. The Company has not made any preferential allotment or private placement of shares or fully or partly convertible debentures during the year under review, therefore para 3(xiv) of the Order is not applicable to the company.
- xv. According to the information provided to us, the company has not entered into any non-cash transaction with directors or the persons connected with him covered under section 192 of the Companies Act 2013. Therefore, paragraph 3(xv) of the Order is not applicable to the company.
- xvi. According to the information provided to us, the company is not required to be registered under section 45IA of the Reserve Bank of India Act, 1934. Therefore, paragraph 3(xvi) of the Order is not applicable to the company.

For Gianender & Associates  
Chartered Accountants  
(Firm's Registration No. 004661N)



*Manju Agrawal*

Manju Agrawal  
(Partner)  
(M No. 083878)

Place: Mumbai  
Date: 25.4.17

## **Annexure-A**

**Annexure referred to in paragraph 2 under the heading "Report on Other Legal and Regulatory Requirements" of our report on even date:-**

**Report on the Internal Financial Controls under Clause (i) of Sub-section 3 of Section 143 of the Companies Act, 2013 ("the Act")**

We have audited the internal financial controls over financial reporting of **Farakka Raiganj Highways Limited** ("the Company") as of March 31, 2017 in conjunction with our audit of the financial statements of the Company for the year ended on that date.

### **Management's Responsibility for Internal Financial Controls**

The Company's management is responsible for establishing and maintaining internal financial controls based on the internal control over financial reporting criteria established by the Company considering the essential components of internal control stated in the Guidance Note on Audit of Internal Financial Controls over Financial Reporting issued by the Institute of Chartered Accountants of India. These responsibilities include the design, implementation and maintenance of adequate internal financial controls that were operating effectively for ensuring the orderly and efficient conduct of its business, including adherence to company's policies, the safeguarding of its assets, the prevention and detection of frauds and errors, the accuracy and completeness of the accounting records, and the timely preparation of reliable financial information, as required under the Companies Act, 2013.

### **Auditors' Responsibility**

Our responsibility is to express an opinion on the Company's internal financial controls over financial reporting based on our audit. We conducted our audit in accordance with the Guidance Note on Audit of Internal Financial Controls Over Financial Reporting (the "Guidance Note") and the Standards on Auditing, issued by ICAI and deemed to be prescribed under section 143(10) of the Companies Act, 2013, to the extent applicable to an audit of internal financial controls, both applicable to an audit of Internal Financial Controls and, both issued by the Institute of Chartered Accountants of India. Those Standards and the Guidance Note require that we comply with ethical requirements and plan and perform the audit to obtain reasonable assurance about whether adequate internal financial controls over financial reporting was established and maintained and if such controls operated effectively in all material respects.

Our audit involves performing procedures to obtain audit evidence about the adequacy of the internal financial controls system over financial reporting and their operating effectiveness.

Our audit of internal financial controls over financial reporting included obtaining an understanding of internal financial controls over financial reporting, assessing the risk that a material weakness exists, and testing and evaluating the design and operating effectiveness of internal control based on the assessed risk. The procedures selected depend on the auditor's judgement, including the assessment of the risks of material misstatement of the financial statements, whether due to fraud or error.



We believe that the audit evidence we have obtained is sufficient and appropriate to provide a basis for my /our audit opinion on the Company's internal financial controls system over financial reporting.

#### **Meaning of Internal Financial Controls over Financial Reporting**

A company's internal financial control over financial reporting is a process designed to provide reasonable assurance regarding the reliability of financial reporting and the preparation of financial statements for external purposes in accordance with generally accepted accounting principles. A company's internal financial control over financial reporting includes those policies and procedures that (1) pertain to the maintenance of records that, in reasonable detail, accurately and fairly reflect the transactions and dispositions of the assets of the company; (2) provide reasonable assurance that transactions are recorded as necessary to permit preparation of financial statements in accordance with generally accepted accounting principles, and that receipts and expenditures of the company are being made only in accordance with authorisations of management and directors of the company; and (3) provide reasonable assurance regarding prevention or timely detection of unauthorised acquisition, use, or disposition of the company's assets that could have a material effect on the financial statements.

#### **Inherent Limitations of Internal Financial Controls over Financial Reporting**

Because of the inherent limitations of internal financial controls over financial reporting, including the possibility of collusion or improper management override of controls, material misstatements due to error or fraud may occur and not be detected. Also, projections of any evaluation of the internal financial controls over financial reporting to future periods are subject to the risk that the internal financial control over financial reporting may become inadequate because of changes in conditions, or that the degree of compliance with the policies or procedures may deteriorate.

#### **Opinion**

In our opinion, the Company has, in all material respects, an adequate internal financial controls system over financial reporting and such internal financial controls over financial reporting were operating effectively as at March 31, 2017, based on the internal control over financial reporting criteria established by the Company considering the essential components of internal control stated in the Guidance Note on Audit of Internal Financial Controls Over Financial Reporting issued by the Institute of Chartered Accountants of India.

Place: Mumbai  
Date: 25.4.17

For Gianender & Associates  
Chartered Accountants  
(Firm's Registration No. 004661N)



  
Manju Agrawal  
(Partner)  
(M No. 083878))

**Farakka Raiganj Highways Limited**  
**Balance Sheet for the year ended 31st March 2017**  
(All amounts are in Rs. lakhs, unless stated otherwise)

Particulars	Note	As at March 31, 2017	As at March 31, 2016	As at April 1, 2015
<b>ASSETS</b>				
<b>Non-current assets</b>				
Property, Plant and Equipment	4	88.02	8.29	-
Investment Property	5	15.23	15.23	15.23
Other Intangible assets	6	121,750.88	-	-
Intangible assets under development	7	25,952.20	123,086.63	103,487.36
<b>Financial Assets</b>				
Other Financial Assets	8a	721.16	770.23	-
Non Current Tax Assets (Net)	9	159.18	155.76	142.97
Other non - current assets	10a	3,946.69	1,336.17	1,903.26
<b>Current assets</b>				
<b>Financial Assets</b>				
Trade Receivable	11	890.00	-	-
Cash and cash equivalents	12	3,174.25	414.21	789.67
Other financial asset	8b	896.12	3,946.37	257.21
Other current assets	10b	50.73	17.57	9.01
<b>Total Assets</b>		<b>157,644.44</b>	<b>129,750.45</b>	<b>106,604.71</b>
<b>EQUITY AND LIABILITIES</b>				
<b>EQUITY</b>				
Equity share capital	13	5,000.00	5,000.00	5,000.00
Instruments entirely Equity in Nature	14	20,022.10	20,022.10	20,022.10
Other equity	15	(695.84)	534.97	(189.10)
<b>Total equity</b>		<b>24,326.26</b>	<b>25,557.07</b>	<b>24,833.00</b>
<b>LIABILITIES</b>				
<b>Non-current liabilities</b>				
<b>Financial Liabilities</b>				
Borrowings	16	94,216.00	76,402.67	62,560.15
Other financial liabilities	17a	1,704.21	362.03	265.00
Provisions	18	1,066.84	-	-
<b>Current liabilities</b>				
<b>Financial Liabilities</b>				
Trade payables	19	701.14	-	-
Other financial liabilities	17b	35,414.99	27,068.00	18,874.73
Other current liabilities	20	215.01	360.68	71.83
<b>Total Equity and Liabilities</b>		<b>157,644.44</b>	<b>129,750.45</b>	<b>106,604.71</b>

The accompanying notes are an integral part of the financial statements.

As per our report of even date attached  
For Gianender & Associates  
Chartered Accountants  
Firm Registration No. 004661N

*Manju Agrawa*  
Manju Agrawa  
Partner  
Membership No.:083878



Place: New Delhi  
Date: 25 APR 2017

*Arjun Dhawan*  
Arjun Dhawan  
(Director)

*Ravindra Singh*  
Ravindra Singh  
(Director)

*S. Sri Devi*  
Sridevi Iyengar  
(Director)

*Asim Halder*  
Asim Halder  
(Chief Financial Officer)

*Rahul Shukla*  
Rahul Shukla  
(Manager)

*Sree Vidhya Raju*  
Sree Vidhya Raju  
(Company Secretary)

Place: Mumbai  
Date: 25 APR 2017

*deu*





**Farakka Raiganj Highways Limited**  
**Statement of Profit and Loss for the Year ended 31st March 2017**  
(All amounts are in Rs. lakhs, unless stated otherwise)

Particulars	Note	Year ended March 31, 2017	Year ended March 31, 2016
Revenue from Operations	22	34,566.42	19,599.27
Other Income	23	31.56	-
<b>Total Income</b>		<b>34,597.98</b>	<b>19,599.27</b>
<b>Expenses</b>			
Cost of constructions	24	26,909.15	19,599.27
Finance costs	25	3,483.44	12.27
Depreciation and amortization expense	26	2,300.56	-
Other expenses	27	3,135.65	20.07
<b>Total expenses</b>		<b>35,828.80</b>	<b>19,631.61</b>
<b>Profit / (loss) before exceptional items and tax</b>		<b>(1,230.82)</b>	<b>(32.34)</b>
Exceptional Items		-	-
<b>Profit / (loss) before tax</b>		<b>(1,230.82)</b>	<b>(32.34)</b>
Tax expenses		-	-
<b>Profit/(Loss) for the year</b>		<b>(1,230.82)</b>	<b>(32.34)</b>
<b>Other Comprehensive Income for the year</b>		<b>-</b>	<b>-</b>
<b>Total Comprehensive Income for the year</b>		<b>(1,230.82)</b>	<b>(32.34)</b>
<b>Earnings per equity share of Rs. 10 each</b>	28		
Basic & Diluted		(2.46)	(0.06)


The accompanying notes are an integral part of the financial statements.


As per our report of even date attached  
For Gianender & Associates  
Chartered Accountants  
Firm Registration No. 004661N

  
Manju Agrawal  
Partner  
Membership No.:083878

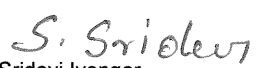



Place: New Delhi  
Date: 25 APR 2017


  
Arjun Dhawan  
(Director)

  
Asim Halder  
(Chief Financial Officer)

  
Ravindra Singh  
(Director)

  
Sridevi Iyengar  
(Director)

  
Rahul Shukla  
(Manager)

  
Sree Vidhya Raju  
(Company Secretary)

Place: Mumbai  
Date: 25 APR 2017



Farakka Raiganj Highways Limited

Statement of Cash Flow Statement for the Year ended 31st March 2017


(All amounts are in Rs. lakhs, unless stated otherwise)

Particulars	Note	Year ended 31 March 2017	Year ended 31 March 2016
<b>A Cash Flow from operating activities</b>			
Profit before income tax		(1,230.82)	(32.34)
Adjustments for			
<b>Add:</b>			
Depreciation and amortisation expenses		2,300.56	-
Finance costs		3,434.35	-
Amortisation of Corporate Guarantee		49.09	12.27
Borrowing Cost as per Effective Interest Rate Method		10.48	-
Provision for Major Maintenance Expenditure		1,066.84	-
<b>Less:</b>			
Interest received		(13.45)	-
Profit on sale of investment		(18.01)	-
Compensation for Toll Suspension		(890.00)	-
<b>Change in operating assets and liabilities</b>			
(Increase)/decrease in other financial assets		3,050.24	(3,715.24)
(Increase)/decrease in other non-current assets		(2,610.52)	567.09
(Increase)/decrease in other current assets		(33.17)	(8.55)
Increase/(decrease) in trade payables		701.14	-
Increase/(decrease) in other financial liabilities		10,243.30	7,678.92
Increase/(decrease) in other current liabilities		(862.47)	288.85
		15,197.56	4,791.00
<b>Cash generated from operations</b>			
Income taxes paid		(3.42)	(12.79)
<b>Net cash inflow from operating activities</b>		<b>15,194.15</b>	<b>4,778.21</b>
<b>B Cash flow from investing activities:</b>			
Purchase of property, plant and equipment/ intangible assets		(26,996.74)	(18,189.96)
Finance Cost Capitalised		-	(7,560.89)
Borrowing Cost as per Effective Interest Rate Method		12.84	23.38
Purchase of Investments		(3,555.00)	(5,659.81)
Proceeds from sale of investments		3,573.01	5,659.81
Interest received		13.45	-
<b>Net cash outflow from investing activities</b>		<b>(26,952.44)</b>	<b>(25,727.47)</b>
<b>C Cash flow from financing activities</b>			
Grant received from NHAI		-	6,754.66
Proceeds from Long Term Borrowings from Banks		16,885.80	9,509.14
Subordinate Loan Taken		1,621.00	4,310.00
Interest paid		(3,988.48)	-
<b>Net cash inflow (outflow) from financing activities</b>		<b>14,518.32</b>	<b>20,573.80</b>
<b>Net increase/(decrease) in cash and cash equivalents</b>		<b>2,760.03</b>	<b>(375.46)</b>
Add: Cash and cash equivalents at the beginning of the financial year	12	414.21	789.67
<b>Cash and cash equivalents at the end of the year</b>	12	<b>3,174.24</b>	<b>414.21</b>
<b>Reconciliation of Cash Flow statements as per the cash flow statement</b>			
<b>Cash Flow statement as per above comprises of the following</b>		<b>31 March 2017</b>	<b>31 March 2016</b>
Cash and cash equivalents		3,174.24	414.21
<b>Balances as per statement of cash flows</b>			

The accompanying notes are an integral part of these financial statements.

As per our report of even date attached  
For Gianender & Associates  
Chartered Accountants  
Firm Registration No. 004661N

Manju Agrawal  
Partner  
Membership No.:083878



Place: New Delhi

Date: 25 APR 2017

Arjun Dewan  
(Director)

Ravindra Singh  
(Director)

S. Sridevi  
Sridevi Iyengar  
(Director)

Asim Halder  
(Chief Financial Officer)

Rahul Shukla  
(Manager)

Sree Vidhya Raju  
(Company Secretary)

Place: Mumbai  
Date: 25 APR 2017

**Farakka Raiganj Highways Limited**  
**Statement of Changes in Equity as at 31st March 2017**  
 (All amounts are in Rs. lakhs, unless stated otherwise)

**A Equity share capital**

Equity share capital	Amount
as at 1 April 2015	5,000.00
Changes in equity share capital	-
as at 31 March 2016	5,000.00
Changes in equity share capital	-
as at 31 March 2017	5,000.00

**B Instruments entirely Equity in Nature**

Compulsory Convertible Preference Shares	Amount
as at 1 April 2015	20,022.10
Changes in capital	-
as at 31 March 2016	20,022.10
Changes in capital	-
as at 31 March 2017	20,022.10

**C Other Equity**

	Note	Capital Contribution	Reserves & Surplus	Total
		Corporate Guarantee	Retained Earnings	
<b>Balance as at 1st April, 2015</b>		-	(189.10)	(189.10)
Profit for the year			(32.34)	(32.34)
Capital Contribution	14	756.41	-	756.41
Other Comprehensive Income for the year				-
Total Comprehensive Income for the year		756.41	(32.34)	724.08
<b>Balance as at 31st March, 2016</b>		<b>756.41</b>	<b>(221.44)</b>	<b>534.97</b>
Profit for the year			(1,230.82)	(1,230.82)
Total Comprehensive Income for the year		-	(1,230.82)	(1,230.82)
<b>Balance as at 31 March, 2017</b>		<b>756.41</b>	<b>(1,452.25)</b>	<b>(695.84)</b>

As per our report of even date attached  
 For Gianender & Associates  
 Chartered Accountants  
 Firm Registration No. 004661N

*Manju Agrawal*

Manju Agrawal  
 Partner  
 Membership No.:083878



Place: New Delhi  
 Date: 25 APR 2017

*Arjun Dhawan*

Arjun Dhawan  
 (Director)

*Ravindra Singh*

Ravindra Singh  
 (Director)

*S. Sridevi*  
 Sridevi Iyengar  
 (Director)

*Asim Halder*

Asim Halder  
 (Chief Financial Officer)

*Rahul Shukla*  
 Rahul Shukla  
 (Manager)

*Sree Vidhya Raju*  
 Sree Vidhya Raju  
 (Company Secretary)

Place: Mumbai  
 Date: 25 APR 2017

*SKD*

## **Farakka Raiganj Highways Limited**

### **Notes to the financial statements for the year ended 31st March, 2017**

(All amounts are in Rs. lakhs, unless stated otherwise)

#### **1 Corporate information**

Farakka-Raiganj Highways Limited was incorporated under the Companies Act, 1956, on 11th March, 2010 as a Special Purpose Vehicle for Design, Build, Finance, Operate & Transfer (DBFOT) Toll basis of 4 lanes between Farakka and Raiganj section of NH-34 from Kms 295.000 to Kms 398.000 in the State of West Bengal under NHDP Phase III.

NHAI has granted concession period of 30 years to the company for the project. Provisional Certificate under Article 14.3.2 (Schedule - J) of the concession Agreement has been obtained for 79.575 kms for the following stretch - 295.250 to 306.000 KMS+570 - 11.30 KMS / 315.000+100 to 321.000 KMS+190 - 6.090 KMS / 331.000+690 to 334.000 KMS+470 - 2.780 KMS / 335.000+400 to 394.000 KMS+975 - 59.575 KMS. Tolling has been commenced from 19th October, 2016 on receipt of provisional certificate of commencement from Independent consultant appointed by National Highway Authority of India.

#### **2 Summary of significant accounting policies**

##### **(a) Basis of preparation**

Ministry of Corporate affairs notified roadmap to implement Indian Accounting Standards ( Ind AS ) notified under the companies (Indian Accounting standards ) Rules, 2015 as amended by the companies (Indian Accounting standard ) Rules 2016. As per the said roadmap, the company is required to apply Ind AS commencing from financial year beginning on or after 1st April 2016. Accordingly, the financial statements of the Company have been prepared in accordance with Ind AS.

For all periods up to and including the year ended 31 March 2016, the Company prepared its financial statements in accordance accounting standards notified under the section 133 of the Companies Act 2013, read together with paragraph 7 of the Companies (Accounts) Rules, 2014 (Indian GAAP). These financial statements for the year ended 31 March 2017 are the first the Company has prepared in accordance with Ind AS. Refer Note 3 for information on how the Company adopted IndAS.

The financial statements have been prepared on a historical cost basis, except for the following :

- i certain financial assets and liabilities (including derivative instruments) and contingent consideration that is measured at fair value
- ii assets under service concession arrangement

##### **(b) Current & Non Current classification**

###### **Current Asset :**

An asset shall be classified as current when it satisfies any of the following criteria:

- (a) it is expected to be realized in, or is intended for sale or consumption in, the company's normal operating cycle;
- (b) it is held primarily for the purpose of being traded
- (c) It is expected to be realized within twelve months after the reporting date, or
- (d) It is cash or cash equivalent unless it is restricted from being exchanged or used to settle a liability for at least twelve months after the reporting date.

All other assets shall be classified as non-current.

###### **Current Liabilities:**

A liability shall be classified as current when it satisfies any of the following criteria:

- i (a) it is expected to be settled in the company's normal operating cycle;
- ii (b) it is held primarily for the purpose of being traded;
- iii (c) it is due to be settled within twelve months after the reporting date : or
- iv (d) the company does not have an unconditional right to defer settlement of the liability for at least twelve months after the reporting date. Terms of a liability that could at the option of the counterparty, result in its settlement by the issue of equity instruments do not effect its classification.

All other liabilities shall be classified as non-current.

##### **(c) Government grant**

Grants from the government are recognised at their fair value where there is a reasonable assurance that the grant will be received and the Company will comply with all attached conditions.

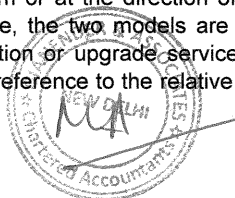
Government grants relating to income are deferred and recognised in the profit or loss over the period necessary to match them with the costs that they are intended to compensate and presented within other income.

Government grants relating to the purchase of property, plant and equipment (if any) are included in non-current liabilities as deferred income and are credited to profit or loss on a straight-line basis over the expected lives of the related assets and presented within other income.

##### **(d) Accounting of intangible assets under Service Concession arrangement:**

Company has Toll Road Concession rights where it Designs, Build, Finances, Operates and transfer (DBFOT) infrastructure used to provide public service for a specified period of time. These arrangements may include Infrastructure used in a public-to-private service concession arrangement for its entire useful life.

These arrangements are accounted for based on the nature of the consideration. The intangible asset model is used to the extent that the Company receives a right (a license) to charge users of the public service. The financial asset model is used when the Company has an unconditional contractual right to receive cash or another financial asset from or at the direction of the grantor for the construction services. When the unconditional right to receive cash covers only part of the service, the two models are combined to account separately for each component. If the Company performs more than one service (i.e., construction or upgrade services and operation services) under a single contract or arrangement, consideration received or receivable is allocated by reference to the relative fair values of the services delivered, when the amounts are separately identifiable.



## **Farakka Raiganj Highways Limited**

### **Notes to the financial statements for the year ended 31st March, 2017**

(All amounts are in Rs. lakhs, unless stated otherwise)

#### **Intangible asset model:**

The Company recognises an intangible asset arising from a service concession arrangement when it has a right to charge for usage of the concession infrastructure. An intangible asset received as Consideration for providing construction or upgrade services in a service concession arrangement is measured at fair value on initial recognition by reference to the fair value of the services provided. Subsequent to initial recognition, the intangible asset is measured at cost, which includes capitalised borrowing costs, less accumulated amortisation.

The estimated useful life of an intangible asset in a service concession arrangement is the period from when the Company is able to charge the public for the use of the infrastructure to the end of the concession period.

#### **Amortization of concession intangible assets:**

Amortization is charged on a straight-line basis over the estimated useful lives. The estimated useful life and amortization method are reviewed at the end of each annual reporting period, with the effect of any changes in the estimate being accounted for on a prospective basis.

#### **Financial Asset model:**

The Company recognises a financial asset arising from a service concession arrangement when it has an unconditional contractual right to receive cash or another financial asset from grantor for the construction or upgrade services provided. Such financial assets are measured at fair value on initial recognition and classified as loans and receivables.

Subsequent to initial recognition, the financial assets are measured at amortised cost. Under this model financial asset will be reduced as an when grant has received from grantor.

#### **(e) Property, plant and equipment:**

All items of property, plant and equipment are stated at historical cost less depreciation. Historical cost includes expenditure that is directly attributable to the acquisition of the items.

Subsequent costs are included in the asset's carrying amount or recognised as a separate asset, as appropriate, only when it is probable that future economic benefits associated with the item will flow to the Company and the cost of the item can be measured reliably. The carrying amount of any component accounted for as a separate asset is derecognised when replaced. All other repairs and maintenance are charged to profit or loss during the reporting period in which they are incurred.

Gains and losses on disposals are determined by comparing proceeds with carrying amount. These are included in profit or loss within other gains/(losses).

#### **Transition to Ind AS:**

On transition to Ind AS, the Company has elected to continue with the carrying value of all of its property, plant and equipment recognised as at 1 April 2015 measured as per the previous GAAP and use that carrying value as the deemed cost of the property, plant and equipment.

Depreciation methods, estimated useful lives and residual value:

Depreciation is provided as per the useful lives of the assets as per schedule II of Companies Act, 2013 using Straight Line Method (SLM).

#### **(f) Investment property:**

Property that is held for long-term rental yields or for capital appreciation or both, and that is not occupied by the Company, is classified as investment property. Investment property is measured initially at its cost, including related transaction costs and where applicable borrowing costs. Subsequent expenditure is capitalised to the asset's carrying amount only when it is probable that future economic benefits associated with the expenditure will flow to the Company and the cost of the item can be measured reliably. All other repairs and maintenance costs are expensed when incurred. When part of an investment property is replaced, the carrying amount of the replaced part is derecognised.

#### **Transition to Ind AS:**

Company has classified its freehold land under Investment property which were earlier classified under Fixed Asset under previous GAAP.

#### **(g) Financial Instruments**

A financial instrument is any contract that gives rise to a financial asset of one entity and a financial liability or equity instrument of another entity.

##### **a Financial Assets**

##### **i) Initial Recognition**

In the case of financial assets not recorded at fair value through profit or loss, financial assets are recognised initially at fair value plus transaction costs that are directly attributable to the acquisition of the financial asset. Purchases or sales of financial assets that require delivery of assets within a time frame established by regulation or convention in the market place (regular way trades) are recognised on the trade date, i.e., the date that the Company commits to purchase or sell the asset.

##### **ii) Subsequent Measurement**

For purposes of subsequent measurement, financial assets are classified in following categories:



## **Farakka Raiganj Highways Limited**

### **Notes to the financial statements for the year ended 31st March, 2017**

(All amounts are in Rs. lakhs, unless stated otherwise)

#### **Financial Assets at Amortised Cost**

Financial assets are subsequently measured at amortised cost if these financial assets are held within a business model whose objective is to hold these assets in order to collect contractual cash flows and the contractual terms of the financial asset give rise on specified dates to cash flows that are solely payments of principal and interest on the principal amount outstanding. Interest income from these financial assets is included in finance income using the effective rate interest ("EIR") method. Impairment gains or losses arising on these assets are recognised in Statement of Profit and Loss.

#### **Financial Assets Measured at Fair Value**

Financial assets are measured at fair value through other comprehensive income ("OCI") if these financial assets are held within a business model whose objective is to hold these assets in order to collect contractual cash flows or to sell these financial assets and the contractual terms of the financial asset give rise on specified dates to cash flows that are solely payments of principal and interest on the principal amount outstanding. Movements in the carrying amount are taken through OCI, except for the recognition of impairment gains or losses, interest revenue and foreign exchange gains and losses which are recognised in the Statement of Profit and Loss.

#### **iii) Impairment of Financial Assets**

In accordance with Ind AS 109, the Company applies the expected credit loss ("ECL") model for measurement and recognition of impairment loss on financial assets and credit risk exposures.

The Company follows 'simplified approach' for recognition of impairment loss allowance on trade receivables. Simplified approach does not require the Company to track changes in credit risk. Rather, it recognises impairment loss allowance based on lifetime ECL at each reporting date, right from its initial recognition.

#### **iv) De-recognition of Financial Assets**

The Company de-recognises a financial asset only when the contractual rights to the cash flows from the asset expire, or it transfers the financial asset and substantially all risks and rewards of ownership of the asset to another entity.

If the Company neither transfers nor retains substantially all the risks and rewards of ownership and continues to control the transferred asset, the Company recognizes its retained interest in the assets and an associated liability for amounts it may have to pay.

If the Company retains substantially all the risks and rewards of ownership of a transferred financial asset, the Company continues to recognise the financial asset and also recognises a collateralised borrowing for the proceeds received.

#### **b Equity Instruments and Financial Liabilities**

Financial liabilities and equity instruments issued by the Company are classified according to the substance of the contractual arrangements entered into and the definitions of a financial liability and an equity instrument.

##### **i) Equity Instruments**

An equity instrument is any contract that evidences a residual interest in the assets of the Company after deducting all of its liabilities. Equity instruments which are issued for cash are recorded at the proceeds received, net of direct issue costs. Equity instruments which are issued for consideration other than cash are recorded at fair value of the equity instrument.

##### **ii) Financial Liabilities**

###### **1) Initial Recognition**

Financial liabilities are classified, at initial recognition, as financial liabilities at fair value through profit or loss, loans and borrowings and payables as appropriate. All financial liabilities are recognised initially at fair value and, in the case of loans and borrowings and payables, net of directly attributable transaction costs.

###### **2) Subsequent Measurement**

The measurement of financial liabilities depends on their classification, as described below

##### **Financial liabilities at fair value through profit or loss**

Financial liabilities at fair value through profit or loss include financial liabilities held for trading and financial liabilities designated upon initial recognition as at fair value through profit or loss. Financial liabilities are classified as held for trading if they are incurred for the purpose of repurchasing in the near term. Gains or losses on liabilities held for trading are recognised in the profit or loss.

Financial guarantee contracts issued by the Company are those contracts that require a payment to be made to reimburse the holder for a loss it incurs because the specified debtor fails to make a payment when due in accordance with the terms of a debt instrument. Financial guarantee contracts are recognised initially as a liability at fair value, adjusted for transaction costs that are directly attributable to the issuance of the guarantee. Subsequently, the liability is measured at the higher of the amount of loss allowance determined as per impairment requirements of Ind AS 109 and the amount recognised less cumulative amortisation. Amortisation is recognised as finance income in the Statement of Profit and Loss.



## **Farakka Raiganj Highways Limited**

### **Notes to the financial statements for the year ended 31st March, 2017**

(All amounts are in Rs. lakhs, unless stated otherwise)

#### **Financial liabilities at amortised cost**

After initial recognition, interest-bearing loans and borrowings are subsequently measured at amortised cost using the Effective Interest Rate (EIR) method. Any difference between the proceeds (net of transaction costs) and the settlement or redemption of borrowings is recognised over the term of the borrowings in the Statement of Profit and Loss.

Amortised cost is calculated by taking into account any discount or premium on acquisition and fees or costs that are an integral part of the EIR. The EIR amortisation is included as finance costs in the Statement of Profit and Loss.

Financial Liabilities are classified as current liabilities unless the company has an unconditional right to defer settlement of the liability for at least 12 months after the reporting period. Where there is a breach of a material provision of a long-term loan arrangement on or before the end of the reporting period with the effect that the liability becomes payable on demand on the reporting date, the entity does not classify the liability as current, if the lender agreed, after the reporting period and before the approval of the financial statements for issue, not to demand payment as a consequence of the breach.

#### **3) De-recognition of Financial Liabilities**

Financial liabilities are de-recognised when the obligation specified in the contract is discharged, cancelled or expired. When an existing financial liability is replaced by another from the same lender on substantially different terms, or the terms of an existing liability are substantially modified, such an exchange or modification is treated as de-recognition of the original liability and recognition of a new liability.

#### **c Offsetting Financial Instruments**

Financial assets and financial liabilities are offset and the net amount is reported in the Balance Sheet if there is a currently enforceable legal right to offset the recognised amounts and there is an intention to settle on a net basis to realise the assets and settle the liabilities simultaneously.

#### **(h) Cash and cash equivalents:**

For the purpose of presentation in the statement of cash flows, cash and cash equivalents includes cash on hand, deposits held at call with financial institutions, other short-term, highly liquid investments with original maturities of three months or less that are readily convertible to known amounts of cash and which are subject to an insignificant risk of changes in value, and bank overdrafts. Bank overdrafts are shown within borrowings in current liabilities in the balance sheet.

#### **(i) Income Tax:**

##### **i Current Income Tax**

Current income tax is recognised based on the estimated tax liability computed after taking credit for allowances and exemptions in accordance with the Income Tax Act, 1961. The tax rates and tax laws used to compute the amount are those that are enacted or substantively enacted, at the reporting date.

Minimum Alternative Tax ("MAT") credit is recognised as an asset only when and to the extent there is convincing evidence that the Company will pay normal income tax during the specified period. In the year in which the MAT credit becomes eligible to be recognised as an asset in accordance with the recommendations contained in Guidance Note issued by the Institute of Chartered Accountants of India, the said asset is created by way of a credit to the Statement of Profit and Loss and shown as MAT Credit Entitlement. The Company reviews the same at each Balance Sheet date and writes down the carrying amount of MAT Credit Entitlement to the extent there is no longer convincing evidence to the effect that the Company will pay normal Income Tax during the specified period.

##### **ii Deferred Tax**

Deferred Tax Asset shall be recognised for the carryforward of unused tax losses and unused tax credits to the extent that it is probable that future taxable profit will be available against which the unused tax losses and unused tax credits can be utilised.

Deferred tax assets and liabilities are offset when there is a legally enforceable right to offset current tax assets and liabilities and when the deferred tax balances relate to the same taxation authority. Current tax assets and tax liabilities are offset where the entity has a legally enforceable right to offset and intends either to settle on a net basis, or to realise the asset and settle the liability simultaneously.

#### **(j) Impairment of Assets:**

Intangible assets that have an indefinite useful life are not subject to amortisation and are tested annually for impairment, or more frequently if events or changes in circumstances indicate that they might be impaired. Other assets are tested for impairment whenever events or changes in circumstances indicate that the carrying amount may not be recoverable. An impairment loss is recognised for the amount by which the asset's carrying amount exceeds its recoverable amount. The recoverable amount is the higher of an asset's fair value less costs of disposal and value in use. For the purposes of assessing impairment, assets are compared at the lowest levels for which there are separately identifiable cash inflows which are largely independent of the cash inflows from other assets or companies of assets (cash-generating units). Non-financial assets other than goodwill that suffered an impairment are reviewed for possible reversal of the impairment at the end of each reporting period.

#### **(k) Segment reporting:**

The Company's operations constitutes a single business segment namely "Infrastructure Development" as per Ind As 108, further the Company's operation are within single geographical segment which is India.



## **Farakka Raiganj Highways Limited**

### **Notes to the financial statements for the year ended 31st March, 2017**

(All amounts are in Rs. lakhs, unless stated otherwise)

#### **(i) Borrowings Cost:**

General and specific borrowing costs that are directly attributable to the acquisition, construction or production of a qualifying asset are capitalised during the period of time that is required to complete and prepare the asset for its intended use or sale. Qualifying assets are assets that necessarily take a substantial period of time to get ready for their intended use or sale.

Investment income earned on the temporary investment of specific borrowings pending their expenditure on qualifying assets is deducted from the borrowing costs eligible for capitalisation.

Other borrowing costs are expensed in the period in which they are incurred.

#### **(m) Other Financial Asset - Financial guarantee contract:**

Under Ind AS, the financial guarantee given by a holding company to lender on behalf of the Company for its borrowings are recognised initially at fair value which is subsequently amortised as an interest expense to the Statement of Profit and Loss. This transaction was not recorded under the previous GAAP.

The fair value of financial guarantees is determined as the present value of the difference in net cash flows between the contractual payments under the debt instrument and the payments that would be required without the guarantee.

#### **(n) Provisions and Contingent Liabilities:**

Provisions for legal claims are recognised when the Company has a present legal or constructive obligation as a result of past events, it is probable that an outflow of resources will be required to settle the obligation and the amount can be reliably estimated. Provisions are not recognised for future operating losses.

Provisions are measured at the present value of management's best estimate of the expenditure required to settle the present obligation at the end of the reporting period. The discount rate used to determine the present value is a pre-tax rate that reflects current market assessments of the time value of money and the risks specific to the liability. The increase in the provision due to the passage of time is recognised as interest expense.

Provisions are measured at the present value of management's best estimate of the expenditure required to settle the present obligation at the end of the reporting period. The discount rate used to determine the present value is a discount rate that reflects current market assessments of the time value of money and the risks specific to the liability. The increase in the provision due to the passage of time is recognised as interest expense.

Contingent liability is disclosed in the case of :

- a) a present obligation arising from a past event, when it is not probable that an outflow of resources will happen to settle the obligation
- b) a possible obligation, unless the probability of outflow of resources is remote.

Contingent asset are disclosed (if any), where an inflow of economic benefits are probable.

#### **(o) Earnings per share:**

Basic Earnings per share is calculated by dividing the net profit / (loss) after tax for the period attributable to equity shareholders of the Company by the weighted average number of equity in issue during the period. Diluted earnings per share is calculated by dividing the net profit after tax for the year attributable to equity shareholders of the company by the weighted average number of equity shares determined by assuming conversion on exercise of conversion rights for all potential dilutive securities.

#### **(p) Revenue Recognition:**

Revenue is measured at the fair value of the consideration received or receivable. The Company recognizes revenue when the amount of revenue can be reliably measured; when it is probable that future economic benefits will flow to the entity; and when specific criteria have been met for each of the Company's activities, as described below.

##### **Toll revenue**

The income from toll revenue from operations of the facility is accounted on receipt basis.

##### **Contract revenue (construction contracts)**

Contract revenue associated with the construction of road are recognized as revenue by reference to the stage of completion of the projects at the balance sheet date. The stage of completion of project is determined by the proportion that contract cost incurred for work performed up to the balance sheet date bears to the estimated total contract costs. Margin on Contract Cost has not been considered since the company has given back to back the contract to its ultimate holding company i.e. Hindustan Construction Company Limited.

Contract cost includes costs that relate directly to the specific contract and allocated costs that are attributable to the construction of the toll roads. Cost that cannot be attributed to the contract activity such as general administration costs are expensed as incurred and classified as other operating expenses.

##### **Others**

Insurance and other claims are recognized as revenue on certainty of receipt basis.

Dividend income is recognized when the right to receive is established. Other items of income are accounted as and when the right to receive arises and recovery is certain.





**Farakka Raiganj Highways Limited**

**Notes to the financial statements for the year ended 31st March, 2017**

(All amounts are in Rs. lakhs, unless stated otherwise)

**(q) Critical accounting estimates and judgements:**

Estimates and judgements are continually evaluated and are based on historical experience and other factors, including expectations of future events that may have a financial impact on the entity and that are believed to be reasonable under the circumstances.

The Company makes estimates and assumptions concerning the future. The resulting accounting estimates will, by definition, seldom equal the related actual results. The estimates and assumptions that have a significant risk of causing a material adjustment to the carrying amount of assets and liabilities are disclosed below.

**Applicability of service concession arrangement accounting to toll roads concessionaire arrangements**

Appendix A "Service concession arrangements" applies to "public- to-private" service concession arrangements, which can be defined as contracts under which the grantor transfers to a concession holder the right to deliver public services that give access to the main public facilities for a specified period of time in return for managing the infrastructure used to deliver those public services.

More specifically, Appendix C applies to public-to-private service concession arrangements if the grantor:

- i. Controls or regulates what services the operator must provide with the infrastructure, to whom it must provide them, and at what price; and
- ii. Controls through ownership or otherwise – any significant residual interest in the infrastructure at the end of the term of the arrangement.

In assessing the applicability the management has exercised significant judgement in relation to the underlying ownership of the assets, the ability to enter into power purchase arrangements with any customer, ability to determine prices etc. in concluding that the arrangements don't meet the criteria for recognition as service concession arrangements.

**Fair valuation of other financial instruments:**

The Company records the resurfacing obligation for its present obligation as per the concession arrangement to maintain the toll roads at every five years during the concession period. The provision is included in the financial statements at the present value of the expected future payments. The calculations to discount these amounts to their present value are based on the estimated timing of expenditure occurring on the roads.

The discount rate used **10.75%** to value the resurfacing provision at its present value is determined through reference to the nature of provision and risk associated with the expenditure.



**Farakka Raiganj Highways Limited**  
**Notes to the financial statements for the year ended 31st March, 2017**  
(All amounts are in Rs. lakhs, unless stated otherwise)

**3 First-time adoption of Ind AS**

The accounting policies set out in note 2 have been applied in preparing the financial statements for the year ended March 31, 2017, the comparative information presented in these financial statements for the year ended March 31, 2016 and in preparation of an opening Ind AS balance sheet at April 1, 2015 (the group's date of transition). In preparing its opening Ind AS balance sheet, the Company has adjusted the amounts reported previously in financial statements prepared in accordance with the accounting standards notified under companies (Accounting Standards) Rules, 2006 (as amended) and other relevant provisions of the act (previous GAAP or Indian GAAP). An explanation of how the transition from previous GAAP to Ind AS has affected the group's financial position, financial performance and cash flow is set out in the following tables and notes.

**Exemptions and exceptions availed**

**A. Ind AS optional exemptions**

The Company has elected to apply the following optional exemptions from full retrospective application of Ind AS:

**Deemed Cost**

Ind AS 101 permits a first-time adopter to elect to continue with the carrying value for all of its property, plant and equipment as recognised in the financial statements as at the date of transition to Ind AS, measured as per the previous GAAP and use that as its deemed cost as at the date of transition after making necessary adjustments for de-commissioning liabilities. This exemption can also be used investment property covered by Ind AS 40 "Investment Property".

Accordingly, the Company has elected to measure all of its property, plant and equipment and investment property at their previous GAAP carrying value.

**B. Exceptions from full retrospective application**

The company has applied the following exceptions from full retrospective application of Ind AS as mandatorily required under Ind AS 101:

**(a) Estimates**

An entity's estimates in accordance with Ind ASs at the date of transition to Ind AS shall be consistent with estimates made for the same date in accordance with previous GAAP (after adjustments to reflect any difference in accounting policies), unless there is objective evidence that those estimates were in error.

Ind AS estimates as at 1 April 2015 are consistent with the estimates as at the same date made in conformity with previous GAAP. The Company made estimates for following items in accordance with Ind AS at the date of transition as these were not required under previous GAAP:

- 1) Investment in equity instruments carried at FVPL or FVOCI;
- 2) Impairment of financial assets based on expected credit loss model.

**(b) Classification and measurement of financial assets**

Ind AS 101 requires an entity to assess classification and measurement of financial assets (debt instruments) on the basis of the facts and circumstances that exist at the date of transition to Ind AS. Consequently, the Company has applied the above assessment based on facts and circumstances exist at the transition date.

**C. Transition to Ind AS - Reconciliations**

The following reconciliations provide a quantification of the effect of the transition to Ind As. The first reconciliation provides an overview of the impact on equity of the transition at 1 April 2015 and 31 March 2016.

The following reconciliations are providing details of the impact of the transition on:

- I. Equity at 1 April 2015
- II. Equity at 31st March 2016
- III. Net income 31st March 2016

The presentation requirements under Previous GAAP differs from Ind AS and hence Previous GAAP information has been regrouped for ease of reconciliation with Ind AS. The Regrouped Previous GAAP information is derived from the Financial Statements of the Company prepared in accordance with Previous GAAP.

**I. Reconciliation of Equity as at April 1, 2015**

	Notes to first time adoption	Regrouped Previous GAAP	Ind AS adjustments	Ind AS
(Rs in lacs)				
<b>ASSETS</b>				
<b>Non-current assets</b>				
Property, Plant and Equipment	1	15.23	(15.23)	-
Investment Property	1	-	15.23	15.23
Other Intangible assets	2	-	-	-
Intangible assets under development	2	137,425.57	(33,938.21)	103,487.36
<b>Financial Assets</b>				
Other financial assets		-	-	-
Non Current Tax Assets (Net)		142.97	-	142.97
Other non-current assets		1,903.26	-	1,903.26
<b>Current assets</b>				
<b>Financial Assets</b>				
Cash and cash equivalents		789.67	-	789.67
Other financial assets		257.21	-	257.21
Other current assets		9.01	-	9.01
<b>TOTAL</b>		<b>140,542.92</b>	<b>(33,938.21)</b>	<b>106,604.71</b>
<b>EQUITY AND LIABILITIES</b>				
<b>Equity</b>				
Equity Share capital	5	25,022.10	(20,022.10)	5,000.00
Other Equity	5	33,336.51	(33,525.61)	(189.10)
<b>LIABILITIES</b>				
<b>Non-current liabilities</b>				
<b>Financial liabilities</b>				
Borrowings	6	62,886.86	(326.71)	62,560.15
Other financial liabilities	7	350.90	(85.89)	265.00
<b>Current liabilities</b>				
<b>Financial Liabilities</b>				
Other financial liabilities		18,874.72	-	18,874.73
Other current liabilities		71.83	-	71.83
<b>TOTAL</b>		<b>140,542.92</b>	<b>(53,960.31)</b>	<b>86,582.61</b>



## II. Reconciliation of Equity as at March 31, 2016

	Notes to first time adoption	Regrouped Previous GAAP	Ind AS adjustments	Ind AS
<b>ASSETS</b>				
<b>Non-current assets</b>				
Property, Plant and Equipment	1	23.52	(15.23)	8.29
Investment Property	1	-	15.23	15.23
Intangible assets under development	2	163,862.82	(40,776.19)	123,086.63
<b>Financial Assets</b>				
Other financial assets	4	26.08	744.15	770.23
Non Current Tax Assets (Net)		155.76	-	155.76
Other non-current assets		1,336.17	-	1,336.17
<b>Current assets</b>				
<b>Financial Assets</b>				
Cash and cash equivalents		414.21	-	414.21
Other financial assets		3,946.37	-	3,946.37
Other current assets		17.57	-	17.57
<b>TOTAL</b>		<b>169,782.49</b>	<b>(40,032.04)</b>	<b>129,750.45</b>
<b>EQUITY AND LIABILITIES</b>				
<b>Equity</b>				
Equity Share capital	5	25,022.10	(20,022.10)	5,000.00
Other Equity	5	40,091.17	(39,556.19)	534.97
<b>LIABILITIES</b>				
<b>Non-current liabilities</b>				
<b>Financial liabilities</b>				
Borrowings	6	76,706.00	(303.33)	76,402.67
Other financial liabilities	7	534.54	(172.52)	362.03
<b>Current liabilities</b>				
<b>Financial Liabilities</b>				
Other financial liabilities		27,068.00	-	27,068.00
Other current liabilities		360.68	-	360.68
<b>TOTAL</b>		<b>169,782.49</b>	<b>(60,054.14)</b>	<b>109,728.35</b>

## III. Reconciliation of Statement of Profit and Loss for the year ended March 31, 2016

	Notes to first time adoption	Regrouped Previous GAAP	Ind AS adjustments	Ind AS
Revenue from Operations	2	-	19,599.27	19,599.27
Other Income		-	-	-
<b>Total</b>		<b>-</b>	<b>19,599.27</b>	<b>19,599.27</b>
<b>Expenses</b>				
Cost of constructions	2	-	19,599.27	19,599.27
Finance costs	4,6,7	-	12.27	12.27
Other expenses	2,8	-	20.07	20.07
<b>Total</b>		<b>-</b>	<b>19,631.61</b>	<b>19,631.61</b>
<b>Profit before exceptional items and tax</b>		<b>-</b>	<b>(32.34)</b>	<b>(32.34)</b>
Exceptional Items		-	-	-
<b>Profit before tax</b>		<b>-</b>	<b>(32.34)</b>	<b>(32.34)</b>
<b>Tax expense</b>		<b>-</b>	<b>(32.34)</b>	<b>(32.34)</b>
<b>Profit for the year</b>		<b>-</b>	<b>(32.34)</b>	<b>(32.34)</b>

## IV. Adjustments to Statement of Cash flows

There were no material differences between the Statement of Cash Flows presented under Ind AS and the previous GAAP.



## Notes to first time adoptions

### 1 Investment property

Under the previous GAAP, investment properties were presented as part of fixed assets. Under Ind AS, investment properties are required to be separately presented on the face of the balance sheet. There is no impact on the total equity or profit as a result of this adjustment.

### 2 Application of service concessionaire arrangement as per Appendix A of Ind AS 11

Appendix A of Ind AS 11 'Service Concession Arrangement' is applicable to Companies which provides guidance on accounting by the operators of public-to-private service concession arrangements under which private sector entities participate in the development, financing, operation and maintenance of infrastructure for provision of public services. Company is engaged in to Design, Finance, Build, Operate and Transfer (DFBOT) basis the toll roads including operation and maintenance thereof during the concession period. After the expiry of the concession period Company's are required to handover the infrastructure i.e. the toll roads to the grantor i.e. National Highway Authorities of India (NHAI).

As per the salient feature of the concession arrangement, the operator has a two fold activity based on which revenue is recognized in the financial statements which is in line with the requirement of Appendix A of Ind AS 11.

- a construction activity in respect of its obligation to design, build and finance an asset that it makes available the grantor : revenue is recognized on a stage of completion basis in accordance with Ind AS 11 during the construction phase of the toll roads.

- an operating and maintenance activity in respect of the assets under the concession during the operational : revenue is recognized in accordance with Ind AS 18.

In return of its activities, the Company receives consideration from users of toll roads as right to receive toll for usage of toll roads in consideration for the financing and construction of the infrastructure for which an intangible assets is recognized in the financial statements. Also as per the concession arrangement if part of the project cost is covered by an unconditional right to receive payments from the grantor i.e. NHAI which has been recognized as an 'Grant receivable from NHAI' under the head 'financial asset' and intangible assets has been recognized to the extent of unguaranteed balance, of which the amount is dependent on the extent of use of the infrastructure.

Retrospective application of 'Service Concession arrangement' has led to change in the accounting policy of the Company as on the transition date for classification, recognition and measurement of construction of assets and maintenance obligations under the service concession arrangements.

### 3 Fair valuation of investments

Under the previous GAAP, investments in equity instruments and mutual funds were classified as long-term investments or current investments based on the intended holding period and realisability. Long-term investments were carried at cost less provision for other than temporary decline in the value of such investments. Current investments were carried at lower of cost and fair value. Under Ind AS, these investments are required to be measured at fair value.

### 4 Corporate guarantee recognised

Under Ind AS, the financial guarantee given by a holding company to lender on behalf of the Company for its borrowings are recognised initially at fair value which is subsequently amortised as an interest expense to the Statement of Profit and Loss. This transaction was not recorded under the previous GAAP.

The fair value of financial guarantees is determined as the present value of the difference in net cash flows between the contractual payments under the debt instrument and the payments that would be required without the guarantee.

### 5 Compulsory Cumulative Convertible Preference Shares

Previously under IGAAP, the Cumulative Convertible Preference Shares were classified as Share Capital. Under Ind AS 32, defines an equity instrument as any contract that evidences a residual interest in the assets of an entity after deducting all of its liabilities. An instrument can be generally be classified as equity under Ind AS 32 if and only if :

1) The issuer has an unconditional right to avoid delivering cash or another financial instrument, or

2) If it is settled through own equity instruments, it is for an exchange of a fixed amount of cash for a fixed number of the entity's own equity instruments.

Company recognises separately the components of Compulsory Cumulative Convertible Preference Shares under "Instruments entirely Equity in Nature" as it has no contractual obligation for dividend payment unless the Board declares and is approved by the Shareholders.

### 6 Borrowings

Loan need to be recognised as per Effective Interest Rate method, hence effect of adjustment leads to decrease in borrowings.

### 7 Discounting of retention money:

Ind AS 109 requires financial instruments to be measured at fair value at initial recognition in case for financial liability not at fair value through profit or loss, however if the fair value of the financial liability at initial recognition differs from transaction price i.e. fair value of the consideration given or received than the entity shall recognize the instruments at its fair value. In the Present case Company have discounted the retention money payable in order to reflect the fair value of the retention money at initial recognition. After initial measurement subsequently the liabilities would be recognized at amortised cost. Under Indian GAAP retention money was recognized at historical cost and no discounting was required to be done under the GAAP.

### 8 Provisions


Under the previous GAAP, discounting of provisions was not allowed. Under Ind AS, provisions (Major maintenance repairs) are measured at discounted amounts, if the effect of time value is material. Accordingly, non-current provisions have been discounted to their present values.



**Farakka Raiganj Highways Limited**  
**Notes to the financial statements for the year ended 31st March, 2017**  
 (All amounts are in Rs. lakhs, unless stated otherwise)

(Rs in Lacs)

4 Property, Plant and Equipment	Particulars	Plant & Equipment	Computers	Office equipment	Vehicles	Total
<b>Gross Block</b>						
	Balance as at 1st April 2015	-	-	-	-	-
	Additions	-	8.29	-	-	8.29
	Disposals	-	-	-	-	-
	<b>Balance as at 31st March 2016</b>	-	<b>8.29</b>	-	-	<b>8.29</b>
	Additions	6.80	21.63	9.02	50.14	87.59
	Disposals	-	-	-	-	-
	<b>Balance as at 31st March 2017</b>	<b>6.80</b>	<b>29.92</b>	<b>9.02</b>	<b>50.14</b>	<b>95.88</b>
<b>Accumulated Depreciation</b>						
	Balance as at 1st April 2015	-	-	-	-	-
	Depreciation for the year	-	-	-	-	-
	Disposals	-	-	-	-	-
	<b>Balance as at 31st March 2016</b>	-	-	-	-	-
	Depreciation for the year	(0.20)	(4.45)	(0.78)	(2.44)	(7.86)
	Disposals	-	-	-	-	-
	<b>Balance as at 31st March 2017</b>	<b>(0.20)</b>	<b>(4.45)</b>	<b>(0.78)</b>	<b>(2.44)</b>	<b>(7.86)</b>
<b>Net Block</b>						
	Balance as at 1st April 2015	-	-	-	-	-
	Balance as at 31st March 2016	-	8.29	-	-	8.29
	Balance as at 31st March 2017	6.61	25.47	8.24	47.70	88.02



**Farakka Raiganj Highways Limited**  
**Notes to the financial statements for the year ended 31st March, 2017**  
(All amounts are in Rs. lakhs, unless stated otherwise)

**5 Investment Property**

Particulars	As at March 31, 2017	As at March 31, 2016	As at April 1, 2015
<b>Land</b>			
<b>Gross carrying amount</b>			
Deemed cost	15.23	15.23	15.23
<b>Total</b>	<b>15.23</b>	<b>15.23</b>	<b>15.23</b>

- i The Fair Value of the Land as at the Balance Sheet date is Rs. 23.20 Lakhs  
ii The land is under lien by way of mortgage to SBI Cap Trustee Company Limited by way of charge dated 3rd March,2011 and further modified dated 30th May 2016.

iii Estimation of fair value

The company obtains independent valuations for its investment properties at least annually. The best evidence of fair value is current prices in an active market for similar properties. Where such information is not available, the company consider information from a variety of sources including:

The fair values of investment properties have been determined by an accredited Independent Valuer. The main inputs used are the rental growth rates, expected vacancy rates, terminal yields and discount rates based on comparable transactions and industry data. The resulting fair value estimates for investment property are included in level 3.

- a current prices in an active market for properties of different nature or recent prices of similar properties in less active markets, adjusted to reflect those differences.  
b discounted cash flow projections based on reliable estimates of future cash flows.  
c capitalised income projections based upon a property's estimated net market income, and a capitalisation rate derived from an analysis of market evidence.

**6 Intangible assets**

Particulars	Amount
<b>Gross Block as at 1st April 2016</b>	
Additions	124,043.58
Disposals	-
<b>Balance as at 31st March 2017</b>	<b>124,043.58</b>
<b>Accumulated Depreciation as at 1st April 2016</b>	
Amortisation	(2,292.70)
Disposals	-
<b>Balance as at 31st March 2017</b>	<b>(2,292.70)</b>
<b>Net Block as at 1st April 2016</b>	
<b>Balance as at 31st March 2017</b>	<b>121,750.88</b>

**7 Intangible Assets under Development**

Particulars	Amount
<b>Balance as at 1st April 2015</b>	103,487.36
Addition	19,599.27
Capitalized	-
<b>Balance as at 31 March 2016</b>	<b>123,086.63</b>
Addition	26,909.15
Capitalized	(124,043.58)
<b>Balance as at 31 March 2017</b>	<b>25,952.20</b>



**Farakka Raiganj Highways Limited**  
**Notes to the financial statements for the year ended 31st March, 2017**  
(All amounts are in Rs. lakhs, unless stated otherwise)

**8 Other financial assets**

**(Unsecured unless otherwise stated)**

	Particulars	As at March 31, 2017	As at March 31, 2016	As at April 1, 2015
<b>8a</b>	<b>Non-current</b>			
	<b>Considered good</b>			
	Electricity deposit	26.10	26.08	-
	Corporate Guarantee	695.06	744.15	-
	<b>Total</b>	<b>721.16</b>	<b>770.23</b>	<b>-</b>
<b>8b</b>	<b>Current</b>			
	<b>Unsecured, considered good</b>			
	Loans & Advances	157.78	3,275.43	22.47
	- Related Party - Hindustan Construction Co.Limited	134.03	3,265.67	-
	- Related Party - HCC Concessions Limited	-	-	22.47
	- Others	23.76	9.76	-
	Interest accrued on FD	0.27	-	-
	Other receivables	738.06	670.94	234.74
	- Utility Shifting	360.56	293.44	234.74
	- Amount Withheld against Grant	377.50	377.50	-
	<b>Total</b>	<b>896.12</b>	<b>3,946.37</b>	<b>257.21</b>

**9 Non Current Tax assets**

	Particulars	As at March 31, 2017	As at March 31, 2016	As at April 1, 2015
	Prepaid Taxes (Net of Provisions)	159.18	155.76	142.97
	<b>Total</b>	<b>159.18</b>	<b>155.76</b>	<b>142.97</b>

**10 Other Assets**

	Particulars	As at March 31, 2017	As at March 31, 2016	As at April 1, 2015
<b>10a</b>	<b>Non current assets</b>			
	Balance with Government Authorities	51.96	48.26	36.58
	Capital advances (Mobilisation of Advance)	793.88	1,287.90	1,866.68
	- Related Party - Hindustan Construction Co.Limited			
	Capital advances (Additional Advance)	3,100.85	-	-
	- Related Party - Hindustan Construction Co.Limited			
	<b>Total</b>	<b>3,946.69</b>	<b>1,336.17</b>	<b>1,903.26</b>
<b>10b</b>	<b>Current assets</b>			
	Prepaid expenses	50.73	17.57	9.01
	<b>Total</b>	<b>50.73</b>	<b>17.57</b>	<b>9.01</b>

**11 Trade Receivable**

	Particulars	As at March 31, 2017	As at March 31, 2016	As at April 1, 2015
	Compensation for Toll Suspension	890.00	-	-
	<b>Total</b>	<b>890.00</b>	<b>-</b>	<b>-</b>



**Farakka Raiganj Highways Limited**  
**Notes to the financial statements for the year ended 31st March, 2017**  
(All amounts are in Rs. lakhs, unless stated otherwise)

**12 Cash and cash equivalents**

Particulars	As at March 31, 2017	As at March 31, 2016	As at April 1, 2015
Cash on hand	213.23	-	-
Balances with Banks			
In current accounts	1,000.01	414.21	559.88
Term deposits with original maturity of less than three months	1,961.00	-	229.79
<b>Total</b>	<b>3,174.24</b>	<b>414.21</b>	<b>789.67</b>

There are no repatriation restrictions with regard to cash and cash equivalents as at the end of the reporting period and prior periods.

During the year, the Company had SBNs/ other denomination notes (other notes) as defined in the MCA notification G.S.R. 308 (E) dated 31 March 2017. The denomination wise details of the SBNs and other notes held and transacted during the period from 8 November 2016 to 31 December 2016 is given below:

Particulars	SBN	Other denominated Notes	Total
<b>Closing Cash in Hand as on 8th November 2016</b>	48.98	30.16	79.13
Add : Permitted Receipts	244.32	819.89	1,064.21
Less : Permitted Payments	-	-	-
Less : Amount Deposited in Banks	293.29	782.89	1,076.18
<b>Closing Cash in Hand as on 30th December 2016</b>	<b>-</b>	<b>67.16</b>	<b>67.16</b>

# For the purpose of this clause, the term 'Specified Bank Notes' shall have the same meaning provided in the Government of India notification S.O. 3407 (E), dated 8 November 2016.





**Farakka Raiganj Highways Limited**  
**Notes to the financial statements for the year ended 31st March, 2017**  
 (All amounts are in Rs. lakhs, unless stated otherwise)

**13 Equity Share capital**

Particulars	As at March 31, 2017	As at March 31, 2016	1st April, 2015
<b>Authorised</b>			
50,000,000 (31 March 2016: 50,000,000) equity shares of Rs 10/- each	5,000.00	5,000.00	5,000.00
<b>Issued, subscribed and fully paid up</b>			
50,000,000 (31 March 2016: 50,000,000) equity shares of Rs 10/- each-fully paid up	5,000.00	5,000.00	5,000.00
	<b>5,000.00</b>	<b>5,000.00</b>	<b>5,000.00</b>

**a Reconciliation of number of shares**

Particulars	Equity Shares	
	No of shares (in lakhs)	Amount
Balance as at the 1 April 2015	500.00	5,000.00
Add: Issued during the year	-	-
Balance as at the 31 March 2016	500.00	5,000.00
Add: Issued during the year	-	-
Balance as at the 31 March 2017	500.00	5,000.00

**b Rights, preferences and restrictions attached to shares**

**Equity shares:**

- The company has only one class of equity shares having par value of Rs 10 per share. Each holder of equity shares is entitled to one vote per share.
- The Company declares and pays dividends in Indian Rupees. The dividend proposed by the Board of Directors is subject to approval of the Shareholders in the ensuing Annual General Meeting. During the year ended on 31st March, 2017, no dividend is declared by the Board (previous year Nil).
- In the event of liquidation of the company, the holders of equity shares will be entitled to receive remaining assets of the company, after distribution of all preferential amounts. The distribution will be in proportion to the number of equity shares held by the shareholders.

**c Details of equity shares held by shareholders holding more than 5% of the aggregate shares in the Company**

	As at March 31, 2017		As at March 31, 2016		1st April, 2015	
	No of shares (in lakhs)	% of Shareholding	No of shares (in lakhs)	% of Shareholding	No of shares (in lakhs)	% of Shareholding
Equity shares of Rs 10/- each fully paid						
HCC Concessions Limited and its nominees	370.00	74%	370.00	74%	370.00	74%
Hindustan Construction Company Limited	130.00	26%	130.00	26%	130.00	26%



14 Instruments entirely Equity in Nature

Particulars	As at March 31, 2017	As at March 31, 2016	1st April, 2015
Compulsory Convertible Preference Shares (Refer Note Below)	20,022.10	20,022.10	20,022.10
<b>Total</b>	<b>20,022.10</b>	<b>20,022.10</b>	<b>20,022.10</b>

A Compulsory Convertible Preference Shares

Particulars	As at March 31, 2017	As at March 31, 2016	1st April, 2015
<b>Authorised</b>			
210,000,000 (31 March 2016: 210,000,000) 9% Compulsorily Cumulative Convertible Preference Shares of Rs 10/- each	21,000.00	21,000.00	21,000.00
<b>Issued, subscribed and fully paid up</b>			
200,221,000 (31 March 2016: 200,221,000) 9% Compulsorily Cumulative Convertible Preference Shares of Rs 10/- each- fully paid up	20,022.10	20,022.10	20,022.10
<b>Total</b>	<b>20,022.10</b>	<b>20,022.10</b>	<b>20,022.10</b>

a Reconciliation of number of shares

Particulars	Preference Shares	
	No of shares (in lakhs)	Amount
Balance as at the 1 April 2015	2,002.21	20,022.10
Add: Issued during the year	-	-
Balance as at the 31 March 2016	2,002.21	20,022.10
Add: Issued during the year	-	-
Balance as at the 31 March 2017	2,002.21	20,022.10

b Terms/ rights attached to 9% Compulsorily Convertible Cumulative Preference Shares(CCCPS)

i) The CCCPS shall carry a dividend of 9% per annum. The period for which a dividend will be payable on CCCPS will be calculated from the date of allotment of CCCPS up to the date on which the CCCPS are converted into fully paid-up Equity Shares.

ii) One CCCPS of face value of Rs 10/- (Rupees Ten only) issued at par will be compulsorily and automatically converted into one fully paid-up Equity Share of Rs 10/- (Rupees Ten only) each on expiry of 6 years from the date of allotment without any application or any further act on the part of the holder of the CCCPS.

iii) The Equity Shares arising out of the conversion of the CCCPS shall rank *pari passu*, in all respects including voting and dividend, with the existing Equity Shares.

iv) The CCCPS shall rank for capital and dividend (including all dividends undeclared up to the commencement of winding up) and for repayment of capital in a winding up, *pari passu* inter se and in priority to the Equity Shares of the Company but shall not confer any further or other right to participate either in profits or assets and that preferential rights shall automatically cease on conversion of these shares into Equity Shares.

v) The holders of CCCPS (before conversion) shall have the right to receive all notices of general meetings of the Company but shall not confer on the holders thereof the right to vote at any meetings of the Company save to the extent and in the manner provided in the Companies Act, 1956, or any re-enactment thereof. The rights and terms attached to the CCCPS may be modified or dealt with by the Directors in accordance with the provisions of the Articles of Association(AoA) of the Company.

c Shares held by holding/ ultimate holding company and/ or their subsidiaries/ associates

Out of preference shares issued by the company, shares held by its holding company, ultimate holding company and their subsidiaries/ associates are as below:

Particulars	As at March 31, 2017	As at March 31, 2016
HCC Concessions Limited and its Nominees, the holding company		
200,221,000 (31 March 2016: 200,221,000) 9% CCCPS of Rs.10/- each.	20,022.10	20,022.10

d Details of preference shares held by shareholders holding more than 5% of the aggregate shares in the Company

	As at March 31, 2017		As at March 31, 2016		1st April, 2015	
	No of shares (in lakhs)	% of Shareholding	No of shares (in lakhs)	% of Shareholding	No of shares (in lakhs)	% of Shareholding
9% CCCPS of Rs 10/- each fully paid HCC Concessions Limited	2,002.21	100%	2,002.21	100%	2,002.21	74%



**Farakka Raiganj Highways Limited**  
**Notes to the financial statements for the year ended 31st March, 2017**  
 (All amounts are in Rs. lakhs, unless stated otherwise)

**15 Other Equity**

Particulars	As at March 31, 2017	As at March 31, 2016	1st April, 2015
Capital Contribution (Corporate Guarantee) (Refer Note 15A)	756.41	756.41	-
Reserves and Surplus (Refer Note 15B)	(1,452.25)	(221.44)	(189.10)
<b>Total</b>	<b>(695.84)</b>	<b>534.97</b>	<b>(189.10)</b>

**A Capital Contribution (Corporate Guarantee)**

Particulars	As at March 31, 2017	As at March 31, 2016
Opening balance	756.41	-
Capital Contribution (corporate guarantee)	-	756.41
<b>Closing Balance</b>	<b>756.41</b>	<b>756.41</b>

**B Reserves and surplus**

Particulars	As at March 31, 2017	As at March 31, 2016	As at April 1, 2015
Retained Earnings	(1,452.25)	(221.44)	(189.10)
<b>Total reserves and surplus</b>	<b>(1,452.25)</b>	<b>(221.44)</b>	<b>(189.10)</b>

**Surplus in the Statement of Profit and Loss**

Particulars	As at March 31, 2017	As at March 31, 2016
Opening balance	(221.44)	(189.10)
Add: Profit/(Loss) for the year	(1,230.82)	(32.34)
<b>Closing Balance</b>	<b>(1,452.25)</b>	<b>(221.44)</b>



**Farakka Raiganj Highways Limited**

**Notes to the financial statements for the year ended 31st March, 2017**

(All amounts are in Rs. lakhs, unless stated otherwise)

**16 Long Term Borrowings**

Particulars	As at March 31, 2017	As at March 31, 2016	As at April 1, 2015
<b>Secured</b>			
<b>Term loans</b>			
From Banks	79,141.44	64,126.54	55,577.35
From others	9,860.35	7,966.13	6,982.80
<b>Secured - Total</b>	<b>89,001.79</b>	<b>72,092.67</b>	<b>62,560.15</b>
<b>Unsecured</b>			
Subordinate loan from Holding Company - HCC Concessions Limited	5,931.00	4,310.00	-
<b>Unsecured - total</b>	<b>5,931.00</b>	<b>4,310.00</b>	<b>-</b>
<b>Total non current borrowings</b>	<b>94,932.79</b>	<b>76,402.67</b>	<b>62,560.15</b>
Less: Current maturity of long term debt (Note 17b)	(716.79)	-	-
<b>Non current borrowings</b>	<b>94,216.00</b>	<b>76,402.67</b>	<b>62,560.15</b>

**Foot Note**

**A Rupee term Loan I**

- i Above term Loans are Secured by way of pari-passu first charge on all assets both present and future, excluding the project assets as defined in the Concession Agreement & pledge of 51% shareholding of the promoters. The land is under lien by way of mortgage to SBICap Trustee Company Limited by way of charge dated 3rd March, 2011.
- ii The rate of Interest is 10.75% w.e.f 2nd August 2013
- iii Terms of Repayment : Repayable in 52 unequal consecutive quarterly installments commencing from June 30, 2017 to 31st March 2030 ranging from Rs. 89,59,875/- to Rs. 44,79,93,750/- on the repayment dates and in the percentages as mentioned in the amortization schedule as set forth in Schedule V of the Common Loan Agreement executed on 28th September, 2010 and amended time to time.

**B Rupee term Loan II**

- i Above term Loans are Secured by way of pari-passu first charge on all assets both present and future, excluding the project assets as defined in the Concession Agreement & pledge of 51% shareholding of the promoters. The land is under lien by way of mortgage to SBICap Trustee Company Limited by way of charge modified dated 30th May 2016.
- ii Rupee Term Loan II carry rate of Interest of 11% p.a
- iii Terms of Repayment : Repayable in 52 unequal consecutive quarterly installments commencing from June 30, 2018 to 31st March 2031 ranging from Rs. 31,60,875/- to Rs. 16,75,26,375/- on the repayment dates and in the percentages as mentioned in the amortization schedule as set forth in Schedule V of the Supplemental Loan Agreement executed on 21st January 2016 and amended time to time.

**C Subordinate Loan**

Subordinate Loans carry rate of Interest of 10.75% p.a. and repayable after Senior Debt



**Farakka Raiganj Highways Limited**  
**Notes to the financial statements for the year ended 31st March, 2017**  
(All amounts are in Rs. lakhs, unless stated otherwise)

**17 Other financial liabilities**

	Particulars	As at March 31, 2017	As at March 31, 2016	As at April 1, 2015
<b>17a</b>	<b>Non-current</b>			
	Retention Payable	1,083.53	263.68	265.00
	- Related Party - Hindustan Construction Co. Ltd			
	Interest accrued but not due	620.68	98.35	-
	- Related Party - HCC Concessions Limited			
	<b>Total</b>	<b>1,704.21</b>	<b>362.03</b>	<b>265.00</b>
<b>17b</b>	<b>Current</b>			
	Interest accrued but not due on borrowings	101.34	655.47	44.09
	Current Maturities of Long term debt (Refer Note 16)	716.79	-	-
	Payables for Capital Expenditure	34,596.86	26,412.53	18,830.64
	- Related Party - Hindustan Construction Co. Ltd	34,583.61	26,119.48	18,766.60
	- Related Party - HCC Concessions Limited	-	35.39	1.39
	- Others	13.24	257.67	62.65
	<b>Total</b>	<b>35,414.99</b>	<b>27,068.00</b>	<b>18,874.73</b>

**Foot Note**

Payables for capital expenditure includes Rs. 221 Lakhs on account of EOT Claims liability for the period January 2017 to March 2017 on the basis of best estimates.

**18 Provisions**

	Particulars	As at March 31, 2017	As at March 31, 2016	As at April 1, 2015
	<b>Non-current</b>			
	Provision for major maintenance	1,066.84	-	-
	<b>Total</b>	<b>1,066.84</b>	<b>-</b>	<b>-</b>

**Major maintenance**

Company has contractual obligation to carry out resurfacing operation in FY 2021, for which provision is created over a period of five years. The provision is discounted to its present value at a discount rate (10.75%) that reflects current market assessments of the time value of money and the risks specific to the liability. On the basis of technical reports received during the financial year 2016-17, major maintenance cost has been estimated Rs. 143 Crores for the period from FY 2016(19th October 2016) to FY 2021.

Movement during the financial year is set out below

Particulars	Amount
Movements in provisions	
As at 1 April 2016	-
Charged/ (credited) to profit and loss	
Additional Provision	1,066.84
Unwinding of Discount	-
As at March 2017	1,066.84

**19 Trade payables**

	Particulars	As at March 31, 2017	As at March 31, 2016	As at April 1, 2015
	<b>Trade payables</b>			
	Related Party			
	HCC Infrastructure Limited	0.03	-	-
	HCC Concessions Limited	429.00	-	-
	HCC Operations & Maintenance Limited	173.54	-	-
	Highbar Technologies Limited	0.37	-	-
	Highbar Technocrat Limited	0.03	-	-
	Others	98.18	-	-
	<b>Total</b>	<b>701.14</b>	<b>-</b>	<b>-</b>

**Details of dues to micro and small enterprises as defined under the MSMED Act, 2006**

There have been no claimed transactions during the year with Micro & Small Enterprises covered under the Micro, Small and Medium Enterprises Development (MSMED) Act, 2006. Hence, reporting details of Principal and Interest does not arise.

**20 Other liabilities**

	Particulars	As at March 31, 2017	As at March 31, 2016	As at April 1, 2015
	<b>Current</b>			
	Statutory Dues	215.01	360.68	71.83
	<b>Total</b>	<b>215.01</b>	<b>360.68</b>	<b>71.83</b>

**Farakka Raiganj Highways Limited**  
**Notes to the financial statements for the year ended 31st March, 2017**  
(All amounts are in Rs. lakhs, unless stated otherwise)

**21 Fair Value Hierarchy and Financial Risk Management Note**  
**i Financial Instruments**  
**A Financial instruments by category**

The carrying value and fair value of financial instruments by categories as at 31 March 2017 were as follows:

Particulars	Amortised cost	Financial assets/ liabilities at fair value through profit or loss		Total carrying value	Rs. in Lakhs
		Designated upon initial recognition	Recurring		Total fair value
<b>Assets:</b>					
Trade receivables	890.00	-	-	890.00	-
Cash and cash equivalents	3,174.24	-	-	3,174.24	-
Corporate Guarantee	721.16	-	-	721.16	721.16
Others financial assets	896.12	-	-	896.12	-
<b>Liabilities:</b>					
Borrowings	94,216.00	-	-	94,216.00	94,216.00
Trade payables	701.14	-	-	701.14	-
Interest Accrued and Due	-	-	620.68	620.68	620.68
Retention Payable	1,083.53	-	-	1,083.53	1,083.53
Other financial liabilities	35,414.99	-	-	35,414.99	-

The carrying value and fair value of financial instruments by categories as at 31 March 2016 were as follows:

Particulars	Amortised cost	Financial assets/ liabilities at fair value through profit or loss		Total carrying value	Rs. in Lakhs
		Designated upon initial recognition	Recurring		Total fair value
<b>Assets:</b>					
Cash and cash equivalents	414.21	-	-	414.21	-
Corporate Guarantee	770.23	-	-	770.23	770.23
Others financial assets	3,946.37	-	-	3,946.37	-
<b>Liabilities:</b>					
Borrowings	76,402.67	-	-	76,402.67	76,402.67
Interest Accrued and Due	-	-	98.35	98.35	98.35
Retention Payable	263.68	-	-	263.68	263.68
Other financial liabilities	27,068.00	-	-	27,068.00	-

The carrying value and fair value of financial instruments by categories as at 31 March 2015 were as follows:

Particulars	Amortised cost	Financial assets/ liabilities at fair value through profit or loss		Total carrying value	Rs. in Lakhs
		Designated upon initial recognition	Recurring		Total fair value
<b>Assets:</b>					
Cash and cash equivalents	789.67	-	-	789.67	-
Others financial assets	257.21	-	-	257.21	-
<b>Liabilities:</b>					
Borrowings	62,560.15	-	-	62,560.15	62,560.15
Retention Payable	265.00	-	-	265.00	265.00
Other financial liabilities	18,874.73	-	-	18,874.73	-

**B Fair value hierarchy**

**Level 1** - Quoted prices (unadjusted) in active markets for identical assets or liabilities

**Level 2** - Inputs other than quoted prices included within Level 1 that are observable for the asset or liability, either directly (i.e. as prices) or indirectly (i.e. derived from prices)

**Level 3** - Inputs for the assets or liabilities that are not based on observable market data (unobservable inputs)

The following table presents fair value hierarchy of assets and liabilities measured at fair value on a recurring basis as of :

Particulars	31 March 2017		31 March 2016		1 April 2015		Rs. in Lakhs
	Level 1	Level 3	Level 1	Level 3	Level 1	Level 3	Total fair value
Other Assets	-	721.16	-	770.23	-	-	-
Other Liabilities	-	95,920.21	-	76,764.70	-	-	62,825.15

ii **Financial risk management**

The company's activities expose it to market risk, liquidity risk and credit risk. This note explains the source of risk which the entity is exposed to and how the entity manages the risk.

Risk	Exposure arising from	Management
Credit risk	Cash and cash equivalents, financial assets measured at amortised cost.	Diversification of bank deposits and credit limits
Market risk — interest rate	Longterm borrowings at Fixed rate	Actively managed
Liquidity risk	Trade Payables, borrowings and other liabilities	Availability of committed credit lines and borrowing facilities

The Company's risk management is carried out by a project finance team and treasury team group under policies approved by board of directors. Company treasury identifies, evaluates and hedges financial risk in close co-operation with the group's operating units. The Management of the Company provides principles for overall risk management, as well as policies covering specific areas, such as interest rate risk, and credit risk and investments of excess liquidity.

**(a) Credit Risk**

The company engaged in infrastructure development and construction business under BOT. Credit risk is the risk that counterparty will not meet its obligations leading to a financial loss. Financial assets that are potentially subject to concentrations of credit risk and failures by counter-parties to discharge their obligations in full or in a timely manner consist principally of cash, cash equivalents and trade and other accounts receivable. Credit risk on cash balances with Bank are limited because the counterparties are entities with acceptable credit ratings.

**(b) Market Risk - Interest rate risk**

The exposure of the Company's borrowing is linked to Bank base rate plus fixed spread, base rate are subject to change in market condition to interest rate changes at the end of the reporting period are as follows:

Particulars	As at March 31, 2017	As at March 31, 2016	As at April 1, 2015
Fixed Rate borrowings	94,932.79	76,402.67	62,560.15
<b>Total borrowings</b>	<b>94,932.79</b>	<b>76,402.67</b>	<b>62,560.15</b>

**Sensitivity analysis**


Profit or loss is sensitive to higher/lower interest income from borrowings as a result of changes in interest rates.

Impact on Profit after Tax	As at March 31, 2017	As at March 31, 2016	As at April 1, 2015
Interest rates - increase by 0.50 basis points	(428.34)	(347.41)	(312.80)
Interest rates - decrease by 0.50 basis points	428.34	347.41	312.80

**(b) Liquidity Risk**

Prudent liquidity risk management implies maintaining sufficient cash and marketable securities and the availability of funding through an adequate amount of committed credit facilities to meet obligations when due and to close out market positions. The Company treasury maintains flexibility in funding by maintaining availability under committed credit lines.

Management monitors rolling forecasts of the company's liquidity position (comprising the undrawn borrowing facilities below) and cash and cash equivalents on the basis of expected cash flows.



**Farakka Raiganj Highways Limited****Notes to the financial statements for the year ended 31st March, 2017**

(All amounts are in Rs. lakhs, unless stated otherwise)

**(i) Maturities of financial liabilities**

The tables below analyse the Company's financial liabilities into relevant maturity groupings based on their contractual maturities for:

**As At March-2017**

	Less than 1 year	1 to 2 Years	2 to 5 Years	Over 5 Years	Total
<b>Non-derivatives</b>					
Borrowings	716.79	3,837.24	4,745.30	85,633.46	94,932.79
Other Financials liabilities	-	1,704.21			1,704.21
Trade and other payables	36,116.13				36,116.13
Other Current liabilities	215.01				215.01
<b>Total non-derivatives</b>	<b>37,047.92</b>	<b>5,541.45</b>	<b>4,745.30</b>	<b>85,633.46</b>	<b>132,968.13</b>
<b>Derivatives (N.A)</b>					
	<b>37,047.92</b>	<b>5,541.45</b>	<b>4,745.30</b>	<b>85,633.46</b>	<b>132,968.13</b>

**As At March-2016**

	Less than 1 year	1 to 2 Years	2 to 5 Years	Over 5 Years	Total
<b>Non-derivatives</b>					
Borrowings	-	2,234.80	4,069.86	70,098.01	76,402.67
Other Financials liabilities	-	362.03			362.03
Trade and other payables	27,068.00				27,068.00
Other Current liabilities	360.68				360.68
<b>Total non-derivatives</b>	<b>27,428.68</b>	<b>2,596.83</b>	<b>4,069.86</b>	<b>70,098.01</b>	<b>104,193.37</b>
<b>Derivatives (N.A)</b>					
	<b>27,428.68</b>	<b>2,596.83</b>	<b>4,069.86</b>	<b>70,098.01</b>	<b>104,193.37</b>

**As At April-2015**

	Less than 1 year	1 to 2 Years	2 to 5 Years	Over 5 Years	Total
<b>Non-derivatives</b>					
Borrowings	-	716.79	4,533.36	57,310.00	62,560.15
Other Financials liabilities	-	265.00			265.00
Trade and other payables	18,874.73				18,874.73
Other Current liabilities	71.83				71.83
<b>Total non-derivatives</b>	<b>18,946.56</b>	<b>981.79</b>	<b>4,533.36</b>	<b>57,310.00</b>	<b>81,771.71</b>
<b>Derivatives (N.A)</b>					
	<b>18,946.56</b>	<b>981.79</b>	<b>4,533.36</b>	<b>57,310.00</b>	<b>81,771.71</b>





**Farakka Raiganj Highways Limited**  
**Notes to the financial statements for the year ended 31st March, 2017**  
(All amounts are in Rs. lakhs, unless stated otherwise)

**22 Revenue from Operations**

Particulars	Year ended March 31, 2017	Year ended March 31, 2016
<b>Operating Income</b>		
(i) Toll Income	6,767.27	-
(ii) Construction Revenue	26,909.15	19,599.27
(iii) Compensation for Toll Suspension (Refer Foot Note)	890.00	-
<b>Total</b>	<b>34,566.42</b>	<b>19,599.27</b>

**Foot Note**

Compensation receivable from NHAI of Rs. 8.90 Crores is on account of Suspension of Toll from 9th November 2016 to 2nd December 2016 due to demonetisation.

**23 Other income**

Particulars	Year ended March 31, 2017	Year ended March 31, 2016
Interest income	13.45	-
Net gain/loss on sale of investments	18.01	-
Interest on IT Refund	0.10	-
<b>Total</b>	<b>31.56</b>	<b>-</b>

**24 Cost of constructions**

Particulars	Year ended March 31, 2017	Year ended March 31, 2016
Construction Cost	26,909.15	19,599.27
<b>Total</b>	<b>26,909.15</b>	<b>19,599.27</b>

**25 Finance costs**

Particulars	Year ended March 31, 2017	Year ended March 31, 2016
Interest expense on Term Loans	3,255.92	-
Interest on Subordinate Debt	160.79	-
Interest expenses on unwinding up of Retention payable	17.64	-
Amortisation of Corporate guarantee	49.09	12.27
<b>Total</b>	<b>3,483.44</b>	<b>12.27</b>

**26 Depreciation and amortization expense**

Particulars	Note	Year ended March 31, 2017	Year ended March 31, 2016
Depreciation on Property, Plant and Equipment	4	7.86	-
Amortization on Intangible assets	6	2,292.70	-
<b>Total</b>		<b>2,300.56</b>	<b>-</b>



**Farakka Raiganj Highways Limited**  
**Notes to the financial statements for the year ended 31st March, 2017**  
(All amounts are in Rs. lakhs, unless stated otherwise)

**27 Other expenses**

Particulars	Year ended March 31, 2017	Year ended March 31, 2016
Power, fuel and Electricity	47.08	-
Operation & Maintenance	1,485.98	-
Major Maintenance (Refer Note 17)	1,066.84	-
SPV Management fees	311.61	-
Insurance	45.36	-
Rates and Taxes	1.93	0.06
Travelling	13.70	9.14
Director Sitting Fees	3.56	3.88
Printing & Stationery	0.61	0.10
Legal, Professional and Consultancy Charges (Refer Foot Note)	144.04	6.51
Miscellaneous Expenses	14.92	0.38
<b>Total</b>	<b>3,135.65</b>	<b>20.07</b>

**Foot Note**

Particulars	Year ended March 31, 2017	Year ended March 31, 2016
Legal, Professional and Consultancy Charges include:		
Auditors' remuneration and expenses (Including Service Tax)		
Statutory Audit fees	2.16	3.00
Tax audit fees	0.57	-
Others	2.57	1.84

**28 Earnings per share (EPS)**

Particulars	Year ended March 31, 2017	Year ended March 31, 2016
The following reflects the profit and share data used in the basic computations:		
Net profit/ (loss) for calculation of basic EPS	(1,230.82)	(32.34)
Number of equity shares in calculating basic EPS	500.00	500.00
Basic & Diluted EPS	(2.46)	(0.06)

The effects of anti-dilutive potential ordinary shares are ignored in calculating diluted EPS.



**Farakka Raiganj Highways Limited**  
**Notes to the financial statements for the year ended 31st March, 2017**  
(All amounts are in Rs. lakhs, unless stated otherwise)


**29 Related party transactions**

**A Name of Related Party with which the Company has transactions during the period and Nature of Relationship**

Holding Company	HCC Concessions Ltd.
Holding Company's Holding Company	HCC Infrastructure Company Limited
Ultimate Holding Company	Hindustan Construction Company Limited
Fellow Subsidiary	HCC Operations & Maintenance Limited
Fellow Subsidiary	Highbar Technologies Limited
Fellow Subsidiary	Highbar Technocrat Limited

**B Related Party Transactions for the year ended 31st March 2017**

Particulars	FY 16-17	FY 15-16	FY 14-15
<b><u>Statement of Profit/Loss for Period</u></b>			
<b><u>SPV Management Fees</u></b>			
HCC Concessions Limited	311.61	-	-
<b><u>Other Charges &amp; Reimbursement of Expenses</u></b>			
HCC Operations & Maintenance Limited	29.88	0.12	-
HCC Concessions Limited	0.69		
<b><u>Interest on Subordinate Debt</u></b>			
HCC Concessions Limited	160.79		
<b><u>Operations &amp; Maintenance</u></b>			
HCC Operations & Maintenance Limited	1,044.94	-	-
<b><u>I.T. Services</u></b>			
Highbar Technologies Limited	3.35	-	-
<b><u>Ammortisation of Corporate Guarantee</u></b>			
HCC Concessions Limited	49.09	12.27	-
<b><u>Movement in Intangible Asset during period</u></b>			
<b><u>SPV Management Fees</u></b>			
HCC Concessions Limited	378.39	273.34	191.01
<b><u>IT Services</u></b>			
Highbar Technocrat Limited	0.36	-	-
Highbar Technologies Limited	8.20	-	-
<b><u>Pre Operative Services</u></b>			
HCC Operations & Maintenance Limited	365.13	-	-
<b><u>Other Charges &amp; Reimbursement of Expenses</u></b>			
HCC Concessions Limited	1.92	39.81	7.02
HCC Operations & Maintenance Limited	0.62	0.12	
<b><u>Interest on Inter Corporate Deposit</u></b>			
HCC Concessions Limited	-	7.25	-
<b><u>Interest on Subordinate Debt</u></b>			
HCC Concessions Limited	361.55	102.02	-
<b><u>EPC Cost including Material Supply</u></b>			
Hindustan Construction Company Ltd	11,800.46	8,354.43	7,968.91
<b><u>Utility Shifting</u></b>			
Hindustan Construction Company Ltd	208.95	-	-
<b><u>Claims</u></b>			
Hindustan Construction Company Ltd	8,364.00	9,664.00	16,694.00



**Farakka Raiganj Highways Limited**  
**Notes to the financial statements for the year ended 31st March, 2017**  
(All amounts are in Rs. lakhs, unless stated otherwise)

**29 Related party transactions**

Particulars	FY 16-17	FY 15-16	FY 14-15
<b><u>Trade Payables</u></b>			
HCC Concessions Limited	429.00	-	-
HCC Operations & Maintenance Limited	173.54	-	-
HCC Infrastructure Limited	0.03	-	-
Highbar Technocrat Limited	0.03	-	-
Highbar Technologies Limited	0.37	-	-
<b><u>Other Current Liabilities</u></b>			
HCC Concessions Limited	-	35.39	1.39
Hindustan Construction Company Ltd	-	-	-
<b><u>Claims Outstanding</u></b>			
Hindustan Construction Company Ltd	34,583.61	26,119.48	18,766.60
<b><u>Mobilisation Advance including Additional Advance</u></b>			
Hindustan Construction Company Ltd	3,894.73	1,287.90	1,866.68
<b><u>Other Advances</u></b>			
HCC Concessions Limited	-	-	22.47
Hindustan Construction Company Ltd	134.03	3,265.67	-
<b><u>Retention Payable</u></b>			
Hindustan Construction Company Ltd	1,083.53	263.68	265.00
<b><u>Interest Accrued &amp; not due</u></b>			
HCC Concessions Limited	620.68	98.35	-
<b><u>Subordinate Debt</u></b>			
HCC Concessions Limited	5,931.00	4,310.00	-
<b><u>Corporate Guarantee Contribution</u></b>			
HCC Concessions Limited	756.41	756.41	-
<b><u>Contribution in Share Capital till date</u></b>			
<b><u>Equity</u></b>			
HCC Concessions Limited	3,700.00	3,700.00	3,700.00
Hindustan Construction Company Ltd	1,300.00	1,300.00	1,300.00
<b><u>Other Equity</u></b>			
<b><u>9% Compulsory Cumulative Convertible Preference Shares</u></b>			
HCC Concessions Limited	20,022.10	20,022.10	20,022.10
<b><u>Capital Contribution (Corporate Guarantee)</u></b>			
HCC Concessions Limited	756.41	756.41	-
<b><u>Transaction during period</u></b>			
<b><u>Subordinate Debt Taken</u></b>			
HCC Concessions Limited	1,621.00	4,310.00	-
<b><u>Contingent as on 31st March 2017</u></b>			
<b><u>Corporate Guarantee given on our behalf</u></b>			
HCC Concessions Limited	25,287.00	25,287.00	-
<b><u>Corporate Guarantee given against Performance Security</u></b>			
Hindustan Construction Company Ltd	13,860.00	-	-
<b><u>Claim</u></b>			
Hindustan Construction Company Ltd	39,032.40	18,643.36	21,969.00



**Farakka Raiganj Highways Limited**  
**Notes to the financial statements for the year ended 31st March, 2017**  
 (All amounts are in Rs. lakhs, unless stated otherwise)

**30 Employee benefits**

The Company has no employees on its payroll during the period and therefore, there is no reportable information under Ind AS-19.

**31 Segment reporting**

The Company being engaged in design, operation development and maintenance of Road on Build, Operate and Transfer (BOT) basis, does not have more than one reportable segments. Further, the Company is carrying its business in only one geographical segment.

**32 Contingent liabilities**

(Rs. In Lakhs)		
Particulars	As at March 31, 2017	As at March 31, 2016
<b>a Claims against the Company not acknowledged as debt :-</b>		
i Company (Concessionaire) has received claims from EPC Contractor i.e. Hindustan Construction Company. The same shall be paid upon receipt from the authority and subject to Board approval	39,032.40	18,643.36
ii Claims received from NHAI on account of maintenance obligation of existing road of Malda Town Portion	377.50	377.50
iii Company (Concessionaire) has received letter from National Highways Authority of India (NHAI) in relation to Negative Change of Scope for Stage Construction of Rs. 206 Lakhs. The company has referred this matter to Arbitration as per provisions of the Concession Agreement – the Arbitration has already commenced. If any claims arises, the same shall be recoverable from the EPC Contractor i.e. Hindustan Construction Company Ltd.		
<b>c Capital Commitment</b>		
Estimated amount of contracts remaining to be executed on capital account not provided for (Net of Advance)	13,058.12	7,942.71

**33 Details of dues to micro and small enterprises as defined under the MSMED Act, 2006**

There have been no transactions during the year with Micro & Small Enterprises covered under the Micro, Small and Medium Enterprises Development (MSMED) Act, 2006. Hence, reporting details of principal and interest does not arise.

**34 Foreign Currency Expenditure**

Particulars	As at March 31, 2017	As at March 31, 2016
Travel Expenses	-	0.46
	-	<b>0.46</b>

**35 Directors Remuneration**

The Directors have been paid sitting fees for the Board and Committee meetings attended by them.

**36 Previous years figures**

Previous years figures have been regrouped/reclassified/recasted wherever necessary.

As per our report of even date attached  
**For Gianender & Associates**  
 Chartered Accountants  
 Firm Registration No. 004661N

*Mga*  
 Manju Agrawal  
 Partner  
 Membership No.:083878



Place: New Delhi  
 Date: 25 APR 2017

*Arjun Dhanwan*  
 Arjun Dhanwan  
 (Director)

*Asim Halder*  
 Asim Halder  
 (Chief Financial Officer)

*Ravindra Singh*  
 Ravindra Singh  
 (Director)

*Rahul Shukla*  
 Rahul Shukla  
 (Manager)

*S. Sri devi*  
 Sridevi Iyengar  
 (Director)

*Sree Vidhya Raju*  
 Sree Vidhya Raju  
 (Company Secretary)

*AS*  
 Place: Mumbai  
 Date: 25 APR 2017

*AS*  
 Date: 25 APR 2017