

**CHARTERED
ACCOUNTANTS**

2nd Floor, Kapur House,
Paranjape B Scheme
Road No. 1, Vile Parle (E),
M u m b a i 4 0 0 0 5 7
T: 91 22 2663 3500
www.mmchitale.com

INDEPENDENT AUDITORS' REPORT

To the Members of Steiner India Limited

Report on the Audit of Ind AS Financial Statements

1. Qualified Opinion


We have audited the accompanying Ind AS Financial Statements of Steiner India Limited (hereinafter referred as "the Company"), which comprise the Balance Sheet as at March 31, 2022, the Statement of Profit and Loss including Other Comprehensive Income, the Statement of Changes in Equity and the Statement of Cash Flows for the year then ended, and notes to the Ind AS financial statements, including a summary of significant accounting policies and other explanatory information (hereinafter referred to as 'Ind AS Financial Statements').

In our opinion and to the best of our information and according to the explanations given to us, except for the effects of the matter described in the Basis for Qualified Opinion section of our report, the accompanying Ind AS Financial Statements gives a true and fair view in conformity with the Indian Accounting Standards prescribed under Section 133 of the Act, read with the Companies (Indian Accounting Standards) Rules, 2015, as amended, ("Ind AS") and other accounting principles generally accepted in India, of the state of affairs of the Company as at March 31, 2022, the profit [including other comprehensive income], its cash flows and the statement of changes in equity for the year ended on that date.

2. Basis for Qualified Opinion

We draw attention to Note 6(b) and (c) of the accompanying Ind AS Financial Statements, the Company's inventories of land parcels aggregating Rs. 4,273.33 lakhs are carried at cost and for the reasons explained in the aforesaid note. We are unable to obtain sufficient appropriate audit evidence in respect of the realisable value of these land parcels carried in inventories. In absence of sufficient appropriate audit evidence, we are unable to comment upon the carrying value of these inventories of land parcels and consequent impact, if any on the accompanying Ind AS financial statements.

We conducted our audit of the Ind AS Financial Statements in accordance with the Standards on Auditing specified under Section 143(10) of the Companies Act, 2013 ("the Act"). Our responsibilities under those Standards are further described in the Auditor's Responsibilities for the Audit of the Ind AS Financial Statements section of our report. We are independent of the Company in accordance with the Code of Ethics issued by the Institute of Chartered Accountants of India together with the ethical requirements that are relevant to our audit of the Ind AS Financial Statements under the provisions of the Act and the Rules thereunder, and we have fulfilled our other ethical responsibilities in accordance with these requirements and the Code of Ethics. We believe that the audit evidence we have obtained is sufficient and appropriate to provide a basis for our Qualified Opinion on the Ind AS Financial Statements.



3. Emphasis of Matter

- i. As per Note No. 3 of the accompanying Ind AS financial statements, the physical verification of the Company's fixed assets aggregating Rs. 139.41 lakhs could not be carried out due to COVID 19 pandemic.
- ii. We draw your attention to Note 38 of the Ind AS Financial Statements, which describes the extent to which the COVID-19 pandemic may impact the Company's results as also on business operations of the Company, the assessment thereof by the management of the Company based on its internal, external and macro factors, involving certain estimation uncertainties.

Our Opinion is not modified in respect of this matter.

4. Information Other than the Ind AS financial statements and Auditor's Report Thereon

The Company's Board of Directors is responsible for the preparation of the other information. The other information comprises the information included in Directors Report, Management Discussion and Analysis, but does not include the Ind AS Financial Statements and our Auditor's Report thereon. These reports are expected to be made available to us after the date of our Auditor's Report.

Our opinion on the Ind AS Financial Statements does not cover the other information and we do not express any form of assurance conclusion thereon.

In connection with our Audit of the Ind AS financial statements, our responsibility is to read the other information identified above when it becomes available and, in doing so, consider whether the other information is materially inconsistent with the Ind AS Financial Statements or our knowledge obtained in the Audit, or otherwise appears to be materially misstated.

When we read the other information included in the above reports, if we conclude that there is material misstatement therein, we are required to communicate the matter to those charged with governance and determine the actions under the applicable laws and regulations.

5. Responsibilities of Management and Those Charged with Governance for the Ind AS Financial Statements

The Company's Board of Directors is responsible for the matters stated in section 134(5) of the Act with respect to the preparation of these Ind AS Financial Statements that give a true and fair view of the financial position, financial performance, total comprehensive income, changes in equity and cash flows of the Company in accordance with the Ind AS and other accounting principles generally accepted in India. This responsibility also includes maintenance of adequate accounting records in accordance with the provisions of the Act for safeguarding of the assets of the Company and for preventing and detecting

frauds and other irregularities; selection and application of appropriate accounting policies; making judgments and estimates that are reasonable and prudent; and design, implementation and maintenance of adequate internal financial controls, that were operating effectively for ensuring the accuracy and completeness of the accounting records, relevant to the preparation and presentation of the Ind AS financial statements that give a true and fair view and are free from material misstatement, whether due to fraud or error.

In preparing the Ind AS financial statements, Company's Board of Directors is responsible for assessing the Company's ability to continue as a going concern, disclosing, as applicable, matters related to going concern and using the going concern basis of accounting unless management either intends to liquidate the Company or to cease operations, or has no realistic alternative but to do so.


The Board of Directors are also responsible for overseeing the Company's financial reporting process.

6. Auditors' Responsibilities for the Audit of the Ind AS Financial Statements

Our objectives are to obtain reasonable assurance about whether the Ind AS financial statements, as a whole, are free from material misstatement, whether due to fraud or error, and to issue an auditor's report that includes our opinion. Reasonable assurance is a high level of assurance but is not a guarantee that an audit conducted in accordance with Standards on auditing will always detect a material misstatement when it exists. Misstatements can arise from fraud or error and are considered material if, individually or in the aggregate, they could reasonably be expected to influence the economic decisions of users taken on the basis of these Ind AS financial statements.

As part of an audit in accordance with Standards on auditing, we exercise professional judgment and maintain professional skepticism throughout the audit. We also:

- i. Identify and assess the risks of material misstatement of the Ind AS financial statements, whether due to fraud or error, design and perform audit procedures responsive to those risks, and obtain audit evidence that is sufficient and appropriate to provide a basis for our opinion. The risk of not detecting a material misstatement resulting from fraud is higher than for one resulting from error, as fraud may involve collusion, forgery, intentional omissions, misrepresentations, or the override of internal control.
- ii. Obtain an understanding of internal financial controls relevant to the audit in order to design audit procedures that are appropriate in the circumstances. Under section 143(3)(i) of the Act, we are also responsible for expressing our opinion on whether the Company has adequate internal financial controls with reference to financial statements in place and the operating effectiveness of such controls.



- iii. Evaluate the appropriateness of accounting policies used and the reasonableness of accounting estimates and related disclosures made by management.
- iv. Conclude on the appropriateness of management's use of the going concern basis of accounting and, based on the audit evidence obtained, whether a material uncertainty exists related to events or conditions that may cast significant doubt on the ability of the Company to continue as a going concern. If we conclude that a material uncertainty exists, we are required to draw attention in our auditor's report to the related disclosures in the Ind AS financial statements or, if such disclosures are inadequate, to modify our opinion. Our conclusions are based on the audit evidence obtained up to the date of our auditor's report. However, future events or conditions may cause the Company to cease to continue as a going concern.
- v. Evaluate the overall presentation, structure and content of the Ind AS financial statements, including the disclosures, and whether the Ind AS financial statements represent the underlying transactions and events in a manner that achieves fair presentation.

We communicate with those charged with governance regarding, among other matters, the planned scope and timing of the audit and significant audit findings, including any significant deficiencies in internal control that we identify during our audit.

We also provide those charged with governance with a statement that we have complied with relevant ethical requirements regarding independence, and to communicate with them all relationships and other matters that may reasonably be thought to bear on our independence, and where applicable, related safeguards.

7. Report on Other Legal and Regulatory Requirements

- i. As required by the Companies (Auditor's report) Order, 2020 ("the Order") issued by the Central Government of India in terms of sub-section (11) of section 143 of the Act, we give in the "Annexure A" a statement on the matters specified in paragraphs 3 and 4 of the Order.
- ii. As required by section 143 (3) of the Act, based on our audit we report that:
 - a. We have sought, except for the matters described in the paragraph 2 of the Basis for Qualified Opinion and obtained all the information and explanations which to the best of our knowledge and belief were necessary for the purpose of our audit of Ind AS Financial Statements.
 - b. In our opinion, proper books of account as required by law have been kept by the Company so far as it appears from our examination of those books.
 - c. The Balance Sheet, Statement of Profit and Loss including Other Comprehensive Income, the Statement of Cash Flow and Statement of Changes in Equity dealt with by this Report are in agreement with the relevant books of account.



d. In our opinion, the aforesaid Ind AS Financial Statements comply with the Ind AS specified under section 133 of the Act, read with Rule 7 of the Companies (Accounts) Rules, 2014.

e. On the basis of written representations received from the directors as on March 31, 2022, taken on record by the Board of Directors, none of the directors is disqualified as on March 31, 2022, from being appointed as a director in terms of section 164 (2) of the Act.

f. With respect to the adequacy of the internal financial controls with reference to the financial statements of the Company with reference to these Ind AS Financial Statements and the operating effectiveness of such controls, we request you to refer to our separate Report in "Annexure B" to this report.

g. With respect to the other matters to be included in the Auditor's Report in accordance with the requirements of section 197(16) of the Act, as amended, in our opinion and to the best of our information and according to the explanations given to us, the Company has not paid / provided for managerial remuneration during the year.

h. With respect to the other matters to be included in the Auditor's Report in accordance with Rule 11 of the Companies (Audit and Auditors) Rules, 2014, as amended in our opinion and to the best of our information and according to the explanations given to us:

- (i) The Company has disclosed the impact of pending Litigations on the Financial Position in its Ind AS Financial Statements - Refer Note 23 to the Ind AS Financial Statements;
- (ii) The Company did not have any long-term contracts including derivative contracts for which there were any material foreseeable losses;
- (iii) There were no amounts which were required to be transferred to the Investor Education and Protection Fund by the Company;
- (iv) (a) The Management has represented that no funds have been advanced or loaned or invested (either from borrowed funds or share premium or any other sources or kind of funds) by the Company to or in any other person(s) or entity(ies), including foreign entities ("Intermediaries"), with the understanding, whether recorded in writing or otherwise, that the Intermediary shall, whether, directly or indirectly lend or invest in other persons or entities identified in any manner whatsoever by or on behalf of the Company ("Ultimate Beneficiaries") or provide any guarantee, security or the like on behalf of the Ultimate Beneficiaries (Refer Note 48 to Ind AS financial statements);



**MUKUND
M. CHITALE
& CO.**

**CHARTERED
ACCOUNTANTS**

(b) The Management has represented that no funds have been received by the Company from any person(s) or entity(ies), including foreign entities ("Funding Parties"), with the understanding, whether recorded in writing or otherwise, that the Company shall, whether, directly or indirectly, lend or invest in other persons or entities identified in any manner whatsoever by or on behalf of the Funding Party ("Ultimate Beneficiaries") or provide any guarantee, security or the like on behalf of the Ultimate Beneficiaries (Refer Note 49 to Ind AS financial statements); and

(c) Based on audit procedures that have been considered reasonable and appropriate in the circumstances; nothing has come to our notice that has caused us to believe that the representations under sub-clause (i) and (ii) of Rule 11(e), as provided under (a) and (b) above, contain any material misstatement.

(v) The Company has neither paid nor declared dividend during the year, accordingly compliance with provisions of Section 123 of the Companies Act, 2013 is not applicable.

**For Mukund M. Chitale & Co.
Chartered Accountants**

Firm registration No. 106655W




Abhay V. Kamat
Partner

Membership No. 039585

UDIN: 22039585 AJHXML 2509

Place: Mumbai

Date: May 9, 2022




Annexure A to the Independent Auditors' Report of even date on the Ind AS financial statements of Steiner India Limited

Referred to in paragraph [7(i)] under Report on Other Legal and Regulatory Requirements of our report of even date

According to the information and explanations sought by us and given by the Company and the books of account and records examined by us in the normal course of audit and to the best of our knowledge and belief, we state that:


- (i)
 - a) A) The Company has maintained proper records showing full particulars, including quantitative details and situation of Property, Plant and Equipment and relevant details of Right-of-use Assets.
 - B) The Company has maintained proper records showing full particulars including quantitative details and situation of Intangible Assets.
 - b) Physical verification of fixed asset was carried out during the Financial Year 2018-19. However due to COVID 19 pandemic, no physical verification of fixed assets has been carried out during the year ended 31st March 2022.
 - c) According to the information and explanations given to us and based on our examination of the records of the Company, the Company does not own any immoveable property which is part of Property, Plant and Equipment.
 - d) The Company has not revalued its Property, Plant and Equipment (including Right of Use assets) or Intangible Assets during the year.
 - e) According to the information and explanations given to us, no proceedings have been initiated or is pending against the Company during the year for holding any Benami property under the Benami Transactions (Prohibition) Act, 1988 (45 of 1988) and rules made thereunder.
- (ii)
 - a) The management has conducted the physical verification of inventories at the year end and no material discrepancies were noticed on such physical verification.
 - b) The Company has not been sanctioned any working capital limits in excess of five crore rupees, in aggregate, from banks or financial institutions on the basis of security of current assets. Thus, reporting under paragraph 3(ii)(b) of the Order is not applicable to the Company.
- (iii) According to the information and explanations given to us and based on our examination of the records, the Company has not made investments in, provided any guarantee or security or granted any loans or advances in the nature of loans, secured or unsecured, to companies, firms, Limited Liability Partnerships or any other parties covered in the Register maintained under Section 189 of the Companies Act, 2013 ('The



Act'). Accordingly, the clause 3(iii) (a) (b) (c) (d) (e) and (f) of the Order are not applicable to the Company and hence not commented upon.

- (iv) In our opinion and according to the information and explanations given to us, there are no loans, investments, guarantees, and securities given in respect of which provisions of sections 185 and 186 of the Companies Act 2013 are applicable, and hence not commented upon.
- (v) In our opinion and according to information and explanations given to us, the Company has not accepted any deposits from the public to which the directives issued by the Reserve Bank of India and the provisions of Section 73 to 76 or any other relevant provisions of the Act and the Rules framed there under apply. Hence reporting under clause 3(v) of the Order is not applicable.
- (vi) We have broadly reviewed the cost records maintained by the Company pursuant to the Companies (Cost Records and Audit) Rules, 2014 prescribed by the Central Government under Section 148(1) (d) of the Companies Act, 2013 and are of the opinion that, prima facie, the prescribed accounts and cost records have been maintained. We have, however, not made a detailed examination of the cost records with a view to determine whether they are accurate or complete.
- (vii) In respect of Statutory dues:
 - a) The Company has generally been regular in depositing undisputed statutory dues, including provident fund, employees' state insurance, income tax, goods and service tax, cess and other material statutory dues applicable to it to the appropriate authorities. As explained to us, the Company did not have any dues on account of sales tax, wealth tax, duty of customs, duty of excise and value added tax.

There were no undisputed amounts payable in respect of provident fund, employees' state insurance, income tax, goods and services tax, cess and other material statutory dues which were outstanding, at the year end, for a period of more than six months from the date they became payable.
 - b) According to the information and explanations given to us and on the basis of our examination of the records, there are no dues of provident fund, employees' state insurance and goods and services tax that have not been deposited on account of any dispute except, in case of following dues of income tax have not been deposited by the Company on account of disputes:




Name of the statute	Nature of the dues	Amount (Rs. In Lakhs) *	Period to which the amount relates	Forum where dispute is pending
The Income Tax Act, 1961	Income Tax	0.08	F.Y. 2015-16	Assistant Commissioner of Income Tax
	Income Tax	230.61	F.Y. 2017-18	Assistant Commissioner of Income Tax
MVAT	VAT Demand	266.41	F.Y. 2014-15	Deputy Commissioner of Sales Tax
	VAT Demand	326.18	F.Y. 2015-16	Deputy Commissioner of Sales Tax
	VAT Demand	78.54	F.Y. 2016-17	Deputy Commissioner of Sales Tax
	VAT Demand	15.48	F.Y. 2017-18	Deputy Commissioner of Sales Tax

* The Company has deposited Rs. Nil against the abovementioned Income Tax Disputes.

- (viii) According to the information and explanations given to us, there are no transactions which have not been recorded in the books of account but have been surrendered or disclosed as income in the tax assessments under the Income Tax Act, 1961 (43 of 1961) during the year.
- (ix) According to the information and explanations given to us, the Company has not availed any loans or any borrowings from any bank or financial institution and hence reporting under paragraphs 3(ix)(a) to 3(ix)(f) of the Order are not applicable to the Company.
- (x) a) The Company has not raised any money by way of initial public offer or further public offer (including debt instruments) during the year and hence reporting under paragraph 3(x)(a) of the Order is not applicable to the Company.
- b) The Company has not made any preferential allotment or private placement of shares or convertible debentures (fully, partially or optionally convertible) during the year and hence reporting under paragraph 3(x)(b) of the Order is not applicable to the Company.
- (xi) a) Based upon the audit procedures performed for the purpose of reporting the true and fair view of the Ind AS financial statements and according to the information and explanations given by the management, there have been no instances of fraud on the Company or by the Company has been noticed or reported during the year.
- b) No report under sub-section (12) of section 143 of the Act has been filed in Form ADT-4 as prescribed under rule 13 of Companies (Audit and Auditors) Rules, 2014 with the Central Government, during the year and upto the date of this report.



- c) According to information and explanation given to us, the Company has no whistle blower policy and hence reporting under paragraph 3(xi)(c) of the Order is not applicable to the Company.
- (xii) The Company is not a Nidhi Company and hence reporting under paragraph 3(xii) of the Order is not applicable to the Company.
- (xiii) According to the information and explanations given by the management, transactions with the related parties are in compliance with section 177 and 188 of the Act where applicable and the details have been disclosed in the notes to the Ind AS financial statements, as required by the applicable accounting standards.
- (xiv) The company does not have an internal audit system. We were informed that the Company is not required to have an internal audit system as per provisions of the Companies Act 2013 and hence reporting under paragraphs 3(xiv)(a) and 3(xiv)(b) of the Order are not applicable to the Company.
- (xv) According to the information and explanations given by the management, the Company has not entered into any non-cash transactions with directors or persons connected with them as referred to in section 192 of the Act. Thus, paragraph 3(xv) of the Order is not applicable to the Company.
- (xvi) a) The Company is not required to be registered under section 45-IA of the Reserve Bank of India Act, 1934 and hence reporting under paragraph 3 (xvi)(a) of the Order is not applicable to the Company.
- b) The Company is not a Core Investment Company (CIC) as defined in the regulations made by the Reserve Bank of India and hence reporting under paragraph 3(xvi)(c) of the Order is not applicable.
- c) According to the information and explanations given to us, there is no CIC in the Group.
- (xvii) According to the information and explanations given to us and based on our examination of the records of the Company, the Company has not incurred cash losses during the financial year covered by our audit and the Company has incurred cash losses only in the immediately preceding financial year of Rs. 271.80 Lakhs.
- (xviii) There has been no resignation of statutory auditors during the year and hence reporting under paragraph 3(xviii) of the Order is not applicable.
- (xix) According to the information and explanations given to us and on the basis of the financial ratios, ageing and expected dates of realization of financial assets and payment of financial liabilities, other information accompanying the Ind AS financial statements, our knowledge of the Board of Directors and management plans and based on our examination of the evidence supporting the assumptions, nothing has come to our attention, which causes us to believe that any material uncertainty exists as on the date of




**MUKUND
M. CHITALE
& CO.**

**CHARTERED
ACCOUNTANTS**


the Audit Report that the Company is not capable of meeting its liabilities existing at the date of Balance Sheet as and when they fall due within a period of one year from the Balance Sheet date. We, however, state that this is not an assurance as to the future viability of the Company. We further state that our reporting is based on the facts up to the date of the Audit Report and we neither give any guarantee nor any assurance that all liabilities falling due within a period of one year from the Balance Sheet date, will get discharged by the Company as and when they fall due.

- (xx) Provisions of Section 135 of the Companies Act, 2013 is not applicable to the Company and hence reporting under paragraph 3(xx)(a) and (b) is not applicable to the Company.

For Mukund M. Chitale & Co.
Chartered Accountants
Firm Registration No. 106655W



Abhay V. Kamat
Partner
Membership No. 039585
UDIN: 22039585AJHXML2509
Place: Mumbai
Date: May 9, 2022



Annexure B to the Independent Auditors' Report of even date on the Ind AS financial statements of Steiner India Limited

Referred to in paragraph [7(ii)(f)] under Report on Other Legal and Regulatory Requirements of our report of even date

Report on the Internal Financial Controls under Clause (i) of Sub-section 3 of Section 143 of the Companies Act, 2013 ("the Act")

Opinion

1. We have audited the internal financial controls over financial reporting with reference to the Ind AS Financial Statements of Steiner India Limited ("the Company") as of March 31, 2022 in conjunction with our Audit of the Ind AS Financial Statements of the Company for the year ended on that date.


In our opinion, to the best of our information and according to the explanations given to us the Company has, in all material respects, an adequate internal financial controls system over financial reporting and such internal financial controls over financial reporting were operating effectively as at March 31, 2022 based on the criteria for internal financial control over financial reporting established by the Company considering the essential components of internal control stated in the Guidance Note on Audit of Internal Financial Controls Over Financial Reporting ("the Guidance Note") issued by the Institute of Chartered Accountants of India.

Management's Responsibility for Internal Financial Controls

2. The Company's management is responsible for establishing and maintaining internal financial controls based on the internal control over financial reporting criteria established by the Company considering the essential components of internal control stated in the Guidance Note on Audit of Internal Financial Controls over Financial Reporting (the "Guidance Note") issued by the Institute of Chartered Accountants of India (ICAI). These responsibilities include the design, implementation and maintenance of adequate internal financial controls that were operating effectively for ensuring the orderly and efficient conduct of its business, including adherence to company's policies, the safeguarding of its assets, the prevention and detection of frauds and errors, the accuracy and completeness of the accounting records, and the timely preparation of reliable financial information, as required under the Act.

Auditors' Responsibility

3. Our responsibility is to express an opinion on the Company's internal financial controls over financial reporting based on our audit. We conducted our audit in accordance with the Guidance Note and the Standards on Auditing as specified under section 143(10) of the Act, to the extent applicable to an audit of internal financial controls and both issued by the Institute of Chartered Accountants of India. Those Standards and the Guidance Note



require that we comply with ethical requirements and plan and perform the audit to obtain reasonable assurance about whether adequate internal financial controls over financial reporting was established and maintained and if such controls operated effectively in all material respects.

Our audit involves performing procedures to obtain audit evidence about the adequacy of the internal financial controls system over financial reporting and their operating effectiveness. Our audit of internal financial controls over financial reporting included obtaining an understanding of internal financial controls over financial reporting, assessing the risk that a material weakness exists, and testing and evaluating the design and operating effectiveness of internal control based on the assessed risk. The procedures selected depend on the auditor's judgment, including the assessment of the risks of material misstatement of the financial statements, whether due to fraud or error.

We believe that the audit evidence we have obtained is sufficient and appropriate to provide a basis for our audit opinion on the Company's internal financial controls system with reference to financial statements.

Meaning of Internal Financial Controls Over Financial Reporting

4. A Company's internal financial control over financial reporting is a process designed to provide reasonable assurance regarding the reliability of financial reporting and the preparation of financial statements for external purposes in accordance with generally accepted accounting principles. A company's internal financial control over financial reporting includes those policies and procedures that:


(1) pertain to the maintenance of records that, in reasonable detail, accurately and fairly reflect the transactions and dispositions of the assets of the company;

(2) provide reasonable assurance that transactions are recorded as necessary to permit preparation of financial statements in accordance with generally accepted accounting principles, and that receipts and expenditures of the company are being made only in accordance with authorisations of management and directors of the company; and

(3) provide reasonable assurance regarding prevention or timely detection of unauthorised acquisition, use, or disposition of the company's assets that could have a material effect on the financial statements.

Inherent Limitations of Internal Financial Controls Over Financial Reporting

5. Because of the inherent limitations of internal financial controls over financial reporting, including the possibility of collusion or improper management override of controls, material misstatements due to error or fraud may occur and not be detected. Also, projections of any evaluation of the internal financial controls over financial reporting to future periods are




**MUKUND
M. CHITALE
& CO.**

**CHARTERED
ACCOUNTANTS**

subject to the risk that the internal financial control over financial reporting may become inadequate because of changes in conditions, or that the degree of compliance with the policies or procedures may deteriorate.

For Mukund M. Chitale & Co.
Chartered Accountants
Firm Registration No. 106655W



Abhay V. Kamat
Partner
Membership No. 039585
UDIN: 22039585 AJHXML2509
Place: Mumbai
Date: May 9, 2022


Steiner India Limited
Balance Sheet as at 31st March 2022

Particulars	Note No.	As at 31st March 2022 ₹ Lakhs	As at 31st March 2021 ₹ Lakhs
I Assets			
Non-current assets			
Property, plant and equipment	3.1	135.85	181.35
Intangible assets	3.2	3.56	8.05
Financial assets			
(i) Trade receivables	4	376.09	573.71
(ii) Loans	5	2,233.03	2,403.46
		2,748.53	3,166.57
Current assets			
Inventories	6 (a)	4,327.29	4,365.45
Financial assets			
(i) Investments		-	-
(ii) Trade receivables	4	208.91	481.29
(iii) Cash and cash equivalent	7	52.95	400.88
(iv) Loans	5	383.35	23.30
(v) Other current financial assets	8	190.70	1,071.74
Other current assets	8 (a)	1,010.46	1,064.61
		6,173.66	7,407.27
Total assets		8,922.19	10,573.85
II. Equity and Liabilities			
Equity			
Equity Share capital	9	1,964.13	716.39
Other equity	10	4,674.98	4,079.44
Debenture Application Money		-	400.00
		6,639.11	5,195.83
Liabilities			
Non current liabilities			
Financial Liabilities			
(i) Borrowings	11	-	-
(ii) Trade payables			
(a) Total outstanding dues of micro and small enterprises	12	-	-
(b) Total outstanding dues of creditors other than micro and small enterprises	12	432.12	449.57
Long term provisions	13	57.38	84.70
		489.50	534.27
Current liabilities			
Financial liabilities			
(i) Borrowings	11	-	1,422.85
(ii) Trade payables			
(a) Total outstanding dues of micro and small enterprises			
(b) Total outstanding dues of creditors other than micro and small enterprises	12	1,092.95	2,532.79
(iii) Other current financial liabilities	12 (a)	663.53	331.36
Short term provisions	13	12.94	6.76
Other current liabilities	14	24.16	549.98
		1,793.58	4,843.74
Total equity & liabilities		8,922.19	10,573.84

The accompanying notes are an integral part of the financial statements.

1 to 49

As per our report of even date
For Mukund M Chitale & Co
Chartered Accountants
Firm Registration No. 106655W



A.V. Kamat
Partner
Membership No.:039585
Place: Mumbai, India
Date: 09th May 2022



For and on behalf of the Board of Directors of
Steiner India Limited



Arjun Dhawan
Director
(DIN : 01778379)



Santosh Rai
Director
(DIN : 08766113)



Mumbai, India
Date: 09th May 2022


A.K. Singh
C.E.O.

RB


Particulars	Note No.	For the year ended 31st March 2022	For the year ended 31st March 2021
		₹ Lakhs	₹ Lakhs
Revenue from contracts with customers	15	828.92	639.53
Other income	16	273.16	70.57
Total Income (I)		1,102.08	710.10
Expenses			
Construction expenses	17	737.83	433.63
Employee benefits expense	18	282.44	371.46
Depreciation and amortisation expense	3	7.16	6.81
Finance costs	19	(6.98)	78.26
Other expenses	20	58.11	98.55
Total Expenses (II)		1,078.56	988.71
Profit/(Loss) before exceptional items and tax (III = I - II)		23.52	(278.61)
Exceptional item (IV)		-	-
Profit/(Loss) before tax (V = III + IV)		23.52	(278.61)
Tax Expenses (VI)			
Deferred tax			
Current tax			
		-	-
Profit/(Loss) for the year after tax (VII = V - VI)		23.52	(278.61)
Other comprehensive income			
Other comprehensive income not to be reclassified to profit or loss in subsequent periods:			
Re-measurement gains/ (losses) on defined benefit plans	22	3.90	5.80
Income tax effect on above			
Net other comprehensive income not to be reclassified to profit or loss in subsequent periods (VIII)		3.90	5.80
Total comprehensive income for the year, net of tax		27.42	(272.81)
Basic earning per share (Nomial value of Rs. 10 each):			
Basic and Diluted EPS	21	0.15	(3.89)

The accompanying notes are an integral part of financial statements.


1 to 49

As per our report of even date
For Mukund M Chitale & Co
Chartered Accountants
Firm Registration No. 106655W

For and on behalf of the Board of Directors of
Steiner India Limited



A.V. Kamat
Partner
Membership No.:039585
Place: Mumbai, India
Date: 09th May 2022




Arjun Dhawan
Director
(DIN : 01778379)



Place : Mumbai, India
Date: 09th May 2022



Santosh Rai
Director
(DIN : 08766113)



A.K. Singh
C.E.O



Steiner India Limited
Statement of Changes in Equity for year ended 31st March 2022
A. Equity Share Capital

For the year ended 31st March 2022

(Amount in lakhs)

Balance at the beginning of the current reporting period	Changes in Equity Share Capital due to prior period errors	Restated balance at the beginning of the current reporting period	Changes in equity share capital during the current year	Balance at the end of the current reporting period
716.39	-	-	1,247.74	1,964.13

For the year ended 31st March 2021

(Amount in lakhs)

Balance at the beginning of the previous reporting period	Changes in Equity Share Capital due to prior period errors	Restated balance at the beginning of the current reporting period	Changes in equity share capital during the current year	Balance at the end of the previous reporting period
716.39	-	-	-	716.39

B. Other Equity

₹ Lakhs

	Equity portion for Compulsorily Convertible Debentures	Attributable to equity holders Reserves and surplus			Total
		Securities Premium	Retained earnings	Items of Other comprehensive income (Remeasurement of Defined Benefit Plans)	
As at 01 April 2020	8,072.23	782.61	(4,629.32)	75.06	4,300.58
Issued during the year	51.67	-	-	-	51.67
Prior Period Errors	-	-	-	-	-
Profit/(loss) for the year	-	-	(278.61)	5.80	(272.81)
As at 31 March 2021	8,123.90	782.61	(4,907.93)	80.86	4,079.44


₹ Lakhs

	Equity portion for Compulsorily Convertible Debentures	Attributable to equity holders Reserves and surplus			Total
		Securities Premium	Retained earnings	Items of Other comprehensive income (Remeasurement of Defined Benefit Plans)	
As at 01 April 2021	8,123.90	782.61	(4,907.93)	80.86	4,079.44
Issued during the year	(8,123.90)	8,692.02	-	-	568.12
Prior Period Errors	-	-	-	-	-
Profit/(loss) for the year	-	-	23.52	3.90	27.42
As at 31 March 2022	(0.00)	9,474.63	(4,884.41)	84.76	4,674.98


The accompanying notes are an integral part of the financial statements.

1 to 49

As per our report of even date
For Mukund M Chitale & Co
Chartered Accountants
Firm Registration No. 106655W



A.V. Kamat
Partner
Membership No.: 039585
Place: Mumbai, India
Date: 09th May 2022




For and on behalf of the Board of Directors of
Steiner India Limited



Arjun Bhawan
Director
(DIN : 01778379)



Mumbai, India
Date: 09th May 2022



Santosh Rai
Director
(DIN : 08766113)


A.K. Singh
C.E.O.



	For the year ended 31st March 2022 ₹ Lakhs	For the year ended 31st March 2021 ₹ Lakhs
A. Cash flow from operating activities:		
Net Profit/ (Loss) before tax	23.52	(278.61)
Adjustments to reconcile profit before tax to net cash flows:		
Depreciation and amortisation expenses	54.37	77.04
Finance costs	(6.98)	78.26
Foreign exchange Gain	-	(6.97)
Net gain on write back of Liabilities	(256.01)	(45.24)
Interest income from Fixed Deposit	2.15	(20.98)
Profit from operating activities before working capital changes	(182.95)	(196.50)
Working capital adjustments:		
(Increase)/ decrease in Inventories	38.16	46.71
(Increase)/ decrease in Other Current Assets	76.02	(36.69)
(Increase)/ decrease in trade and other receivables	470.00	(437.53)
(Increase)/ decrease in long-term and short-term loans and advances	691.42	(46.60)
Increase/ (decrease) in provisions and liabilities	(543.06)	(17.09)
Increase/ (decrease) in Trade payables	(869.11)	(224.00)
	(319.52)	(911.70)
Less: Income tax paid	(21.88)	(13.10)
Net cash flows (used)/generated from operating activities	(341.40)	(924.80)
B. Cash flow from investing activities:		
Purchase of fixed assets	(4.38)	-
Net cash flows (used)/generated in investing activities	(4.38)	-
C. Cash flow from financing activities:		
Application money received form issue of debentures	-	400.00
Interest on Fixed deposit	(2.15)	20.98
Net cash flows (used)/generated in financing activities	(2.15)	420.98
D. Net (decrease)/ increase in cash and cash equivalents [A+B+C]	(347.93)	(503.82)
E. Cash and cash equivalents at the beginning of the year	400.88	904.70
F. Cash and cash equivalents at year end [D+E]	52.95	400.88

Note:

- 1 All figures in bracket are outflow.
- 2 The cash flow statement has been prepared under Indirect Method as per Ind AS 7 "Statement of Cash Flows."
- 3 Cash and cash equivalents includes:

Balances with bank on current accounts	52.95	0.88
Deposits with original maturity for less than 12 months	-	400.00
Cash on hand	-	-

Total of cash and cash equivalents at end of the year

52.95	400.88
--------------	---------------

The accompanying notes are an integral part of the financial statements.

1 to 49


As per our report of even date

For Mukund M Chitale & Co

Chartered Accountants

Firm Registration No. 106655W

For and on behalf of the Board of Directors of
Steiner India Limited



A.V. Kamat

Partner


Membership No.:039585

Place: Mumbai, India

Date: 09th May 2022




Arjun Dharwan
Director
(DIN : 01778379)


Santosh Rai
Director
(DIN : 08766113)



Place: Mumbai, India
Date: 09th May 2022


A K Singh
C.E.O



1. Company information

Steiner India Limited ("the Company") is a public company domiciled in India and was incorporated on 17 August 2011 under the provisions of the Companies Act, 1956. The Company is engaged in the business of Total Services Contractors (TSC) catering to the domestic real estate industry and infrastructure industry. The registered office is located at Hincan House, Lal Bahadur Shastri Marg, Vikhroli (West) Mumbai City MH 400083, India.

The Financial Statements were authorised for issue in accordance with a resolution of the directors on May 9, 2022.

2. Significant accounting policies

2.1 Basis of preparation

The Financial Statements of Steiner India Limited (or 'the Company') have been prepared in accordance with Indian Accounting Standards (Ind AS) notified under the Companies (Indian Accounting Standards) Rules, 2015 (as amended from time to time) and presentation requirements of Division II of Schedule III to the Companies Act, 2013, (Ind AS compliant Schedule III).

The financial statements have been prepared on a historical cost basis, except for certain financial assets and liabilities (refer accounting policy regarding financial instruments) which have been measured at fair value.

The Company has accumulated losses. However the net working capital is positive and it has received letter from its parent company that they will support the operations of the Company for a period of 12 months. Accordingly financial statements have been prepared on going concern basis.

The Company's functional and presentation currency is Indian Rupees and all the values are rounded off to the nearest of lakhs, except when otherwise indicated.

2.2 Summary of significant accounting policies

a) Current versus non-current classification

The Company presents assets and liabilities in the balance sheet based on current/ non-current classification. An asset is treated as current when it is:

- Expected to be realised or intended to be sold or consumed in normal operating cycle
 - Held primarily for the purpose of trading
 - Expected to be realised within twelve months after the reporting period, or
 - Cash or cash equivalent unless restricted from being exchanged or used to settle a liability for at least twelve months after the reporting period
- All other assets are classified as non-current.

A liability is current when:

- It is expected to be settled in normal operating cycle
- It is held primarily for the purpose of trading
- It is due to be settled within twelve months after the reporting period, or
- There is no unconditional right to defer the settlement of the liability for at least twelve months after the reporting period

The operating cycle is the time between the acquisition of assets for processing and their realisation in cash and cash equivalents. The Company has identified twelve months as its operating cycle.

b) Fair value measurement

Fair value is the price that would be received to sell an asset or paid to transfer a liability in an orderly transaction between market participants at the measurement date. The fair value measurement is based on the presumption that the transaction to sell the asset or transfer the liability takes place either:

- In the principal market for the asset or liability, or
- In the absence of a principal market, in the most advantageous market for the asset or liability

The principal or the most advantageous market must be accessible by the Company.

The fair value of an asset or a liability is measured using the assumptions that market participants would use when pricing the asset or liability, assuming that market participants act in their economic best interest.

A fair value measurement of a non-financial asset takes into account a market participant's ability to generate economic benefits by using the asset in its highest and best use or by selling it to another market participant that would use the asset in its highest and best use.


The Company uses valuation techniques that are appropriate in the circumstances and for which sufficient data are available to measure fair value, maximizing the use of relevant observable inputs and minimizing the use of unobservable inputs.

All assets and liabilities for which fair value is measured or disclosed in the financial statements are categorized within the fair value hierarchy, described as follows, based on the lowest level input that is significant to the fair value measurement as a whole:

Level 1 - Quoted (unadjusted) market prices in active markets for identical assets or Liabilities.

Level 2- Valuation techniques for which the lowest level input that is significant to the fair value measurement is directly or indirectly observable.

Level 3 -Valuation techniques for which the lowest level input that is significant to the fair value measurement is unobservable.



For assets and liabilities that are recognised in the financial statements on a recurring basis, the Company determines whether transfers have occurred between levels in the hierarchy by re-assessing categorisation (based on the lowest level input that is significant to the fair value measurement as a whole) at the end of each reporting period.

The Company's management determines the policies and procedures for both recurring fair value measurement, such as derivative instruments and unquoted financial assets measured at fair value, and for non-recurring measurement, such as assets held for distribution in discontinued operations.

At each reporting date, the management analyses the movements in the values of assets and liabilities which are required to be remeasured or re-assessed as per the Company's accounting policies. For this analysis, the management verifies the major inputs applied in the latest valuation by agreeing the information in the valuation computation to contracts and other relevant documents.

The management also compares the change in the fair value of each asset and liability with relevant external sources to determine whether the change is reasonable.

For the purpose of fair value disclosures, the Company has determined classes of assets and liabilities on the basis of the nature, characteristics and risks of the asset or liability and the level of the fair value hierarchy as explained above.

This note summarises accounting policy for fair value. Other fair value related disclosures are given in the relevant notes.

c) Property, Plant and Equipment

Plant and equipment is stated at cost, net of accumulated depreciation and accumulated impairment losses, if any. Such cost includes the cost of replacing part of the plant and equipment and borrowing cost for long-term construction projects if the recognition criteria are met. When significant parts of plant and equipment are required to be replaced at intervals, the Company depreciates them separately based on their specific useful lives. Likewise, when a major inspection is performed, its cost is recognized in the carrying amount of the plant and equipment as a replacement if the recognition criteria are satisfied. All other repair and maintenance costs are recognized in profit or loss as incurred.

Capital work-in-progress is stated at cost, net of accumulated impairment loss, if any.

Depreciation is provided on a pro rata basis on the straight - line method over the estimated useful lives of the assets . The Company has used the following useful lives to provide depreciation on its property, plant and equipment:

Useful lives being used by the Company are as follows-

Particulars	Useful Life (in years)
Plant and machinery-Cranes	15years
Plant & Machinery -BSL-Shuttering and Scaffolding	5 Years
Plant & Machinery -Technocrat-Shuttering material	10 Years
Plant and machinery-Others	12 years
Furniture and fixtures	10 years
Computers	3 years
Vehicle	8 years

Lease hold improvements are depreciated over the period of lease.

An item of property, plant and equipment and any significant part initially recognised is derecognised upon disposal or when no future economic benefits are expected from its use or disposal. Any gain or loss arising on derecognition of the asset (calculated as the difference between the net disposal proceeds and the carrying amount of the asset) is included in the income statement when the asset is derecognised.

The residual values, useful life and methods of depreciation of property, plant and equipment are revised at the end of each financial year and adjusted prospectively, if appropriate


d) Intangible assets

Intangible assets acquired separately are measured on initial recognition at cost. All intangible assets are assessed for impairment whenever there is an indication that the intangible asset may be impaired. The amortisation expense on intangible assets is recognised in the statement of profit and loss. Internally generated intangibles, excluding capitalised development costs, are not capitalised and the related expenditure is reflected in profit or loss in the period in which the expenditure is incurred.

Gains or losses arising from derecognition of an intangible asset are measured as the difference between the net disposal proceeds and the carrying amount of the asset and are recognized in the Statement of Profit and Loss when the asset is derecognized.

Useful life being used by the Company is as follows :

Particulars	Useful Life (in years)
Software	3 years



e) Impairment of non - financials assets

The carrying amounts of assets are reviewed at each balance sheet date if there is any indication of impairment based on internal / external factors. An impairment loss is recognized wherever the carrying amount of an asset exceeds its recoverable amount. The recoverable amount is the greater of the asset's fair value less costs of disposal and value in use. In assessing value in use, the estimated future cash flows are discounted to their present value using a pre-tax discount rate that reflects current market assessments of the time value of money and the risks specific to the asset. In determining fair value less costs of disposal, recent market transactions are taken into account. After impairment, depreciation is provided on the revised carrying amount of the asset over its remaining useful life.

For assets, an assessment is made at each reporting date to determine whether there is an indication that previously recognised impairment losses no longer exist or have decreased. If such indication exists, the Company estimates the asset's recoverable amount. A previously recognised impairment loss is reversed only if there has been a change in the assumptions used to determine the asset's recoverable amount since the last impairment loss was recognised. The reversal is limited so that the carrying amount of the asset does not exceed its recoverable amount, nor exceed the carrying amount that would have been determined, net of depreciation, had no impairment loss been recognised for the asset in prior years. Such reversal is recognised in the statement of profit or loss unless the asset is carried at a revalued amount, in which case, the reversal is treated as a revaluation increase.

f) Leases

The determination of whether an arrangement is (or contains) a lease is based on the substance of the arrangement at the inception of the lease. The arrangement is, or contains, a lease if fulfilment of the arrangement is dependent on the use of a specific asset or assets and the arrangement conveys a right to use the asset or assets, even if that right is not explicitly specified in an arrangement.

The Company, as a lessee, recognises a right-of-use asset and a lease liability. The right to use assets (ROU) is then amortized over the period of the lease and discounted at the incremental rate of borrowing.

The lease liability is measured at amortized cost, at the present value of the future lease payments. The lease payments are discounted using the Company's incremental borrowing rate. It is remeasured when there is a change in future lease payments arising from a change in an index or rate, if there is a change in the Company's estimate of the amount expected to be payable under a residual value guarantee, or if the Company changes its assessment of whether it will exercise a purchase, extension or termination option. When the lease liability is remeasured in this way, a corresponding adjustment will be made to the carrying amount of the right-of-use asset, and will be recorded in profit or loss if the carrying amount of the right-of-use asset has been reduced to zero.

g) Inventories

Stock of Construction material, stores, spares and land are valued at cost or net realisable value whichever is lower. Cost is determined on weighted average basis.

h) Revenue

On April 1, 2018, the Company adopted IND AS 115, "Revenue from Contracts with Customers".


Ind AS 115, Revenue from contracts with customers, mandatory for reporting periods beginning on or after April 1, 2018 replaced existing revenue recognition requirements. The Company has applied the modified retrospective approach on transition. There were no significant adjustments required to the retained earnings as on April 1, 2018.

Accordingly, the policy for Revenue is amended as under:

The Company derives revenue primarily from construction contracts. To recognize revenues, the Company applies the following five step approach: (1) identify the contract with a customer, (2) identify the performance obligations in the contract, (3) determine the transaction price, (4) allocate the transaction price to the performance obligations in the contract, and (5) recognize revenues when a performance obligation is satisfied.

At contract inception, the Company assesses its promise to transfer services to a customer to identify separate performance obligations. The Company applies judgement to determine whether services promised to a customer are capable of being distinct, and are distinct in the context of the contract, if not, the promised services are combined and accounted as a single performance obligation. For performance obligations where control is transferred over time, revenues are recognized by measuring progress towards completion of the performance obligation. The selection of the method to measure progress towards completion requires judgment and is based on the nature of the services to be provided. The method for recognizing revenues and costs depends on the nature of the services rendered:

Construction Contracts, where the performance obligations are satisfied over time, are recognized using the "percentage-of-completion" method. Percentage of completion is determined based on project revenue earned to date as a percentage of total estimated project revenue. When total cost estimates exceed revenues in an arrangement, the estimated losses are recognized in the statement of income in the period in which such losses become probable based on the current contract estimates as an onerous contract provision. The Company takes into account the total estimated revenue and total cost till completion of the project and the profit so determined proportionate to the percentage of the actual work done.



A contract asset is a right to consideration that is conditional upon factors other than the passage of time. Contract assets primarily relate to unbilled amounts on construction contracts and are classified as financial asset. A contract liability is an entity's obligation to transfer services to a customer for which the entity has received consideration (or the amount is due) from the customer.

Interest income

Interest income is recognized on a time proportion basis taking into account the amount outstanding and the applicable interest rate.

Dividends

Dividend income is recognized when the Company's right to receive dividend is established which is generally when the shareholders approve the dividend.

i) Foreign currency translation

Foreign currency transactions and balances

Transactions in foreign currencies are initially recorded by the Company at functional currency spot rates at the date the transaction first qualifies for recognition.

Monetary assets and liabilities denominated in foreign currencies are translated at the functional currency spot rates of exchange at the reporting date. Exchange differences arising on settlement or translation of monetary items are recognised in the statement of profit and loss.

Non-monetary items that are measured in terms of historical cost in a foreign currency are translated using the exchange rates at the dates of the initial transactions.

j) Retirement and other employee benefits

Retirement benefit in the form of provident fund, pension fund and employee state insurance fund are defined contribution schemes. The Company has no obligation, other than the contribution payable to the provident fund. The Company recognizes contribution payable to the provident fund scheme as an expense, when an employee renders the related service.

The Company also operates a defined benefit gratuity plan which is unfunded. The Company also provides for leave encashment which is in the nature of long term benefit.

The cost of providing benefits under the defined benefit plan is determined using the projected unit credit method.

Remeasurements, comprising of actuarial gains and losses, the effect of the asset ceiling, excluding amounts included in net interest on the net defined benefit liability and the return on plan assets (excluding amounts included in net interest on the net defined benefit liability), are recognised immediately in the balance sheet with a corresponding debit or credit to retained earnings through OCI in the period in which they occur. Remeasurements are not reclassified to profit or loss in subsequent periods.

Past service costs are recognised in profit or loss on the earlier of:

- The date of the plan amendment or curtailment, and
- The date that the Company recognises related restructuring costs

Net interest is calculated by applying the discount rate to the net defined benefit liability or asset. The Company recognises the following changes in the net defined benefit obligation as an expense in the statement of profit and loss:

- Service costs comprising current service costs, past-service costs, gains and losses on curtailments and non-routine settlements; and
- Net interest expense or income

k) Financial instruments

A financial instrument is any contract that gives rise to a financial asset of one entity and a financial liability or equity instrument of another entity.

Financial assets

Initial recognition and measurement

All financial assets are recognised initially at fair value plus, in the case of financial assets not recorded at fair value through profit or loss, transaction costs that are attributable to the acquisition of the financial asset. Purchases or sales of financial assets that require delivery of assets within a time frame established by regulation or convention in the market place (regular way trades) are recognised on the trade date, i.e., the date that the Company commits to purchase or sell the asset.

Subsequent measurement


For purposes of subsequent measurement, financial assets are classified in four categories;

- Debt instruments at amortised cost
- Debt instruments at fair value through other comprehensive income (FVTOCI)
- Debt instruments, derivatives and equity instruments at fair value through profit or loss (FVTPL)
- Equity instruments measured at fair value through other comprehensive income (FVTOCI)

Debt instruments at amortised cost

A debt instrument is measured at the amortised cost if both the following conditions are met:

- a) The asset is held within a business model whose objective is to hold assets for collecting contractual cash flows, and
- b) Contractual terms of the asset give rise on specified dates to cash flows that are solely payments of principal and interest (SPPI) on the principal amount outstanding.



Steiner India Limited**Notes to the Ind AS Financial Statements for the year ended 31st March 2022**

After initial measurement such financial assets are subsequently measured at amortised cost using the effective interest rate (EIR) method. Amortised cost is calculated by taking into account any discount or premium on acquisition and fees or costs that are an integral part of the EIR. The EIR amortisation is included in finance income in the profit or loss. The losses arising from impairment are recognised in the profit or loss.

Debt instruments at Fair Value through Profit or Loss/Other comprehensive income

A 'debt instrument' is classified as at the FVTOCI if both of the following criteria are met:

- (a) The objective of the business model is achieved both by collecting contractual cash flows and selling the financial assets, and
- (b) The asset's contractual cash flows represent SPPI.

Debt instruments included within the FVTOCI category are measured initially as well as at each reporting date at fair value. Fair value movements are recognized in the other comprehensive income (OCI). However, the Company recognizes interest income, impairment losses & reversals and foreign exchange gain or loss in the P&L. On derecognition of the asset, cumulative gain or loss previously recognised in OCI is reclassified from the equity to P&L. Interest earned whilst holding FVTOCI debt instrument is reported as interest income using the EIR method.

Debt instrument at FVTPL

FVTPL is a residual category for debt instruments. Any debt instrument, which does not meet the criteria for categorization as at amortized cost or as FVTOCI, is classified as at FVTPL.

In addition, the Company may elect to designate a debt instrument, which otherwise meets amortized cost or FVTOCI criteria, as at FVTPL. However, such election is made only if doing so reduces or eliminates a measurement or recognition inconsistency (referred to as 'accounting mismatch'). The Company has not designated any debt instrument as at FVTPL.

Debt instruments included within the FVTPL category are measured at fair value with all changes recognized in the P&L.

Equity investments

All equity investments in scope of Ind AS 109 are measured at fair value. Equity instruments which are held for trading are classified as at FVTPL. For all other equity instruments, the Company may make an irrevocable election to present in other comprehensive income subsequent changes in the fair value. The Company makes such election on an instrument-by-instrument basis. The classification is made on initial recognition and is irrevocable.

If the Company decides to classify an equity instrument as at FVTOCI, then all fair value changes on the instrument, excluding dividends, are recognized in the OCI. There is no recycling of the amounts from OCI to P&L, even on sale of investment. However, the Company transfers the cumulative gain or loss within equity.

Equity instruments included within the FVTPL category are measured at fair value with all changes recognized in the P&L.

Derecognition

A financial asset (or, where applicable, a part of a financial asset or part of a group of similar financial assets) is primarily derecognised (i.e. removed from the Company's balance sheet) when:

- a) The rights to receive cash flows from the asset have expired, or
- b) The Company has transferred its rights to receive cash flows from the asset or has assumed an obligation to pay the received cash flows in full without material delay to a third party under a 'pass-through' arrangement; and either (a) the Company has transferred substantially all the risks and rewards of the asset, or (b) the Company has neither transferred nor retained substantially all the risks and rewards of the asset, but has transferred control of the asset.

When the Company has transferred its rights to receive cash flows from an asset or has entered into a pass-through arrangement, it evaluates if and to what extent it has retained the risks and rewards of ownership. When it has neither transferred nor retained substantially all of the risks and rewards of the asset, nor transferred control of the asset, the Company continues to recognise the transferred asset to the extent of the Company's continuing involvement. In that case, the Company also recognises an associated liability. The transferred asset and the associated liability are measured on a basis that reflects the rights and obligations that the Company has retained.

Continuing involvement that takes the form of a guarantee over the transferred asset is measured at the lower of the original carrying amount of the asset and the maximum amount of consideration that the Company could be required to repay.


Impairment of financial assets

In accordance with Ind AS 109, the Company applies expected credit loss (ECL) model for measurement and recognition of impairment loss on the following financial assets and credit risk exposure:

- a) Financial assets that are debt instruments, and are measured at amortised cost e.g., loans, debt securities, deposits, trade receivables and bank balance.
- b) Financial assets that are debt instruments and are measured as at FVTOCI.
- c) Trade receivables or any contractual right to receive cash or another financial asset that result from transactions that are within the scope of Ind AS 115.

Impairment loss allowance (or reversal) recognized during the period is recognized as expense/income in the statement of profit and loss (P&L). This amount is reflected under the head 'other expenses' in the P&L.

Financial assets measured at FVTOCI - Financial assets that are debt instruments are measured at FVTOCI, ECL amount is presented as 'accumulated impairment amount' in the OCI.



Initial recognition and measurement

All financial liabilities are recognised initially at fair value and in the case of loans, borrowings and payables, net of directly attributable transaction costs. The Company's financial liabilities include trade and other payables, loans and borrowings.

Subsequent Measurement

Financial Liabilities are carried at amortised cost using effective interest method. For trade and other payables maturing within one year from the balance sheet date, the carrying amounts approximate fair value due to the short maturity.

Loans and borrowings

Compulsorily Convertible Debentures are separated into liability and equity components based on the terms of the contract. On issuance of the Compulsorily Convertible Debentures, the fair value of the liability component is determined using a market rate for present value of future expected cash flows of the Liability. This amount is classified as a financial liability measured at amortised cost (net of transaction costs) until it is extinguished on conversion. Transaction costs, if any, are deducted from equity, net of associated income tax. The carrying amount of the conversion option is not remeasured in subsequent years.

Compulsorily Convertible Debentures contain both liability and equity component. Such components are separated on initial recognition. First the carrying value of the liability component is determined as fair value of future cash flows, then the carrying amount of equity component is determined by deducting the fair value of liability component from the fair value of the compound financial instrument. The liability component is measured at amortised cost, net of transaction costs, till it is extinguished on conversion.

Derecognition

A financial liability is derecognised when the obligation under the liability is discharged or cancelled or expires. When an existing financial liability is replaced by another from the same lender on substantially different terms, or the terms of an existing liability are substantially modified, such an exchange or modification is treated as the derecognition of the original liability and the recognition of a new liability. The difference in the respective carrying amounts is recognised in the statement of profit or loss.

Reclassification of financial assets

The Company determines classification of financial assets and liabilities on initial recognition. After initial recognition, no reclassification is made for financial assets which are equity instruments and financial liabilities. For financial assets which are debt instruments, a reclassification is made only if there is a change in the business model for managing those assets. Changes to the business model are expected to be infrequent. The Company's senior management determines change in the business model as a result of external or internal changes which are significant to the Company's operations. Such changes are evident to external parties. A change in the business model occurs when the Company either begins or ceases to perform an activity that is significant to its operations. If the Company reclassifies financial assets, it applies the reclassification prospectively from the reclassification date which is the first day of the immediately next reporting period following the change in business model. The Company does not restate any previously recognised gains, losses (including impairment gains or losses) or interest.

l) Cash and cash equivalents

Cash and cash equivalent in the balance sheet comprise cash at banks and on hand and short-term deposits with an original maturity of three months or less, which are subject to an insignificant risk of changes in value.

For the purpose of the statement of cash flows, cash and cash equivalents consist of cash and short-term deposits, as defined above, net of outstanding bank overdrafts as they are considered an integral part of the Company's cash management.

m) Taxes

Current income tax

Current income tax assets and liabilities are measured at the amount expected to be recovered from or paid to the taxation authorities. The tax rates and tax laws used to compute the amount are those that are enacted or substantively enacted at the reporting date in the countries where the Company operates and generates taxable income.


Current income tax relating to items recognized outside profit or loss is recognized outside profit or loss (either in other comprehensive income or in equity). Management periodically evaluates positions taken in the tax returns with respect to situations in which applicable tax regulations are subject to interpretation and establishes provisions where appropriate.

Deferred tax

Deferred tax liabilities are recognized for all taxable temporary differences, except when the deferred tax liability arises from the initial recognition of goodwill or an asset or liability in a transaction that is not a business combination and, at the time of the transaction, affects neither the accounting profit nor taxable profit or loss.

Deferred tax assets are recognized for all deductible temporary differences, the carry forward of unused tax credits and any unused tax losses. Deferred tax assets are recognized to the extent that it is probable that taxable profit will be available against which the deductible temporary differences, and the carry forward of unused tax credits and unused tax losses can be utilized, except: When the deferred tax asset relating to the deductible temporary difference arises from the initial recognition of an asset or liability in a transaction that is not a business combination and, at the time of the transaction, affects neither the accounting profit nor taxable profit or loss.

The carrying amount of deferred tax assets is reviewed at each reporting date and reduced to the extent that it is no longer probable that sufficient taxable profit will be available to allow all or part of the deferred tax asset to be utilized. Unrecognized deferred tax assets are re-assessed at each reporting date and are recognized to the extent that it has become probable that future taxable profits will allow the deferred tax asset to be recovered.



Steiner India Limited

Notes to the Ind AS Financial Statements for the year ended 31st March 2022

Deferred tax assets and liabilities are measured at the tax rates that are expected to apply in the year when the asset is realized or the liability is settled, based on tax rates (and tax laws) that have been enacted or substantively enacted at the reporting date.

Deferred tax assets and deferred tax liabilities are offset if a legally enforceable right exists to set off current tax assets against current tax liabilities and the deferred taxes relate to the same taxable entity and the same taxation authority.

Tax credit is recognized as an asset only when and to the extent there is convincing evidence that the Company will pay income tax higher than that computed under MAT, during the year that MAT is permitted to be set off under the Income Tax Act, 1961 (specified period). In the year, in which the tax credit becomes eligible to be recognized as an asset in accordance with the recommendations contained in the guidance note issued by the Institute of Chartered Accountants of India (ICAI), the said asset is created by way of a credit to the Statement of profit and loss and shown as Unused Tax credit. The Company reviews the same at each balance sheet date and writes down the carrying amount of unused tax credit to the extent there is no longer convincing evidence to the effect that the Company will pay income tax higher than MAT during the specified year.

n) Goods and Service tax paid on acquisition of assets or on incurring expenses

Expenses and assets are recognised net of the amount of taxes paid, except When the tax incurred on a purchase of assets or services is not recoverable from the taxation authority, in which case, the tax paid is recognised as part of the cost of acquisition of the asset or as part of the expense item, as

The net amount of tax recoverable from, or payable to, the taxation authority is included as part of receivables or payables in the balance sheet.

o) Earnings per share

Basic earnings per share is calculated by dividing the net profit or loss attributable to equity share holder (after deducting preference dividends by the weighted average number of equity shares outstanding during the period. Partly paid equity shares are treated as a fraction of an equity share to the extent that they are entitled to participate in dividends relative to a fully paid equity share during the reporting period. The weighted average number of equity shares outstanding during the period is adjusted for events such as bonus issue, bonus element in a rights issue, share split, and reverse share split (consolidation of shares) that have changed the number of equity shares outstanding, without a corresponding change in resources.

For the purpose of calculating diluted earnings per share, the net profit or loss for the period attributable to equity shareholders the company and the weighted average number of shares outstanding during the period are adjusted for the effects of all dilutive potential equity shares.

p) Provisions

Provisions are recognised when the Company has a present obligation (legal or constructive) as a result of a past event, it is probable that an outflow of resources embodying economic benefits will be required to settle the obligation and a reliable estimate can be made of the amount of the obligation. When the Company expects some or all of a provision to be reimbursed, for example, under an insurance contract, the reimbursement is recognised as a separate asset, but only when the reimbursement is virtually certain. The expense relating to a provision is presented in the statement of profit and loss net of any reimbursement.

q) Contingent liabilities

A contingent liability is a possible obligation that arises from past events whose existence will be confirmed by the occurrence or non-occurrence of one or more uncertain future events beyond the control of the company or a present obligation that is not recognized because it is not probable that an outflow of resources will be required to settle the obligation. A contingent liability also arises in extremely rare cases where there is a liability that cannot be recognized because it cannot be measured reliably. The Company does not recognize a contingent liability but discloses its existence in the financial statements.

r) Segment Information

Operating segments are reported in a manner consistent with the internal reporting provided to the chief operating decision maker. The chief operating decision maker of the Company is responsible for allocating resources and assessing performance of the operating segments and accordingly is identified as the chief operating decision maker. The Company has a single segment namely "Total Service Contracts". The Company operates in India only. Hence, disclosure of requirements for operating segments not applicable. Further, two customers accounted for more than 10% of the revenue during the financial year ended 31/03/2022 (and also two customer accounted for more than 10% of the revenue during the financial year ended 31/03/2021).



3 Fixed assets


3.1 Property, plant and equipment					₹ Lakhs
	Leasehold Improvements	Computers	Furniture & Fixtures	Plant & Machinery	Total
Cost					
At 31st March 2020	98.77	50.29	29.25	457.78	636.09
Additions	-	-	-	-	-
Disposals	-	-	-	-	-
At 31st March 2021	98.77	50.29	29.25	457.78	636.09
Additions			4.38		4.38
Disposals					-
At 31st March 2022	98.77	50.29	33.63	457.78	640.47
Depreciation					
At 31st March 2020	98.77	45.15	23.31	214.97	382.20
Charge for the year*		1.86	2.23	68.45	72.54
Disposals					-
At 31st March 2021	98.77	47.01	25.54	283.43	454.74
Charge for the period*		1.86	1.91	46.11	49.88
Disposals					-
At 31st March 2022	98.77	48.86	27.44	329.54	504.61
Net block					
At 31st March 2020	0.00	5.14	5.94	242.81	253.89
At 31st March 2021	0.00	3.28	3.71	174.36	181.35
At 31st March 2022	0.00	1.43	6.18	128.24	135.85

3.2 Intangible assets		₹ Lakhs
	Software	Total
Cost		
At 31st March 2020	36.78	36.78
Additions	-	-
Disposals	-	-
At 31st March 2021	36.78	36.78
Additions	-	-
Disposals	-	-
At 31st March 2022	36.78	36.78
Depreciation		
At 31st March 2020	24.24	24.24
Charge for the year *	4.49	4.49
Disposals	-	-
At 31st March 2021	28.73	28.73
Charge for the period*	4.49	4.49
Disposals	-	-
At 31st March 2022	33.22	33.22
Net block		
At 31st March 2020	12.54	12.54
At 31st March 2021	8.05	8.05
At 31st March 2022	3.56	3.56

3.3 Depreciation and Amortisation Expenses		₹ Lakhs
Particulars	As at 31st March 2022	As at 31st March 2021
Tangible Assets	49.88	72.54
Intangible Assets	4.49	4.49
	54.37	77.03
Transfer to Profit and Loss as Depreciation	7.16	6.81
Transfer to Construction Expenses as Sub-contracting charges	47.21	70.22

* INR 47.21 lakhs (P. Y. INR 70.22 Lakhs) has been classified as Construction expenses, since these assets are directly identifiable to projects. Refer Note 17

- There are no immovable properties held by the Company, the title deeds of which are not held in the name of the Company. There is no benami property held by the Company.
- There was no revaluation of property, plant and equipment and intangible assets during the year.
- There are no capital work-in-progress or intangible assets under development.
- Normally the practice followed by the Company is to perform physical verification of the Property, Plant & Equipments (PPE) as on the last date of the financial year. However, due to prolonged lock-down in the City because of COVID-19 pandemic resulting in inability of the Company to deploy staff at different locations to perform physical verification of PPE as on 31st March 2022.



4 Trade receivables

Trade receivables

Break-up for security details:

Trade receivables

Considered good - Secured

Considered good - Unsecured

Receivables from related parties

Refer to Note 28 for ageing schedule

No trade or other receivable are due from directors or other officers of the Company either severally or jointly with any other person. Nor any trade or other receivable are due from firms or private companies respectively in which any director is a partner, a director or a member.

Trade receivables are non-interest bearing and are generally on terms of 30 to 90 days.

Non-current		Current	
As at 31st March 2022 ₹ Lakhs	As at 31st March 2021 ₹ Lakhs	As at 31st March 2022 ₹ Lakhs	As at 31st March 2021 ₹ Lakhs
376.09	573.71	208.91	481.29
376.09	573.71	208.91	481.29

As at 31st March 2022 ₹ Lakhs	As at 31st March 2021 ₹ Lakhs	As at 31st March 2022 ₹ Lakhs	As at 31st March 2021 ₹ Lakhs
-	-	-	-
376.09	573.71	208.91	481.29
-	-	-	-
376.09	573.71	208.91	481.29

5 Loans

(Unsecured, considered good unless otherwise stated)

a Security Deposits (to others)

Security Deposits to related parties

Advances to related parties *

(A)

* The company had entered into a agreement for purchase of development rights with respect to land located at Vikhroli. The Company is carrying out due diligence process with respect this land.

b. Receivables from group companies

(B)

c. Other Advances

Balances with Government authorities

Staff advances

(C)

(A)+(B)+(C)

Non-current		Current	
As at 31st March 2022 ₹ Lakhs	As at 31st March 2021 ₹ Lakhs	As at 31st March 2022 ₹ Lakhs	As at 31st March 2021 ₹ Lakhs
4.65	5.04	-	-
110.00	280.00	379.73	20.00
2,020.20	2,020.20	-	-
2,134.85	2,305.24	379.73	20.00

-	-	3.62	3.30
-	-	3.62	3.30
98.18	98.18	-	-
-	0.04	-	-
98.18	98.22	-	-
2,233.03	2,403.46	383.35	23.30

6 (a) Inventories

Construction material, stores and spares

Land (Refer Note 6 (b) and 6 (c))

Total inventories at the lower of cost and net realisable value

6(b) The Company has 5 plots of land at Bhoini, Dhamanhol and Mugaon villages of Lavasa city. A Corporate Insolvency Resolution Process has been initiated against Lavasa Corporation Limited under Insolvency and Bankruptcy Code 2016 and a resolution plan is being worked out by Insolvency Resolution Professional. In view of this, no transaction of purchase or sale of land are currently taking place in Lavasa city. The Company had sought a valuation report Dt. 29th April 2021 from a reputed valuer considering the matter described above. The valuer has stated that the value has been arrived based on the Ready Recknor rates for FY 2020-21 are based on the instances of sales from the registered documents in the region and applicable to entire neighbourhood of that region. The Company has intention to develop these land parcels and have no intention to dispose off them in near future. Management believes that a resolution of Lavasa would happen and on resolution process getting completed, there would be a traction in the market and land prices value would come back to normalcy. Hence, in opinion of management the Company will be able to develop these land and realise value significantly above the carrying value.

6(c) All lease deeds with reference to above mentioned land parcels are for 999 year lease period and Rs. 1/- yearly rent has to be paid on yearly basis to Lavasa Corporation Limited (as per para 2 of those agreement). The Company had not provided for this lease payment in books as management is of the opinion that this lease payment can be recovered by the Lavasa Corporation Limited from the claim amount to be paid to the Company by Lavasa Corporation Limited. Also Para 9 of these lease deeds specify terms in respect of Charges and Contributions towards Common Amenities and Facilities - in which para 9.2 states the lessee shall be required to pay the aforesaid charges, contributions, etc proportionately on the basis of the area of the said land and/or area of the said building and/or on any other reasonable basis. Para 9.3 states Lessee herein that on execution of this lease deed the lessee shall deposit with lessor a sum of Rs. 1,00,000/- to be adjusted and appropriated by lessor towards the monthly charges for maintenance and management of the common amenities and facilities as aforesaid. The company had not provided for these common area maintenance costs as these facilities are not yet available for use & these costs are not yet demanded by the Lavasa Corporation Limited.

Current	
As at 31st March 2022 ₹ Lakhs	As at 31st March 2021 ₹ Lakhs
53.96	92.12
4,273.33	4,273.33
4,327.29	4,365.45



7 Cash and cash equivalents

Balances with banks
-On current account
-Deposits with original maturity for less than 12 months

For the purpose of the Statement of cash flows, cash and cash equivalents comprises of the following:

Balances with banks
On current accounts
Deposits with original maturity for less than 12 months

8 Other financial assets

Interest accrued on fixed deposits
Contract Asset*

* Contract assets consists of unbilled revenue of Rs. 190.70 Lakhs as at 31st March, 2022 (Rs. 1,065.79 Lakhs as at March 31, 2021)

8 (a) Other current assets

Advance to contractors
Prepaid expenses
MAT credit entitlement
Advance income-tax (net of provision for tax)
Balances with Government authorities
Total

- Deductible temporary differences, unused tax losses and unused tax credits for which no deferred tax assets have been recognised are attributable to the following

Tax losses
Unabsorbed depreciation
Unused tax credits
Deductible temporary difference (Depreciation)
The unused tax losses expiry ranges from financial year 2021-22 to 2029-30.
The Company has no Deferred tax liability. In addition the Company has not recognised Deferred tax assets as there is no reasonable certainty of future taxable profits.

9 Equity Share capital

Authorised shares
20,000,000 (31 March 2022: 20,000,000) equity shares of Rs. 10 each

Terms/ rights attached to equity shares

The Company has only one class of equity shares having par value of Rs 10 per share. Each holder of equity shares is entitled to one vote per share.

In the event of liquidation of the Company, the holders of equity shares will be entitled to receive remaining assets of the Company, after distribution of all preferential amounts. The distribution will be in proportion to the number of equity shares held by the shareholders.

Issued, subscribed and fully paid-up:

1,96,41,319 nos. (31 March 2021: 7,163,913 nos.) equity shares of Rs 10 each, fully paid up

Total issued, subscribed and fully paid-up share capital

(a) Reconciliation of the shares outstanding at the beginning and at the end of the reporting period

At the beginning of the year
Issued during the period
Outstanding at the end of the year

Current	
As at 31st March 2022 ₹ Lakhs	As at 31st March 2021 ₹ Lakhs
52.95	0.88
-	400.00
-	-
52.95	400.88

As at 31st March 2022 ₹ Lakhs	As at 31st March 2021 ₹ Lakhs
52.95	0.88
-	400.00
52.95	400.88

Current	
As at 31st March 2022 ₹ Lakhs	As at 31st March 2021 ₹ Lakhs
-	5.95
190.70	1,065.79
190.70	1,071.74

Current	
As at 31st March 2022 ₹ Lakhs	As at 31st March 2021 ₹ Lakhs
251.22	308.13
0.62	0.05
248.32	248.32
260.86	238.98
249.44	269.13
1,010.46	1,064.61

As at 31st March 2022 ₹ Lakhs	As at 31st March 2021 ₹ Lakhs
3,612.71	3,957.16
407.11	357.91
-	-
93.87	98.29

As at 31st March 2022 ₹ Lakhs	As at 31st March 2021 ₹ Lakhs
2,000.00	2,000.00

As at 31st March 2022 ₹ Lakhs	As at 31st March 2021 ₹ Lakhs
1,964.13	716.39
1,964.13	716.39

As at 31st March 2022	
Nos.	₹ Lakhs
71,63,913	716.39
1,24,77,406	1,247.74
1,96,41,319	1,964.13

As at 31st March 2021	
Nos.	₹ Lakhs
71,63,913	716.39
-	-
71,63,913	716.39



(b) Shares held by promoters at the end of the year

Out of the equity shares issued by the Company, shares held by its holding company are as follows:

Name of Promotor
Steiner AG

Steiner AG, the holding company (100%), along with its nominees

(c) Details of shareholders holding more than 5% shares in the Company

Steiner AG, the holding company (100%), along with its nominees

As per records of the Company, including its register of shareholders, members and other declarations received from shareholders regarding beneficial interest, the above shareholding represents both legal and beneficial ownerships of shares.

No percentage change in shareholding during the year.

As at 31st March 2022		As at 31st March 2021	
No. of Shares	% of Shares	No. of Shares	% of Shares
1,96,41,319	100	71,63,913	100

As at 31st March 2022		As at 31st March 2021	
Nos.	₹ Lakhs	Nos.	₹ Lakhs
1,96,41,319	1,964.13	71,63,913	716.39

10 Other Equity

(a) Securities Premium

At the beginning of the year

Increase (decrease) during the Period

At the end of the year

Securities premium - The amount received in excess of face value of the equity shares is recognised in Securities Premium. The difference between fair value and nominal value of share is accounted as securities premium. This reserve is utilised in accordance with the provisions of the Companies Act 2013.

As at 31st March 2022 ₹ Lakhs	As at 31st March 2021 ₹ Lakhs
782.61	782.61
8,692.02	-
9,474.63	782.61

(b) Other reserves

Retained earnings

At the beginning of the year

Profit/(Loss) for the period

Total retained earnings

As at 31st March 2022 ₹ Lakhs	As at 31st March 2021 ₹ Lakhs
(4,907.93)	(4,629.32)
23.52	(278.61)
(4,884.41)	(4,907.93)

(c) Other comprehensive income

At the beginning of the year

Other comprehensive income for the period

Total Other comprehensive Income

As at 31st March 2022 ₹ Lakhs	As at 31st March 2021 ₹ Lakhs
80.86	75.06
3.90	5.80
84.76	80.86

(d) Equity portion for Compulsorily Convertible Debentures

Debentures (Unsecured)

100 (31 March, 2022 100 debentures) 0.50% (3.50% till December 2016) Compulsorily Convertible Debentures of Rs. 1,000,000 each

350 (31 March, 2022 350 debentures) 0.50% (3.50% till December 2016) Compulsorily Convertible Debentures of Rs. 1,000,000 each

212 (31 March, 2022 212 Debentures) 0.50% Compulsorily Convertible Debentures of Rs. 1,000,000 each

205 (31 March, 2022 205 Debenture) 0.50% Compulsorily Convertible Debentures of Rs. 1,000,000 each

36 (31 March, 2022 36 Debentures) 0.50% Compulsorily Convertible Debentures of Rs. 1,000,000 each

40 (31 March, 2021 NIL) 0.50% Compulsorily Convertible Debentures of Rs. 1,000,000 each

Total Equity portion for Compulsorily Convertible Debentures

Maturity period of 100 CCDs is increased till 30th June 2021 because of this there is a change in the equity portion of these CCDs.

Total Other Equity (a+b+c+d)

As at 31st March 2022 ₹ Lakhs	As at 31st March 2021 ₹ Lakhs
-	552.25
-	3,114.41
-	2,085.95
-	2,017.07
-	354.22
-	-
-	8,123.90
4,674.98	4,079.44

	Date of allotment	Terms	₹ Lakhs
50 nos. 0.50% p.a. (3.50% till December 2016) Compulsorily Convertible Debentures (CCD) of Rs. 1,000,000 each	28-Sep-12	Refer Note (a) and (b)	500
50 nos. 0.50% p.a. (3.50% till December 2016) Compulsorily Convertible Debentures (CCD) of Rs. 1,000,000 each	28-Mar-13	below	500
200 nos. 0.50% p.a. (3.50% till December 2016) Compulsorily Convertible Debentures (CCD) of Rs. 1,000,000 each	25-Jul-14	Refer Note (c) below	2,000
40 nos. 0.50% p.a. (3.50% till December 2016) Compulsorily Convertible Debentures (CCD) of Rs. 1,000,000 each	09-Dec-14		400
40 nos. 0.50% p.a. (3.50% till December 2016) Compulsorily Convertible Debentures (CCD) of Rs. 1,000,000 each	27-Jan-15		400
40 nos. 0.50% p.a. (3.50% till December 2016) Compulsorily Convertible Debentures (CCD) of Rs. 1,000,000 each	11-May-15	Refer Note (c) below	400
30 nos. 0.50% p.a. (3.50% till December 2016) Compulsorily Convertible Debentures (CCD) of Rs. 1,000,000 each	08-Feb-17	Refer Note (c) below	300
212 nos. 0.50% p.a. Compulsorily Convertible Debentures (CCD) of Rs. 1,000,000 each	05-Nov-18	Refer Note (d) below	2,120
205 nos. 0.50% p.a. Compulsorily Convertible Debentures (CCD) of Rs. 1,000,000 each	06-Sep-19	Refer Note (e) below	2,050
36 nos. 0.50% p.a. Compulsorily Convertible Debentures (CCD) of Rs. 1,000,000 each	18-Oct-19	Refer Note (e) below	360



- a) The Company had in the year 2012-13 issued 100 Compulsorily Convertible Debentures (CCD) of Rs. 1,000,000 each for a tenure of 84 months. CCDs carry a coupon rate of 0.5% p.a. (3.50% p.a. till December 2016) and interest is payable semi-annually on 9 October and 9 April every year on the outstanding amount (including accrued interest) in arrears, from the date of allotment upto the conversion dates.
- b) The above CCD's were to be mandatorily converted after 84 months from the date of issuance of debentures at such price as shall be determined at the time of conversion, which shall not be less than fair value of shares determined by a SEBI registered Merchant Banker or a Chartered Accountant as per the Discounted Free Cash Flow Method(DCF). Maturity period of these CCD's are extended by one year by the mutual consent of the both the parties.
- c) The Company issued another 350 Compulsorily Convertible Debentures (in the year 14-15 280 nos. in the year 15-16 40 nos. in the year 16-17 30 nos) of Rs.1,000,000 each for a tenure of 84 months. These carry a coupon rate of 0.5% p.a. (3.50% p.a. till December 2016) and interest is payable semi-annually on 30 Sept and 31 March every year on the outstanding amount(including accrued interest) in arrears, from the date of allotment upto the conversion dates.
- d) The Company had in the year 18-19 issued 212 Compulsorily Convertible Debentures of Rs.1,000,000 each for a tenure of 84 months. These carry a coupon rate of 0.5% p.a. and interest is payable semi-annually on 30 Sept and 31 March every year on the outstanding amount(including accrued interest) in arrears, from the date of allotment upto the conversion dates.
- e) The Company had in the year 19-20 issued 205 & 36 Compulsorily Convertible Debentures of Rs.1,000,000 each for a tenure of 84 months. These carry a coupon rate of 0.5% p.a. and interest is payable semi-annually on 30 Sept and 31 March every year on the outstanding amount(including accrued interest) in arrears, from the date of allotment upto the conversion dates.
- f) The Company has in the year 20-21 issued 40 Compulsorily Convertible Debentures of Rs.1,000,000 each for a tenure of 84 months. These carry a coupon rate of 0.5% p.a. and interest is payable semi-annually on 30 Sept and 31 March every year on the outstanding amount(including accrued interest) in arrears, from the date of allotment upto the conversion dates.
- g) Interest has to be repaid at the time of conversion and for all the above CCD's (from c to e) are to be mandatorily converted after 84 months from the date of issuance of debentures at such price as shall be determined at the time of conversion, which shall not be less than fair value of shares determined by a SEBI registered Merchant Banker or a Chartered Accountant as per the Discounted Free Cash Flow Method(DCF).

11 Borrowings

Debentures (Unsecured) (Refer Note 10)

100 (31 March 2018 100 debentures) 0.5%(3.50% till December 2016) Compulsorily Convertible Debentures of Rs. 1,000,000 each

350 (31 March, 2018 350 debentures) 0.50%(3.50% till December 2016) Compulsorily Convertible Debentures of Rs. 1,000,000 each

212 (05 Nov, 2018 212 debentures) 0.50% Compulsorily Convertible Debentures of Rs. 1,000,000 each

205 (06 Sep, 2019 205 debentures) 0.50% Compulsorily Convertible Debentures of Rs. 1,000,000 each

36 (18 Oct, 2019 36 debentures) 0.50% Compulsorily Convertible Debentures of Rs. 1,000,000 each

40 (30 Apr, 2021 40 debentures) 0.50% Compulsorily Convertible Debentures of Rs. 1,000,000 each

During the year, the compulsorily convertible debentures were converted in equity shares.

1,24,77,406 equity shares were issued for ₹ 1,422.85 lacks.

There were no borrowings on the basis of security of current assets.

Non-current		Current	
As at 31st March 2022 ₹ Lakhs	As at 31st March 2021 ₹ Lakhs	As at 31st March 2022 ₹ Lakhs	As at 31st March 2021 ₹ Lakhs
-	-	-	1,006.82
-	-	-	325.76
-	-	-	44.78
-	-	-	38.66
-	-	-	6.83
-	-	-	-
-	-	-	1,422.85

12 Trade payables

- Outstanding dues of creditors other than micro and small enterprises
- Outstanding dues of micro and small enterprises

Refer Note 28 for ageing schedule

* Includes due to related party for the year ended 31.03.22 Rs. 397.44 lakhs (P. Y. Rs. 419.50 lakhs)

Terms and conditions of the above Trade Payables

Trade payables are non-interest bearing and are normally settled on 60-day terms

For explanations on the Group's credit risk management processes, refer to Note 28

Non-current		Current	
As at 31st March 2022 ₹ Lakhs	As at 31st March 2021 ₹ Lakhs	As at 31st March 2022 ₹ Lakhs	As at 31st March 2021 ₹ Lakhs
432.12	449.57	1,092.95	2,532.79
-	-	-	-
432.12	449.57	1,092.95	2,532.79

12 (a) Other financial liabilities

Employee dues payable

Interest Accrued on CCD's

Others - due to related parties (Refer Note No. 36)

Non-current		Current	
As at 31st March 2022 ₹ Lakhs	As at 31st March 2021 ₹ Lakhs	As at 31st March 2022 ₹ Lakhs	As at 31st March 2021 ₹ Lakhs
-	-	155.70	130.71
-	-	-	-
-	-	507.83	200.65
-	-	663.53	331.36

13 Provisions

Provision for employee benefits

Provision for gratuity (Refer Note No. 33)

Provision for leave encashment


Non-current		Current	
As at 31st March 2022 ₹ Lakhs	As at 31st March 2021 ₹ Lakhs	As at 31st March 2022 ₹ Lakhs	As at 31st March 2021 ₹ Lakhs
27.21	39.22	6.46	2.64
30.17	45.48	6.47	4.12
57.38	84.70	12.94	6.76

14 Other liabilities

Advance from customers

Statutory dues payable

Non-current		Current	
As at 31st March 2022 ₹ Lakhs	As at 31st March 2021 ₹ Lakhs	As at 31st March 2022 ₹ Lakhs	As at 31st March 2021 ₹ Lakhs
-	-	-	548.69
-	-	24.15	1.29
-	-	24.16	549.98



15 Revenue from Operations

Revenue from contract with customers (Refer Note 37)

For the year ended 31st March 2022 ₹ Lakhs	For the year ended 31st March 2021 ₹ Lakhs
828.92	639.53
828.92	639.53

16 Other income

Gain on settlement of liability

Others

For the year ended 31st March 2022 ₹ Lakhs	For the year ended 31st March 2021 ₹ Lakhs
256.01	45.24
17.15	25.33
273.16	70.57

17 Construction expenses

Opening stock

Add: Purchases

Less: Closing stock

Cost of construction material consumed

Sub-contracting charges *

For the year ended 31st March 2022 ₹ Lakhs	For the year ended 31st March 2021 ₹ Lakhs
4,365.45	4,412.16
559.27	45.21
4,924.73	4,457.37
4,327.29	4,365.45
597.44	91.92
140.39	341.71
737.83	433.63

*includes depreciation of Rs. 47.21 lakhs (Previous Year Rs. 70.22 lakhs) pertaining to the assets directly identifiable to the projects (Refer Note 3)

18 Employee benefits expense

Salaries, wages and bonus

Contribution to provident and other funds

Staff Welfare Expenses

For the year ended 31st March 2022 ₹ Lakhs	For the year ended 31st March 2021 ₹ Lakhs
251.77	349.67
17.79	19.41
12.88	2.38
282.44	371.46

* Includes gratuity expense of Rs. 9.09 lakhs (Previous year Rs.10.79 lakhs) (Refer note 33)

19 Finance costs

Interest on debentures

For the year ended 31st March 2022 ₹ Lakhs	For the year ended 31st March 2021 ₹ Lakhs
(6.98)	78.26
(6.98)	78.26

* Includes Interest of Rs. 10.99 Lakhs till 21.06.2021 (Previous Year Rs 78.26 Lakhs)

20 Other expenses

Rent

Rates and taxes

Repairs and maintenance - others

Insurance

Travelling and conveyance

Printing and stationery

Legal and professional fees

Payment to auditors

Bank charges

Security Charges

IT Expenses

Miscellaneous expenses

For the year ended 31st March 2022 ₹ Lakhs	For the year ended 31st March 2021 ₹ Lakhs
(2.97)	25.12
10.47	4.11
0.15	1.20
0.88	4.63
15.76	20.68
1.97	0.90
15.96	2.94
10.50	7.50
0.01	0.02
3.06	25.65
(0.40)	2.03
2.73	3.77
58.11	98.55

Payment to Auditor (excluding taxes)

As auditors:

Statutory audit fees

Reimbursement of expenses

Total

10.50	7.50
10.50	7.50



21 Earnings per share (EPS)

Basic EPS amounts are calculated by dividing the profit/(loss) for the year attributable to equity holders by the weighted average number of equity shares outstanding during the year. Diluted EPS amounts are calculated by dividing the profit/(loss) attributable to equity holders by the weighted average number of equity shares outstanding during the year plus the weighted average number of equity shares that would be issued on conversion of all the dilutive potential equity shares into equity shares.

	For the year ended 31st March 2022 ₹ Lakhs	For the year ended 31st March 2021 ₹ Lakhs
Profit/(loss) attributable to equity holders for basic earnings	23.52	(278.61)
Weighted average number of equity shares for basic EPS*	1,58,53,183	71,63,913
Face value per share	10.00	10.00
Basic earning per share	0.15	(3.89)

* There have been no other transactions involving equity shares or potential equity shares between the reporting date and the date of authorisation of these financial statements.

Shares are anti-dilutive hence basic and dilutive EPS are same.

22 Components of Other Comprehensive Income (OCI)

The disaggregation of changes to OCI by each type of reserve in equity is shown below:

	For the year ended 31st March 2022 ₹ Lakhs	For the year ended 31st March 2021 ₹ Lakhs
Re-measurement gains (losses) on defined benefit plans	3.90	5.80
	3.90	5.80

23 Contingent liabilities and Contingencies

	For the year ended 31st March 2022 ₹ Lakhs	For the year ended 31st March 2021 ₹ Lakhs
i) Disputed liability with respect to MVAT*	686.60	671.12
ii) Disputed liability with respect to Income Tax*	230.69	232.04

*This amount includes interest upto the date of demand.

ii) Supreme Court (SC) has passed judgement on 28th February, 2019 on the issue whether certain allowances should be treated as wages for the purpose of provided fund (PF). There are numerous interpretative issues relating to this judgement on PF. As a matter of caution, the Company has made a provision on a prospective basis from the date of the SC order. The Company will update its provision, on receiving further clarity on the subject.

24 Lease : Company as Lessee

The Company has entered into a lease for office and residential premises. There are no restrictions placed upon the Company by entering into these leases. Amount charged to profit and loss account Rs. NIL (Previous year Rs. 25.12 Lakhs). The Company does not have lease with period of more than one year. Therefore it had applied the exemption not to recognize right-of-use assets and liabilities for leases with less than 12 months of lease term on the date of initial application as mentioned in Ind AS 116 "Leases".

25 Details of dues to micro and small enterprises as per MSMED Act, 2006


There are no Micro and Small Enterprises as defined in the Micro and Small Enterprises Development Act, 2006 to whom the Company owes dues on account of principal amount together with interest and accordingly no additional disclosures have been made. The above information regarding Micro and Small Enterprises has been determined to the extent such parties has been identified on the basis of information available with the Company.

26 Fair Values

Set out below, is a comparison of the carrying amounts and fair value of the Company's financial instruments, other than those with carrying amounts that are reasonable approximations of fair values:

	Carrying amount		Fair Value	
	As at 31st March 2022 ₹ Lakhs	As at 31st March 2021 ₹ Lakhs	As at 31st March 2022 ₹ Lakhs	As at 31st March 2021 ₹ Lakhs
Financial liabilities				
Borrowings (refer note 11)	-	1,422.85	-	1,422.85

The management assessed that cash and cash equivalents, trade receivables, loans, other financial assets, other current assets, trade payables, other financial liabilities and other current liabilities approximate their carrying amounts largely due to the short-term maturities of these instruments.



27 Fair Value Hierarchy

All financial instruments for which fair value is recognised or disclosed are categorised within the fair value hierarchy described as follows, based on the lowest level input that is significant to the fair value measurement as a whole.

Level 1: Quoted (unadjusted) price is active market for identical assets or liabilities.

Level 2: Valuation technique for which the lowest level input that has a significant effect on the fair value measurement are observed, either directly or indirectly.

Level 3: Valuation technique for which the lowest level input has a significant effect on the fair value measurement is not based on observable market data.

Quantitative disclosures fair value measurement hierarchy

	Date of valuation	Level 1 ₹ Lakhs	Level 2 ₹ Lakhs	Level 3 ₹ Lakhs
As at 31 March 2022				
Liabilities measured at fair value:				
Borrowings (refer note 11)	31st March 2022	-	-	-
As at 31 March 2021				
Liabilities measured at fair value:				
Borrowings (refer note 11)	31st March 2021	-	1,422.85	-

28 Financial risk management objectives and policies

The Company's principal financial liabilities, comprise borrowings, trade and other payables. The main purpose of these financial liabilities is to finance Company's operations. The Company's principal financial assets include loans, trade and other receivables, and cash and cash equivalents that derive directly from its operations.

The Company is exposed to market risk, credit risk and liquidity risk. The Company's senior management oversees the management of these risks. The senior management provides assurance that the Company's financial risk activities are governed by appropriate policies and procedures and that financial risks are identified, measured and managed in accordance with the Company's policies and risk objectives. The Board of Directors reviews and agrees policies for managing each of these risks, which are summarised below.

Market risk

Market risk is the risk that the fair value of future cash flows of a financial instrument will fluctuate because of changes in market prices. Market risk comprises three types of risk: interest rate risk, currency risk and other price risk, such as equity price risk and commodity risk. Financial instruments affected by market risk include loans and borrowings, deposits.


Credit risk

The Company is engaged in construction business and derives turnover from Construction contracts. Payments are not typically secured by any form of credit support such as letters of credit, performance guarantees or escrow arrangements. Credit risk is the risk that counterparty will not meet its obligations under a financial instrument, leading to a financial loss. The Company is exposed to credit risk from its operating activities and from its financing activities, including deposits with banks, foreign exchange transactions and other financial instruments.

Financial assets that are potentially subject to concentrations of credit risk and failures by counter-parties to discharge their obligations in full or in a timely manner consist principally of cash, cash equivalents and trade and other accounts receivable. Credit risk on cash balances with Bank are limited because the counterparties are entities with acceptable credit ratings.

Ageing analysis of the age of trade receivable amounts that are past due as at the end of the reporting year but not impaired excluding non-current:

						Rs. In Lakhs
As at 31st March 2022						
Particulars	Outstanding for following periods from due date of payment#					Total
	Less than 6 months	More than 6 months	1-2 years	2-3 years	More than 3 years	
(i) Undisputed Trade receivables - considered good	208.91		28.16	160.30	187.63	585.00
(ii) Undisputed Trade Receivables - which have significant increases in credit risk						
(iii) Undisputed Trade Receivables - credit impaired						
(iv) Disputed Trade Receivables - considered good						
(v) Disputed Trade Receivables- which have significant increases in credit risk						
(v) Disputed Trade Receivables- credit impaired						
Total	208.91	-	28.16	160.30	187.63	585.00
As at 31st March 2021						
Particulars	Outstanding for following periods from due date of payment#					Total
	Less than 6 months	More than 6 months	1-2 years	2-3 years	More than 3 years	
(i) Undisputed Trade receivables - considered good	376.03	105.26	206.67	144.53	222.51	1,055.01
(ii) Undisputed Trade Receivables - which have significant increases in credit risk						
(iii) Undisputed Trade Receivables - credit impaired						
(iv) Disputed Trade Receivables - considered good						
(v) Disputed Trade Receivables- which have significant increases in credit risk						
(v) Disputed Trade Receivables- credit impaired						
Total	376.03	105.26	206.67	144.53	222.51	1,055.01



Ageing analysis of the age of security deposits/ advances to related parties amounts that are past due as at the end of the reporting year but not impaired excluding non-current:

	As at 31st March 2022 ₹ Lakhs	As at 31st March 2021 ₹ Lakhs
Less than 60 days	-	-
Over 60 days	383.35	23.30
Total	383.35	23.30

Financial instruments and cash deposits

Credit risk from balances with banks and financial institutions is managed by the Company top management in accordance with the Company's policy. Investments of surplus funds are made only with approved counterparties and within credit limits assigned to each counterparty. Counterparty credit limits are reviewed by the top management on an annual basis, and may be updated throughout the year subject to approval of the Company's board of directors. The limits are set to minimise the concentration of risks and therefore mitigate financial loss through counterparty's potential failure to make payments.

Liquidity risk

The liquidity risk is managed on the basis of expected maturity dates of the financial liabilities.

Liquidity risk is the risk that the Company may not be able to meet its present and future cash and collateral obligations without incurring unacceptable losses. The Company's objective is to, at all times maintain optimum levels of liquidity to meet its cash and collateral requirements. The Company closely monitors its liquidity position and deploys a robust cash management system. It maintains adequate sources of financing including debt at an optimised cost. The average credit period taken to settle trade payables is about 30 to 90 days. The other payables are with short-term durations. The carrying amounts are assumed to be a reasonable approximation of fair value.

The Company maximum exposure to credit risk for the components of the balance sheet at 31 March 2022 and 31 March 2021 is the carrying amounts as illustrated in Note 12.

Particulars	Outstanding for following periods from due date of payment				
As at 31st March 2022	Less than 1 year	1-2 years	2-3 years	More than 3 years	Total
(i)MSME					
(ii)Others	432.60	45.66	126.82	919.98	1,525.06
(iii) Disputed dues – MSME					
(iv) Disputed dues - Others					

Particulars	Outstanding for following periods from due date of payment				
As at 31st March 2021	Less than 1 year	1-2 years	2-3 years	More than 3 years	Total
(i)MSME					
(ii)Others	950.28	850.34	222.09	959.65	2,982.36
(iii) Disputed dues – MSME					
(iv) Disputed dues - Others					


29 Capital management

For the purpose of the Company's capital management, capital includes issued equity capital, share premium and all other equity reserves attributable to the equity holders of the Company. The primary objective of the Company's capital management is to maximise the shareholder value.

The Company manages its capital structure and makes adjustments in light of changes in economic conditions and the requirements of the financial covenants. To maintain or adjust the capital structure, the Company may adjust the dividend payment to shareholders, return capital to shareholders or issue new shares. The Company monitors capital using a gearing ratio, which is net debt divided by total capital plus net debt. The Company includes within net debt, interest bearing loans and borrowings, trade and other payables, less cash and cash equivalents.

	As at March 31, 2022	As at March 31, 2021
Total liabilities	2,283.07	5,378.01
Less: cash and cash equivalents (note 7)	(52.95)	(400.88)
Net debt	2,230.13	4,977.13
Equity (refer note 9)	1,964.13	716.39
Other Equity (refer note 10)	4,674.98	4,079.44
Total sponsor capital	6,639.11	4,795.83
Capital and net debt	8,869.24	9,772.96
Gearing ratio (%)	25.14	50.93

No changes were made in the objectives, policies or processes for managing capital during the year ended 31st March 2022 and 31st March 2021.



30 Capital-Work-in Progress (CWIP) Ageing Schedule

CWIP	Amount in CWIP for a period of				Rs. In Lakhs
	Less than 1 year	1-2 years	2-3 years	More than 3 years	Total
Projects in progress	190.70				190.70
Projects temporarily suspended					

31 Significant accounting judgement, estimates and assumptions

The preparation of the Company's financial statements requires management to make judgements, estimates and assumptions that affect the reported amounts of revenue, expenses, assets and liabilities, and the accompanying disclosures, and the disclosure of contingent liabilities. Uncertainty about these assumptions and estimates could result in outcomes that require a material adjustment to the carrying amount of assets or liabilities affected in future years.

Estimates and assumptions

Estimates and underlying assumptions are reviewed on an ongoing basis. Revisions to accounting estimates are recognized in the year in which the estimates are revised and future years are affected.

The key assumptions concerning the future and other key sources of estimation uncertainty at the reporting date, that have a significant risk of causing a material adjustment to the carrying amounts of assets and liabilities within the next financial year, are described below. The Company based its assumptions and estimates on parameters available when the financial statements were prepared. Existing circumstances and assumptions about future developments, however, may change due to market changes or circumstances arising that are beyond the control of the Company. Such changes are reflected in the assumptions when they occur.

Taxes

Tax expense comprises of current and deferred tax. Current income tax is measured at the amount expected to be paid to the tax authorities in accordance with the Income Tax Act, 1961. Deferred income taxes reflects the impact of timing differences between taxable income and accounting income originating during the current year and reversal of timing differences of earlier years.

At each balance sheet date the Company re-assesses unrecognised deferred tax assets. It recognises unrecognised deferred tax assets to the extent that it has become reasonably certain that sufficient future taxable income will be available against which such deferred tax assets can be realised or virtually certain as the case may be.

The carrying amount of deferred tax assets are reviewed at each balance sheet date. The Company writes-down the carrying amount of a deferred tax asset to the extent that it is no longer reasonably certain or virtually certain, as the case may be, that sufficient future taxable income will be available against which deferred tax asset can be realised. Any such write-down is reversed to the extent that it becomes reasonably certain or virtually certain, as the case may be, that sufficient future taxable income will be available.

Minimum alternative tax (MAT) credit is recognised as an asset only when and to the extent there is convincing evidence that the Company will pay income tax higher than that computed under MAT, during the period that MAT is permitted to be set off under the Income Tax Act, 1961 (specified period). In the year, in which the MAT credit becomes eligible to be recognised as an asset in accordance with the recommendations contained in the guidance note issued by the Institute of Chartered Accountants of India (ICAI), the said asset is created by way of a credit to the Statement of profit and loss and shown as MAT credit entitlement. The Company reviews the same at each balance sheet date and writes down the carrying amount of MAT credit entitlement to the extent there is no longer convincing evidence to the effect that the Company will pay income tax higher than MAT during the specified period.

Defined benefit plans (gratuity benefits)

The cost of the defined benefit gratuity plan and the present value of the gratuity obligation are determined using actuarial valuations. An actuarial valuation involves making various assumptions that may differ from actual developments in the future. These include the determination of the discount rate, future salary increases and mortality rates. Due to the complexities involved in the valuation and its long-term nature, a defined benefit obligation is highly sensitive to changes in these assumptions. All assumptions are reviewed at each reporting date.


The parameter most subject to change is the discount rate. In determining the appropriate discount rate for plans operated in India, the management considers the interest rates of government bonds in currencies consistent with the currencies of the post-employment benefit obligation.

The mortality rate is based on publicly available mortality tables. Those mortality tables tend to change only at interval in response to demographic changes. Future salary increases and gratuity increases are based on expected future inflation rates.

Further details about gratuity obligations are given in Note 31.


Contract Estimates

The Company, being a part of construction industry, prepares budgets in respect of each project to compute project profitability. The major component of contract estimate is 'budgeted costs to complete the contract'. While estimating this component various assumptions are considered by the management such as (i) Work will be executed in the manner expected so that the project is completed timely (ii) consumption norms will remain same (iii) Assets will operate at the same level of productivity as determined (iv) Wastage will not exceed the normal % as determined etc. (v) Estimates for contingencies (vi) There will be no change in design and the geological factors will be same as communicated and (vii) price escalations etc. Due to such complexities involved in the budgeting process, contract estimates are highly sensitive to changes in these assumptions. All assumptions are reviewed at each reporting date.



32 Significant Financial Ratios.

		As at 31st March 2022		As at 31st March 2021	
a) Current Ratio	$\frac{\text{Current Assets}}{\text{Current Liabilities}}$	$\frac{6,173.66}{1,793.58}$	3.44	$\frac{7,407.27}{4,843.74}$	1.53
Due to conversion of existing compulsory convertible debentures in to equity during the reporting period and repayment of most of trade payables the current ratio has been improved to 3.44 times as against 1.49 times in the previous year.					
b) Debt-Equity Ratio	$\frac{\text{Total Liabilities}}{\text{Shareholders Equity}}$	$\frac{2,283.07}{6,639.11}$	0.34	$\frac{5,378.01}{5,195.83}$	1.04
Due to conversion of existing compulsory convertible debentures in to equity and improvement in profitability of the company during the reporting period the debt to equity ratio has reduced to 0.34 times as against 1.04 times in the previous year.					
c) Debt Services Coverage Ratio	$\frac{\text{EBITDA}}{\text{Total Debt}}$	$\frac{-}{-}$	NA	$\frac{(193.55)}{1,422.85}$	(0.14)
As there is no debt existing as on the reporting date, this ratio is not applicable for the current year.					
d) Return on Equity Ratio	$\frac{\text{NPAT}}{\text{Shareholders Equity}}$	$\frac{23.52}{6,639.11}$	0.00	$\frac{(278.61)}{4,795.83}$	(0.06)
As the company has reported net profit after tax of Rs. 19.42 lakhs in current year as against loss of Rs. 278.61 lakhs in the previous year, the return on equity ratio has become positive in the current year.					
e) Inventory Turnover Ratio	Not Applicable as it a service industry				
f) Trade Receivable Turnover Ratio	$\frac{\text{Net Sales}}{\text{Average Debtors}}$	$\frac{828.92}{820.00}$	1.01	$\frac{639.53}{832.75}$	0.77
g) Trade Payable Turnover Ratio	$\frac{\text{Net Purchases}}{\text{Average Creditors}}$	$\frac{559.27}{2,253.72}$	0.25	$\frac{45.21}{3,100.60}$	0.01
h) Working Capital Turnover Ratio	$\frac{\text{Total Sales}}{\text{Shareholders Equity}}$	$\frac{1,102.08}{6,639.11}$	0.17	$\frac{710.10}{4,795.83}$	0.15
i) Net Profit Ratio	$\frac{\text{NPAT}}{\text{Sales Revenue}}$	$\frac{23.52}{828.92}$	2.84%	$\frac{(278.61)}{639.53}$	(0.44)
As the company has reported net profit after tax of Rs. 19.42 lakhs in current year as against loss of Rs. 278.61 lakhs in the previous year, the net profit ratio has become positive in the current year.					
j) Return on Capital Employed	$\frac{\text{EBIT}}{\text{Total Assets - Current Liabilities}}$	$\frac{16.54}{7,128.61}$	0.23%	$\frac{(200.35)}{5,730.10}$	(0.03)
As the company has reported net profit before tax and interest of Rs. 16.55 lakhs in current year as against net loss before tax and interest of Rs. 200.35 lakhs in the previous year, the return on capital ratio has become positive in the current year.					
k) Return on Investment	$\frac{\text{Net Income}}{\text{Total Assets}}$	$\frac{23.52}{8,922.19}$	0.26%	$\frac{(272.81)}{10,573.85}$	(0.03)
As the company has reported net profit after tax of Rs. 19.42 lakhs in current year as against loss of Rs. 278.61 lakhs in the previous year, the return on investment ratio has become positive in the current year.					



33 Gratuity and other post employment benefit plans

(a) Defined contribution plan

The following amount recognized as an expense in Statement of profit and loss on account of provident fund and other funds. There are no other obligations other than the contribution payable to the respective authorities.

	31st March 2022 ₹ Lakhs	31st March 2021 ₹ Lakhs
Contribution in Defined Plan	17.79	19.41

(b) Other benefit plan

The Company has a unfunded defined benefit gratuity plan. The gratuity plan is governed by the Payment of Gratuity Act, 1972. Under the act, employee who has completed five years of service is entitled to specific benefit. The level of benefits provided depends on the member's length of service and salary at retirement age. Every employee who has completed five years or more of service gets a gratuity on departure at 15 days salary (last drawn salary) for each completed year of service as per the provision of the Payment of Gratuity Act, 1972 with total ceiling on gratuity of Rs.20,00,000.

The following tables summaries the components of net benefit expense recognised in the interim Statement of Profit and Loss and the funded status and amounts recognised in the balance sheet for the Gratuity plan.

	31st March 2022 ₹ Lakhs	31st March 2021 ₹ Lakhs
Net employee benefit expense recognised in the profit or loss		
Current service cost	6.39	7.71
Interest cost on benefit obligation	2.70	3.08
Net benefit expense	9.09	10.79

Amount recorded in Other Comprehensive Income (OCI)

Remeasurement during the period due to :

Actuarial loss / (gain) arising	(3.90)	(5.80)
Amount recognised in OCI outside profit and loss statement	(3.90)	(5.80)

Changes in the defined benefit obligation:

Opening defined benefit liability / (assets)	41.86	45.07
Gratuity cost charged to profit or loss	9.09	10.79
Benefits paid	(13.38)	(8.20)
Remeasurement gains/(losses) in other comprehensive income	(3.90)	(5.80)
Net defined benefit liability / (asset)	33.68	41.86
Transferred to Other payables relating to FnF employees	-	-
Closing net defined benefit liability / (asset)	33.68	41.86

Changes in the present value of the defined benefit obligation are as follows:

Opening defined benefit obligation	41.86	45.07
Current service cost	6.39	7.71
Interest on defined benefit obligation	2.70	3.08
Actuarial loss / (gain) arising	(3.90)	(5.80)
Benefits paid	(13.38)	(8.20)
Closing Defined benefit obligation	33.68	41.86

Net liability is bifurcated as follows :

Current	6.46	2.64
Non-current	27.21	39.22
Net liability	33.68	41.86

The principal assumptions used in determining gratuity benefit obligation for the Company's plans are shown below:

Discount rate	7.15%	6.44%
Salary escalation	6.00%	6.00%

Mortality pre-retirement

Indian Assured Lives Mortality (2006-08)	Indian Assured Lives Mortality (2006-08)
--	--

A quantitative sensitivity analysis for significant assumption as at 30th Sept 2021 is as shown below:

Indian gratuity plan:

	31st March 2022 Rs.	31st March 2021 Rs.
Assumptions - Discount rate		
Sensitivity Level		
Impact of Increase in 100 bps on defined benefit obligation	(1.85)	(2.91)
Impact of Decrease in 100 bps on defined benefit obligation	2.06	3.27
Assumptions - Salary Escalation rate		
Sensitivity Level		
Impact on defined benefit obligation		
Impact of Increase in 100 bps on defined benefit obligation	2.07	3.25
Impact of Decrease in 100 bps on defined benefit obligation	(1.88)	(2.94)



Assumptions - Employee turnover

Sensitivity Level		
Impact of Increase in 100 bps on defined benefit obligation	0.09	0.01
Impact of Decrease in 100 bps on defined benefit obligation	(0.10)	(0.01)

Maturity analysis of benefit payable from the employer

Projected benefits payable in future years from the date of reporting

	31st March 2022	31st March 2021
	Rs.	Rs.
1st following year	6.46	2.64
2nd following year	1.36	1.84
3rd following year	1.40	3.28
4th following year	1.45	1.94
5th following year	1.76	3.67
Sum of years 6 to 10	26.18	26.88
Sum of years 11 and above	17.31	32.29

Salary escalation & attrition rate are considered as advised by the Company; they appear to be in line with the industry.

Maturity Analysis of Projected Benefit Obligation is done considering future salary, attrition & death in respective year for members as mentioned above.

Average Expected Future Service represents Estimated Term of Post - Employment Benefit Obligation.

The gratuity liabilities of the Company are unfunded and hence there are no assets held to meet the liabilities.

The gratuity liability is included in Provision.

(c) The Company has made a provision of Rs. 36.64 lakhs as on 31st March 2022 (Rs. 49.60 lakhs as on 31st March 2021) towards liabilities for compensated absences.

34 The Company had modified the terms of Debentures issued to Steiner AG in the financial year 17-18 and the rate of interest had reduced from 3.5% to .5 %. The Company had treated this change as a modification and accordingly accounted by straight lining the impact based on the revised EIR of new debt . However in June 2017, the IFRS Interpretations Committee decided to refer to the International Accounting Standards Board (Board) questions about modifications or exchanges of financial liabilities that do not result in derecognition. IASB has opined on the treatment and held that the gain or loss on account of modification has to be taken to Profit and Loss as per IFRS 9 which corresponds to IND AS 109. This has been further clarified by Ind AS Transition Facilitation Group (ITFG) Clarification Bulletin 13 and accordingly, the Company has taken the resulting derecognition gain in the books of accounts in the financial year 17-18.

35 Revenue from contracts with customers


The Company operates only in one segment i.e. Total Services Contractors (TSC).

Contract balances

	31st March 2022	31st March 2021
	₹ Lakhs	₹ Lakhs
Trade Receivables	585.00	1,055.00
Contract Asset	190.70	1,065.79

Trade receivables are non interest bearing and are generally on terms of 30 to 90 days credit period.

Contract asset primarily relate to unbilled amounts and are classified as a financial asset.



36 Related party disclosures**A Related parties where control exists**

Name of Companies	Relation
Steiner AG, Switzerland	Holding company
Hindustan Construction Company Limited	Ultimate parent company


B Related parties with whom transactions have taken place during the year

Name of Companies	Relation
Hindustan Construction Company Limited	Ultimate parent company
Steiner AG, Switzerland	Holding company
Highbar Technologies Limited	Fellow subsidiary
Lavasa Corporation Limited	Fellow subsidiary
Warasgaon Asset Maintenance Limited	Fellow subsidiary
Warasgaon Power Supply Limited	Fellow subsidiary
Sahyadri City Management Limited	Fellow subsidiary
Lavasa Hotels Limited	Fellow subsidiary
HCC Real Estate Limited	Fellow subsidiary
My City Technology Limited	Fellow subsidiary
Whistling Thrush Facilities Services Limited	Fellow subsidiary
HCC Operations & Maintenance Ltd.	Fellow subsidiary
HCC-Samsung Joint Venture	Fellow subsidiary
Andromeda Hotels Limited	Fellow subsidiary

Balance as at year end

	31st March 2022 ₹ Lakhs	31st March 2021 ₹ Lakhs
Loans & Other Assets	2,023.83	2,023.50
HCC Real Estate Limited	3.63	3.30
Hindustan Construction Company Limited	2,020.20	2,020.20
Trade receivables	19.87	-
Hindustan Construction Company Limited	19.87	-
Security Deposit given	110.00	300.00
Hindustan Construction Company Limited	110.00	110.00
HCC Operations & Maintenance Ltd.	-	190.00
Security Deposit Received	189.73	-
HCC Infrastructure Company Limited	189.73	-
Outstanding payable included in trade payable and Other current liabilities	397.44	438.50
Highbar Technologies Limited	9.99	9.13
Hindustan Construction Company Limited	179.13	221.05
Sahyadri Citi Management Limited	1.78	1.78
Whistling Thrush Facilities Service Ltd	189.20	189.20
My City Technology Ltd	17.34	17.34
Lavasa Hotel Ltd	*	*
Warasgaon Lake View Hotel Ltd	*	*
Outstanding payable included in Other current liabilities	212.23	200.65
Steiner AG	212.23	200.65
Outstanding		
Steiner AG		
- Equity	-	8,123.90
- Debt	-	1,422.85

(*) represents amount in decimals.



Transaction during the year

	31st March 2022 ₹ Lakhs	31st March 2021 ₹ Lakhs
Debenture Application Money Received.	-	400.00
Steiner AG		-
Amount Received		400.00
Shares Issued during the year	1,247.74	-
Steiner AG	1,247.74	
Receipt of Security Deposit Refund	190.00	-
HCC Operations & Maintenance Ltd.	190.00	-
Interest Accrued on Debenture	11.00	47.57
Steiner AG	11.00	47.57
Purchase of goods and services	2.61	29.26
Highbar Technologies Limited	2.61	2.26
Hindustan Construction Company Limited	-	27.00
Rendering of Services (Billed)	96.86	5.40
Steiner AG	5.40	5.40
Hindustan Construction Company Limited	91.46	
Reimbursement of expenses	129.18	98.06
Steiner AG	129.18	98.06
Hindustan Construction Company Limited	49.27	
Security Deposit Received	189.73	-
HCC Infrastructure Company Limited	189.73	-

Key management personnel

	31st March 2022 ₹ Lakhs	31st March 2021 ₹ Lakhs
Remuneration paid to key management personnel		
Mr. Arun Kumar Singh	122.45	95.41



37 Disclosure as per Ind AS 115 - Revenue from Contract with Customers**(a) Contract with Customers**

The company has recognized Rs. 828.92 Lakhs (for the year ended 31.03.2021 Rs. 639.53 lakhs) as revenue from Contracts with customers during the period ended 31st March 2022.

There are no impairment losses recognized on any receivables or contract assets arising from contracts with customers.

(b) Disaggregation of Revenue

Disaggregation of revenue in to Operating Segments and Geographical areas for the year ended March 31, 2022:

Segment	₹ Lakhs					
	Revenue as per Ind AS 115					
	Domestic		Foreign		Total	
	For the year ended 31st March 2022	For the year ended 31st March 2021	For the year ended 31st March	For the year ended 31st March 2021	For the year ended 31st March 2022	For the year ended 31st March
EPC Projects	828.92	639.53	-	-	828.92	639.53
Co-ordination services	-	-	-	-	-	-
Total	828.92	639.53	-	-	828.92	639.53
Revenue recognized Overtime	828.92	639.53	-	-	828.92	639.53
Revenue recognized at a Point in time	-	-	-	-	-	-
Total	828.92	639.53	-	-	828.92	639.53

(c) Contract Balances and Trade Receivables**(i) Contract Balances**

Changes in Contract Assets and Contract Liabilities are on account of transaction undertaken in the normal course of business. On account of adoption of Ind AS 115, unbilled revenue of Rs. 190.70 Lakhs as at March 31, 2022 (Rs. 1,065.79 Lakhs as at March 31, 2021) has been classified as part of other current asset.

(ii) Trade Receivables

The company classifies The right to consideration in Exchange for deliverables as either a Trade receivables or as Unbilled Revenue.

A receivable is a right to consideration that is unconditional upon passage of time.

Revenue for construction contracts is recognised in profit or loss in proportion to the stage of completion of the contract. The stage of completion is assessed by reference to surveys of work performed. Otherwise, contract revenue is recognised only to the extent of contract costs incurred that are likely to be recoverable

Revenue in excess of billings is recognized as Unbilled revenue and is classified as Financial Asset for these cases as right to consideration is unconditional upon passage of time.

Trade receivables and Unbilled revenue are presented net of impairment (if any) in the Balance Sheet.

During the year ended 31st March 2022, Rs. 1065.79/-Lakhs (Previous Year Rs. 639.53 Lakhs) of opening unbilled revenue has been reclassified to Trade Receivables upon billing to customers on completion of milestone.

38 Assessment of implication of COVID – 19 pandemic on standalone financial statement

The spread of COVID-19 has severely impacted many local economies around the globe and in India. On 24th March, 2020, the Government of India ordered nationwide lockdown which have got extended from time to time. The Company was forced to cease or limit operations during this time. Measures taken to contain the spread of the virus, including travel bans, quarantines, social distancing, and closures of non-essential services have triggered significant disruptions to business. However during the past few months the nationwide cases of COVID-19 has dropped significantly and the economy is opening up, with an increase in economic activities. The management is confident about the growth in the economy. In view of the recovery of the economic conditions in the country there is no material adjustments required to be made on its financial statements as at 31st March 2022.

However, the impact assessment of COVID-19 is a continuing process given the uncertainties associated with its nature and duration and accordingly the impact may be different from that estimated as at the date of approval of these standalone financial statements. The Company will continue to monitor any material changes to future economic conditions.

39 Balances of trade receivables & trade payables are subject to confirmations.

40 Previous year figures have been reclassified/regrouped wherever necessary to conform to current year's classification.

41 No subsequent event has been observed which may require an adjustment to the balance sheet.

42 Wilful Defaulter

The Company has not been declared wilful defaulter by any bank or financial institutions or government or any government authority.



43 Relationship with struck off Companies

- The Company has no transactions with the companies struck off under the Companies Act, 2013.

44 Registration of charges or satisfaction with Registrar of Companies

- There are no charges or satisfaction which are yet to be registered with the Registrar of Companies beyond the statutory period.

45 Compliance with number of layers of companies

The Company has complied with the number of layers prescribed under the Companies Act, 2013.

46 Compliance with approved scheme(s) of arrangements

The Company has not entered into any scheme of arrangement which has an accounting impact on current or previous financial year.


47 The funds borrowed or lent were used for the stated purpose.

48 No funds have been advanced or loaned or invested (either from borrowed funds or share premium or any other sources or kind of funds) by the Company to or in any other person(s) or entity(ies), including foreign entities ("Intermediaries"), with the understanding, whether recorded in writing or otherwise, that the Intermediary shall, directly or indirectly lend or invest in other persons or entities identified in any manner whatsoever by or on behalf of the Company ("Ultimate Beneficiaries") or provide any guarantee, security or the like on behalf of the Ultimate Beneficiaries.

49 No funds have been received by the Company from any person(s) or entity(ies), including foreign entities ("Funding Parties"), with the understanding, whether recorded in writing or otherwise, that the Company shall, directly or indirectly, lend or invest in other persons or entities identified in any manner whatsoever by or on behalf of the Funding Party ("Ultimate Beneficiaries") or provide any guarantee, security or the like on behalf of the Ultimate Beneficiaries.

Signature to Note to Accounts


For Mukund M Chitale & Co
Chartered Accountants
Firm Registration No. 106655W



A.V. Kamat
Partner
Membership No.: 039585
Place: Mumbai, India
Date: 09th May 2022



For and on behalf of the Board of Directors of
Steiner India Limited



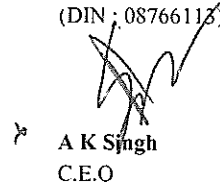
Arjun Dhawan
Director
(DIN : 01778379)



Place: Mumbai, India
Date: 09th May 2022



Santosh Rai
Director
(DIN : 08766113)



A K Singh
C.E.O

