

# Walker Chandlok & Co LLP

**Walker Chandlok & Co LLP**  
16th Floor, Tower II  
Indiabulls Finance Centre  
S B Marg, Elphinstone (W)  
Mumbai 400013  
India

T +91 22 6626 2600  
F +91 22 6626 2601

## **Independent Auditor's Report**

### **To the Members of Dasve Convention Centre Limited**

#### **Report on the Financial Statements**


1. We have audited the accompanying financial statements of Dasve Convention Centre Limited ('the Company'), which comprise the Balance Sheet as at 31 March 2018, the Statement of Profit and Loss (including Other Comprehensive Income), the Cash Flow Statement and the Statement of Changes in Equity for the year then ended, and a summary of the significant accounting policies and other explanatory information.

#### **Management's Responsibility for the Financial Statements**

2. The Company's Board of Directors is responsible for the matters stated in Section 134(5) of the Companies Act, 2013 ('the Act') with respect to the preparation of these financial statements that give a true and fair view of the state of affairs (financial position), profit or loss (financial performance including other comprehensive income), cash flows and changes in equity of the Company in accordance with the accounting principles generally accepted in India, including the Indian Accounting Standards ('Ind AS') specified under Section 133 of the Act. This responsibility also includes maintenance of adequate accounting records in accordance with the provisions of the Act for safeguarding the assets of the Company and for preventing and detecting frauds and other irregularities; selection and application of appropriate accounting policies; making judgments and estimates that are reasonable and prudent; and design, implementation and maintenance of adequate internal financial controls, that were operating effectively for ensuring the accuracy and completeness of the accounting records, relevant to the preparation and presentation of the financial statements that give a true and fair view and are free from material misstatement, whether due to fraud or error.

#### **Auditor's Responsibility**

3. Our responsibility is to express an opinion on these financial statements based on our audit.
4. We have taken into account the provisions of the Act, the accounting and auditing standards and matters which are required to be included in the audit report under the provisions of the Act and the Rules made thereunder.
5. We conducted our audit in accordance with the Standards on Auditing specified under Section 143(10) of the Act. Those Standards require that we comply with ethical requirements and plan and perform the audit to obtain reasonable assurance about whether these financial statements are free from material misstatement.



# Walker Chandio & Co LLP

## **Dasve Convention Centre Limited Independent Auditor's Report on the Financial Statements**

6. An audit involves performing procedures to obtain audit evidence about the amounts and the disclosures in the financial statements. The procedures selected depend on the auditor's judgment, including the assessment of the risks of material misstatement of the financial statements, whether due to fraud or error. In making those risk assessments, the auditor considers internal financial controls relevant to the Company's preparation of the financial statements that give a true and fair view in order to design audit procedures that are appropriate in the circumstances. An audit also includes evaluating the appropriateness of the accounting policies used and the reasonableness of the accounting estimates made by the Company's Directors, as well as evaluating the overall presentation of the financial statements.
7. We believe that the audit evidence we have obtained is sufficient and appropriate to provide a basis for our audit opinion on these financial statements.

### **Opinion**

8. In our opinion and to the best of our information and according to the explanations given to us, the aforesaid financial statements give the information required by the Act in the manner so required and give a true and fair view in conformity with the accounting principles generally accepted in India including Ind AS specified under Section 133 of the Act, of the state of affairs (financial position) of the Company as at 31 March 2018, and its loss (financial performance including other comprehensive income), its cash flows and the changes in equity for the year ended on that date.

### **Material Uncertainty Related to Going Concern**


9. We draw attention to Note 30 to the accompanying financial statements which indicates that the Company has incurred net loss of Rs. 810.12 lakhs during the year ended 31 March 2018 and as at that date, has accumulated losses amounting to Rs. 12,556.72 lakhs which has resulted in complete erosion of its net-worth and its current liabilities exceeded its current assets by Rs. 13,781.39 lakhs. The operations of the Company are dependent on the project undertaken by the holding company, Lavasa Corporation Limited, and other entities in the group as a whole. The above factors indicate a material uncertainty, which may cast significant doubt about the Company's ability to continue as a going concern. However, basis the support of the holding company and other factors mentioned in the aforesaid note to the financial statements, management is of the view that going concern basis of accounting is appropriate. Our opinion is not modified in respect of this matter.

### **Other Matters**

10. The audit of the financial statements for the year ended 31 March 2017 was carried out and reported by another auditor, Messrs. G. D. Apte & Co, Chartered Accountants, who had expressed an unmodified opinion on those financial statements; vide their audit report dated 19 April 2017.

### **Report on Other Legal and Regulatory Requirements**

11. As required by the Companies (Auditor's Report) Order, 2016 ('the Order') issued by the Central Government of India in terms of Section 143(11) of the Act, we give in the "Annexure A" a statement on the matters specified in paragraphs 3 and 4 of the Order.
12. Further to our comments in Annexure A, as required by Section 143(3) of the Act, we report that:
  - a) we have sought and obtained all the information and explanations which to the best of our knowledge and belief were necessary for the purpose of our audit;





# Walker Chandio & Co LLP

## Dasve Convention Centre Limited Independent Auditor's Report on the Financial Statements

---

- b) in our opinion, proper books of account as required by law have been kept by the Company so far as it appears from our examination of those books;
- c) the financial statements dealt with by this report are in agreement with the books of account;
- d) in our opinion, the aforesaid financial statements comply with Ind AS specified under Section 133 of the Act;
- e) the matter described in paragraph 9 under the heading Material Uncertainty Related to Going Concern, in our opinion, may have an adverse effect on the functioning of the Company;
- f) on the basis of the written representations received from the directors and taken on record by the Board of Directors, none of the directors are disqualified as at 31 March 2018 from being appointed as a director in terms of Section 164(2) of the Act;
- g) we have also audited the internal financial controls over financial reporting (IFCoFR) of the Company as on 31 March 2018 in conjunction with our audit of the financial statements of the Company for the year ended on that date and our report dated 2 May 2018 as per "Annexure B" expressed an unmodified opinion;
- h) with respect to the other matters to be included in the Auditor's Report in accordance with Rule 11 of the Companies (Audit and Auditors) Rules, 2014, in our opinion and to the best of our information and according to the explanations given to us:
  - i. the Company does not have any pending litigation which would impact its financial position;
  - ii. the Company did not have any long-term contracts including derivative contracts for which there were any material foreseeable losses;
  - iii. there were no amounts which were required to be transferred to the Investor Education and Protection Fund by the Company;
  - iv. the disclosure requirements relating to holdings as well as dealings in specified bank notes were applicable for the period from 8 November 2016 to 30 December 2016 which are not relevant to these financial statements. Hence, reporting under this clause is not applicable.

  
For Walker Chandio & Co LLP  
Chartered Accountants  
Firm's Registration No.: 001076N/N500013

  
per Adi P. Sethna  
Partner  
Membership No.: 108840

Place: Mumbai  
Date: 2 May 2018

# Walker ChandioK & Co LLP

## Dasve Convention Centre Limited Independent Auditor's Report on the Financial Statements

Annexure to the Independent Auditor's Report of even date to the members of Dasve Convention Centre Limited, on the financial statements for the year ended 31 March 2018


### Annexure A

Based on the audit procedures performed for the purpose of reporting a true and fair view on the financial statements of the Company and taking into consideration the information and explanations given to us and the books of account and other records examined by us in the normal course of audit, and to the best of our knowledge and belief, we report that:

- (i) (a) The Company has maintained proper records showing full particulars, including quantitative details and situation of fixed assets.
- (b) The fixed assets have been physically verified by the management during the year and no material discrepancies were noticed on such verification. In our opinion, the frequency of verification of the fixed assets is reasonable having regard to the size of the Company and the nature of its assets.
- (c) The title deeds of all the immovable properties (which are included under the head 'Property, plant and equipment') are held in the name of the Company except for the following property:

Nature of property	Total Number of Cases	Whether leasehold /freehold	Gross block as on 31 March 2018	Net block on 31 March 2018
Building	1	Leasehold	Rs. 155.90 lakhs	Rs. 35.89 lakhs

- (ii) The management has conducted physical verification of inventory at reasonable intervals during the year and no material discrepancies between physical inventory and book records were noticed on physical verification.
- (iii) The Company has not granted any loan, secured or unsecured to companies, firms, Limited Liability Partnerships (LLPs) or other parties covered in the register maintained under Section 189 of the Act. Accordingly, the provisions of clauses 3(iii)(a), 3(iii)(b) and 3(iii)(c) of the Order are not applicable.
- (iv) In our opinion, the Company has not entered into any transaction covered under Sections 185 and 186 of the Act. Accordingly, the provisions of clause 3(iv) of the Order are not applicable.
- (v) In our opinion, the Company has not accepted any deposits within the meaning of Sections 73 to 76 of the Act and the Companies (Acceptance of Deposits) Rules, 2014 (as amended). Accordingly, the provisions of clause 3(v) of the Order are not applicable.
- (vi) The Central Government has not specified maintenance of cost records under sub-section (1) of Section 148 of the Act, in respect of Company's services. Accordingly, the provisions of clause 3(vi) of the Order are not applicable.



*This space has been intentionally left blank*

# Walker Chandiook & Co LLP

## Dasve Convention Centre Limited Independent Auditor's Report on the Financial Statements


### Annexure A (Contd)

- (vii) (a) Undisputed statutory dues including provident fund, employees' state insurance, income-tax, goods and service tax, service tax, duty of customs, duty of excise, value added tax, cess and other material statutory dues, as applicable, have not been regularly deposited to the appropriate authorities and there have been significant delays in a large number of cases. Undisputed amounts payable in respect thereof, which were outstanding at the year-end for a period of more than six months from the date they became payable are as follows:

#### Statement of arrears of statutory dues outstanding for more than six months

					(Rs. in lakhs)
Name of the statute	Nature of dues	Amount	Period to which it relates	Due date of payment	Actual date of payment
Income tax Act, 1961	Tax deducted at source	40.91	Various	Various	Various
Finance Act, 1994	Service Tax	2.96	Various	Various	Various

- (b) There are no dues in respect of income-tax, sales-tax, service tax, goods and services tax, duty of customs, duty of excise and value added tax that have not been deposited with the appropriate authorities on account of any dispute:
- (viii) The Company has no loans or borrowings payable to a financial institution or a bank or government and the Company did not have any outstanding debentures during the year. Accordingly, the provisions of clause 3(viii) of the Order are not applicable.
- (ix) The Company did not raise moneys by way of initial public offer or further public offer (including debt instruments) and did not have any term loans outstanding during the year. Accordingly, the provisions of clause 3(ix) of the Order are not applicable.
- (x) No fraud by the Company or on the Company by its officers or employees has been noticed or reported during the period covered by our audit.
- (xi) The Company has not paid or provided for any managerial remuneration. Accordingly, the provisions of Clause 3(xi) of the Order are not applicable.
- (xii) In our opinion, the Company is not a Nidhi Company. Accordingly, provisions of clause 3(xii) of the Order are not applicable.
- (xiii) In our opinion, all transactions with the related parties are in compliance with Section 188 of the Act, where applicable, and the requisite details have been disclosed in the financial statements, as required by the applicable Ind AS. Further, in our opinion, the Company is not required to constitute audit committee under Section 177 of the Act.
- (xiv) During the year, the Company has not made any preferential allotment or private placement of shares or fully or partly convertible debentures.



*This space has been intentionally left blank.*

# Walker Chandio & Co LLP

**Dasve Convention Centre Limited**  
**Independent Auditor's Report on the Financial Statements**

---

**Annexure A (Contd)**

- (xv) In our opinion, the Company has not entered into any non-cash transactions with the directors or persons connected with them covered under Section 192 of the Act.
- (xvi) The Company is not required to be registered under Section 45-IA of the Reserve Bank of India Act, 1934.

*Walker Chandio & Co LLP*  
For Walker Chandio & Co LLP  
Chartered Accountants  
Firm's Registration No.: 001076N/N500013

*Adi P. Sethna*  
per **Adi P. Sethna**  
Partner  
Membership No.: 108840

Place: Mumbai  
Date: 2 May 2018

# Walker Chandio & Co LLP

## **Dasve Convention Centre Limited Independent Auditor's Report on the Financial Statements**

### **Annexure B**

#### **Independent Auditor's report on the Internal Financial Controls under Clause (i) of sub-section 3 of Section 143 of the Companies Act, 2013 (the "Act")**

1. In conjunction with our audit of the financial statements of Dasve Convention Centre Limited (the "Company") as at and for the year ended 31 March 2018, we have audited the internal financial controls over financial reporting (IFCoFR) of the Company as at that date.

#### **Management's Responsibility for Internal Financial Controls**


2. The Company's Board of Directors is responsible for establishing and maintaining internal financial controls based on the internal control over financial reporting criteria established by the Company considering the essential components of internal control stated in the Guidance Note on Audit of Internal Financial Controls over Financial Reporting (the "Guidance Note") issued by the Institute of Chartered Accountants of India (ICAI). These responsibilities include the design, implementation and maintenance of adequate internal financial controls that were operating effectively for ensuring the orderly and efficient conduct of the Company's business, including adherence to Company's policies, the safeguarding of its assets, the prevention and detection of frauds and errors, the accuracy and completeness of the accounting records, and the timely preparation of reliable financial information, as required under the Act.

#### **Auditors' Responsibility**

3. Our responsibility is to express an opinion on the Company's IFCoFR based on our audit. We conducted our audit in accordance with the Standards on Auditing, issued by the ICAI and deemed to be prescribed under section 143(10) of the Act, to the extent applicable to an audit of IFCoFR, and the Guidance Note issued by the ICAI. Those Standards and the Guidance Note require that we comply with ethical requirements and plan and perform the audit to obtain reasonable assurance about whether adequate IFCoFR were established and maintained and if such controls operated effectively in all material respects.
4. Our audit involves performing procedures to obtain audit evidence about the adequacy of the IFCoFR and their operating effectiveness. Our audit of IFCoFR included obtaining an understanding of IFCoFR, assessing the risk that a material weakness exists, and testing and evaluating the design and operating effectiveness of internal control based on the assessed risk. The procedures selected depend on the auditor's judgement, including the assessment of the risks of material misstatement of the financial statements, whether due to fraud or error.
5. We believe that the audit evidence we have obtained is sufficient and appropriate to provide a basis for our audit opinion on the Company's IFCoFR.

#### **Meaning of Internal Financial Controls over Financial Reporting**

6. A Company's IFCoFR is a process designed to provide reasonable assurance regarding the reliability of financial reporting and the preparation of financial statements for external purposes in accordance with generally accepted accounting principles. A Company's IFCoFR includes those policies and procedures that (1) pertain to the maintenance of records that, in reasonable detail, accurately and fairly reflect the transactions and dispositions of the assets of the Company; (2) provide reasonable assurance that transactions are recorded as necessary to permit preparation of financial statements in accordance with generally accepted accounting principles, and that receipts and expenditures of the Company are being made only in accordance with authorisations of management and directors of the Company; and (3) provide reasonable assurance regarding prevention or timely detection of unauthorised acquisition, use, or disposition of the Company's assets that could have a material effect on the financial statements.



# Walker Chandio & Co LLP

**Dasve Convention Centre Limited**  
**Independent Auditor's Report on the Financial Statements**

---


**Annexure B (Contd)**


**Inherent Limitations of Internal Financial Controls over Financial Reporting**

7. Because of the inherent limitations of IFCoFR, including the possibility of collusion or improper management override of controls, material misstatements due to error or fraud may occur and not be detected. Also, projections of any evaluation of the IFCoFR to future periods are subject to the risk that IFCoFR may become inadequate because of changes in conditions, or that the degree of compliance with the policies or procedures may deteriorate.

**Opinion**

8. In our opinion, the Company has, in all material respects, adequate internal financial controls over financial reporting and such internal financial controls over financial reporting were operating effectively as at 31 March 2018, based on the internal control over financial reporting criteria established by the Company considering the essential components of internal control stated in the Guidance Note issued by the ICAI.

  
For Walker Chandio & Co LLP  
Chartered Accountants  
Firm's Registration No.: 001076N/N500013

  
per Adi P. Sethna  
Partner  
Membership No.: 108840

Place: Mumbai  
Date: 2 May 2018



**Dasve Convention Center Limited**  
**Balance Sheet as at 31 March 2018**

Particulars	Note No.	As at 31 March 2018 (₹ lakhs)	As at 31 March 2017 (₹ lakhs)
<b>ASSETS</b>			
<b>Non-current assets</b>			
Property, plant and equipment	3	6,267.49	6,800.09
Intangible assets	3A	0.04	0.12
Financial assets			
Other financial assets	4	96.95	92.30
Income tax assets (net)	5	51.37	
Other non-current assets	6	1.97	2.22
<b>Total non-current assets</b>		<b>6,417.82</b>	<b>6,894.73</b>
<b>Current assets</b>			
Inventories	7	15.96	11.35
Financial assets			
Trade receivable	8	67.50	8.08
Cash and cash equivalents	9	3.40	24.24
Income tax assets (net)	5		43.68
Other current assets	6	11.05	39.17
<b>Total current assets</b>		<b>97.91</b>	<b>126.52</b>
<b>TOTAL ASSETS</b>		<b>6,515.73</b>	<b>7,021.25</b>
<b>EQUITY AND LIABILITIES</b>			
<b>Equity</b>			
Equity share capital	10 A	5.00	5.00
Instruments entirely equity in nature	10 B	51.78	51.78
Other equity		(7,424.83)	(6,614.71)
<b>Total equity</b>		<b>(7,368.05)</b>	<b>(6,557.93)</b>
<b>Non-current liabilities</b>			
Provisions	11	4.47	6.21
<b>Total non-current liabilities</b>		<b>4.47</b>	<b>6.21</b>
<b>Current liabilities</b>			
Financial liabilities			
Borrowings	12	898.69	803.19
Trade payables	13	12,770.80	12,595.99
Other financial liabilities	14	140.05	101.44
Other current liabilities	15	67.87	70.08
Provisions	11	1.90	2.27
<b>Total current liabilities</b>		<b>13,879.31</b>	<b>13,572.96</b>
<b>TOTAL EQUITY AND LIABILITIES</b>		<b>6,515.73</b>	<b>7,021.24</b>


Notes 1 to 32 form an integral part of the financial statements

This is the Balance Sheet referred to in our audit report of even date.

For Walker Chandiook & Co LLP  
Chartered Accountants  
Firm Registration No: 001076N/N500013

Adi P. Sethna  
Partner  
Membership No.: 108840

Place : Mumbai  
Date : 2 May 2018



For and on behalf of the Board of Directors

Praveen Sood  
Director  
DIN 00018013

Place : Mumbai  
Date : 2 May 2018

Avinash Harde  
Director  
DIN 06981622




**Dasve Convention Center Limited**  
**Statement of Profit and Loss for the year ended 31 March 2018**

Particulars	Note No.	Year ended 31 March 2018 (₹ lakhs)	Year ended 31 March 2017 (₹ lakhs)
<b>Income</b>			
Revenue from operations	16	526.96	497.91
Other income	17	5.16	16.88
<b>Total income</b>		<b>532.12</b>	<b>514.79</b>
<b>Expenses</b>			
Cost of material consumed	18	89.14	71.53
Employee benefits expense	19	190.03	244.33
Finance cost	20	142.43	117.04
Depreciation and amortisation expenses	3	532.68	513.59
Impairment of asset		-	(184.40)
Other expenses	21	390.50	412.16
<b>Total expenses</b>		<b>1,344.78</b>	<b>1,174.25</b>
<b>Loss before tax</b>		<b>(812.66)</b>	<b>(659.46)</b>
Tax expenses			
Current tax		-	-
Deferred tax		-	-
<b>Loss for the year (A)</b>		<b>(812.66)</b>	<b>(659.46)</b>
<b>Other comprehensive income (OCI)</b>			
<b>Items not to be reclassified subsequently to profit or loss:</b>			
Re-measurement gains/ (losses) on defined benefit plans		2.54	2.64
Income tax effect		-	-
<b>Other comprehensive income/(loss) for the year, net of tax (B)</b>		<b>2.54</b>	<b>2.64</b>
<b>Total comprehensive loss for the year, net of tax (A+B)</b>		<b>(810.12)</b>	<b>(656.82)</b>
<b>Loss per equity share of nominal value of ₹ 10 each</b>			
Basic and diluted (in ₹)	24	(1,625.32)	(1,318.92)


Notes 1 to 32 form an integral part of the financial statements

This is the Statement of Profit and Loss referred to in our audit report of even date


For **Walker Chandlok & Co LLP**  
Chartered Accountants  
Firm Registration No: 001076N/N500013


  
**Adi P. Sethia**  
Partner  
Membership No.: 108840

Place : Mumbai  
Date : 2 May 2018



For and on behalf of the Board of Directors

  
**Praveen Sood**  
Director  
DIN 00018013

  
**Avinash Harde**  
Director  
DIN 06981622

Place : Mumbai  
Date : 2 May 2018



**Dasve Convention Center Limited**  
**Cash Flow Statement for the year ended 31 March 2018**

Particulars	Year ended 31 March 2018 (₹ lakhs)	Year ended 31 March 2017 (₹ lakhs)
<b>Cash flows from operating activities</b>		
Loss before tax	(812.66)	(659.46)
Adjustment for:		
- Interest expense	137.86	112.05
- Impairment loss	32.60	(184.32)
- Depreciation and amortisation	532.68	513.59
- Interest received	(5.16)	(4.85)
- Gain on foreign currency translation	11.83	
<b>Operating loss before working capital changes</b>	<b>(102.85)</b>	<b>(222.99)</b>
<b>Changes in working capital</b>		
Decrease in other financial assets		(4.35)
(Increase) / decrease in non other current assets	0.25	(2.01)
(Increase) / decrease in inventories	(4.60)	2.06
(Increase) / decrease in trade receivables	(61.26)	59.09
(Increase) / decrease in other current assets	(2.65)	5.53
Increase / (decrease) in provisions	0.43	(3.08)
Increase in trade payables	162.98	175.05
Increase / (decrease) in other financial liabilities	10.03	(25.69)
Decrease in other current liabilities	(15.99)	(0.47)
<b>Operating loss after working capital changes</b>	<b>(13.67)</b>	<b>(16.86)</b>
Direct taxes paid (net of refund)	(7.18)	6.38
<b>Net cash used in operating activities (A)</b>	<b>(20.85)</b>	<b>(10.48)</b>
<b>Cash flows from investing activities</b>		
Purchase of property, plant and equipment	-	(0.38)
Interest received	-	4.85
<b>Net cash generated from investing activities (B)</b>	<b>-</b>	<b>4.47</b>
<b>Cash flows from financing activities</b>		
<b>Net cash generated from financing activities (C)</b>	<b>-</b>	<b>-</b>
<b>Decrease in cash and cash equivalents during the year (A+B+C)</b>	<b>(20.85)</b>	<b>(6.01)</b>
Cash and cash equivalents at beginning of the year	24.24	30.25
<b>Cash and cash equivalents at end of the year</b>	<b>3.40</b>	<b>24.24</b>

**Note :**


The cash flow statement has been prepared under the indirect method as set out in Indian Accounting Standard (Ind AS 7) statement of cash flows. Effective 1 April 2017, the Company adopted the amendment to Ind AS 7, which require the entities to provide disclosures that enable users of financial statements to evaluate changes in liabilities arising from financing activities, including both changes arising from cash flows and non-cash changes, suggesting inclusion of a reconciliation between the opening and closing balances in the Balance Sheet for liabilities arising from financing activities, to meet the disclosure requirement. The adoption of amendment did not have any material impact on the financial statements.

Notes 1 to 32 form an integral part of the financial statements

This is the Cash Flow Statement referred to in our audit report of even date.

For Walker Chandiook & Co LLP  
Chartered Accountants  
Firm Registration No: 001076N/N500013

Adi P. Sethna  
Partner  
Membership No.: 108840




Place : Mumbai  
Date : 2 May 2018

For and on behalf of the Board of Directors

Praveen Sood  
Director  
DIN 00018013

Avinash Harde  
Director  
DIN 06981622



Place : Mumbai  
Date : 2 May 2018

**Dasve Convention Center Limited**  
**Statement of Changes in Equity for the year ended 31 March 2018**

**A. Equity share capital**

Particulars	Number	(₹ in lakhs)
Equity shares of ₹ 10 each issued, subscribed and paid		
As at 31 March 2016	50,000	5.00
Issue of equity shares	-	-
As at 31 March 2017	50,000	5.00
Issue of equity shares	-	-
As at 31 March 2018	50,000	5.00

**B. Instruments entirely equity in nature (also refer note 10B)**

Particulars	Number	(₹ in lakhs)
0.001% cumulative convertible preference shares of ₹ 10 each issued, subscribed and paid		
As at 31 March 2016	517,828	51.78
Issue of shares during the year	-	-
As at 31 March 2017	517,828	51.78
Issue of shares during the year	-	-
As at 31 March 2018	517,828	51.78

**B. Other equity**

(₹ in lakhs)

Particulars	Reserve and Surplus		Other comprehensive income (OCI)	Total
	Securities premium reserve	Retained earnings	Net gain on fair value of defined benefit plans	
Balance as at 31 March 2016	5,126.50	(11,084.60)	0.21	(5,957.89)
Loss for the year	-	(659.46)	-	(659.46)
Other comprehensive income	-	-	2.64	2.64
Balance as at 31 March 2017	5,126.50	(11,744.06)	2.85	(6,614.71)
Loss for the year	-	(812.66)	-	(812.66)
Other comprehensive income	-	-	2.54	2.54
Balance as at 31 March 2018	5,126.50	(12,556.72)	5.39	(7,424.83)

**Nature and purpose of reserves**

**i) Securities premium reserve**

Securities premium is used to record the premium on issue of shares. The reserve will be utilised in accordance with the provisions of the Companies Act, 2013.

**ii) Gain/(loss) on fair value of defined benefit plans**

The Company has recognised remeasurement gains/ (loss) on defined benefit plans in OCI. These changes are accumulated within the OCI reserve within other equity. The Company transfers amounts from this reserve to retained earnings when the relevant obligations are derecognised.


**iii) Instruments entirely equity in nature**

This represents the equity component of cumulative convertible preference shares issued by the Holding company; wherein on conversion the fixed number of equity shares has been specified. Post such conversion the same will be transferred to equity.


Notes 1 to 32 form an integral part of the financial statements

This is the Statement of Changes in Equity referred to in our audit report of even date.

For Walker Chandio & Co LLP  
Chartered Accountants  
Firm Registration No: 001076N/N500013


  
**Adi P. Sethna**  
Partner  
Membership No.: 108840

Place: Mumbai  
Date: 2 May 2018




For and on behalf of the Board of Directors

  
**Praveen Sood**  
Director  
DIN 00018013

  
**Avinash Harde**  
Director  
DIN 06981622

Place: Mumbai  
Date: 2 May 2018



**Dasve Convention Center Limited**

**Summary of significant accounting policies and other explanatory information to the financial statements for the year ended 31 March 2018**

**1 Corporate information**

Dasve Convention Center Limited ("the Company") is a public limited company incorporated and domiciled in India and providing Hospitality Services at Lavasa, Maharashtra, India. The company was incorporated in 2008 and having its registered office in Mumbai, India. The financial statement of the Company for the year ended 31 March 2018 were authorised for issue in accordance with resolution of the Board of Directors on 2 May 2018.

**2 Significant accounting policies**

**i) Basis of preparation**

The financial statements of the Company have been prepared to comply in all material respects with the Indian Accounting Standards ("Ind AS") notified under the Companies (Accounting Standards) Rules, 2015.

The financial statements have been prepared under the historical cost convention with the exception of certain financial assets and liabilities which have been measured at fair value, on an accrual basis of accounting.

All the assets and liabilities have been classified as current or non-current as per the Company's normal operating cycle and other criteria set out in Schedule III to the Companies Act, 2013 ("the Act"). Based on the nature of products and time between the acquisition of assets for processing and their realization in cash or cash equivalents, the Company has ascertained its operating cycle as twelve months for the purpose of current / non-current classification of assets and liabilities.

The Company's financial statements are reported in Indian Rupees, which is also the Company's functional currency, and all values are rounded to the nearest lakhs (INR 00,000), except when otherwise indicated.

**ii) Accounting estimates**

The preparation of the financial statements, in conformity with the recognition and measurement principles of Ind AS, requires the management to make estimates and assumptions that affect the reported amounts of assets and liabilities and disclosure of contingent liabilities as at the date of financial statements and the results of operation during the reported period. Although these estimates are based upon management's best knowledge of current events and actions, actual results could differ from these estimates which are recognised in the period in which they are determined.

**Estimates and assumptions**

The key assumptions concerning the future and other key sources of estimation uncertainty at the reporting date, that have a significant risk of causing a material adjustment to the carrying amounts of assets and liabilities within the next financial year, are described below. The Company based its assumptions and estimates on parameters available when the financial statements were prepared. Existing circumstances and assumptions about future developments, however, may change due to market changes or circumstances arising that are beyond the control of the Company. Such changes are reflected in the financial statements in the period in which changes are made and, if material, their effects are disclosed in the notes to the financial statements.

**iii) Property, plant and equipment (Tangible Assets)**

Property, plant and equipment are stated at cost of acquisition including attributable interest and finance costs, if any, till the date of acquisition/ installation of the assets less accumulated depreciation and accumulated impairment losses, if any. Subsequent expenditure relating to property, plant and equipment is capitalised only when it is probable that future economic benefits associated with the item will flow to the Company and the cost of the item can be measured reliably. All other repairs and maintenance costs are charged to the Statement of Profit and Loss as incurred. The cost and related accumulated depreciation are eliminated from the financial statements, either on disposal or when retired from active use and the resultant gain or loss are recognised in the Statement of Profit and Loss.

Capital work-in-progress, representing expenditure incurred in respect of assets under development and not ready for their intended use, are carried at cost. Cost includes related acquisition expenses, construction cost, related borrowing cost and other direct expenditure.

**iv) Intangible assets**

Intangible assets comprise of implementation cost for software and other application software acquired / developed for in-house use. These assets are stated at cost, only when it is probable that future economic benefits associated with the item will flow to the Company and the cost of the item can be measured reliably, less accumulated amortisation and accumulated impairment losses, if any.

**v) Depreciation and amortisation**

Building and sheds : 20 years  
Plant and equipment : 5-15 years  
Computers : 6 years  
Furniture and fixtures : 5 years

For the above classes of assets, based on internal assessment, management believes that the useful life as given above represents the period over which it expects to use these assets. The useful lives have been determined based on technical evaluation carried out by the management's expert, in order to reflect the actual usage of the assets. The asset's useful lives are reviewed and adjusted, if appropriate, at the end of each reporting period. Hence the useful lives of these assets are different from the useful lives as prescribed under Part C of Schedule II to the Act.



**vi) Financial Instruments**

A financial instrument is any contract that gives rise to a financial asset of one entity and a financial liability or equity instrument of another entity.

**a) Financial Assets**

**Initial recognition:**

In the case of financial assets, not recorded at fair value through profit or loss (FVPL), financial assets are recognised initially at fair value plus transaction costs that are directly attributable to the acquisition of the financial asset. Purchases or sales of financial assets that require delivery of assets within a time frame established by regulation or convention in the market place (regular way trades) are recognised on the trade date, i.e., the date that the Company commits to purchase or sell the asset.



**Dasve Convention Center Limited**

**Summary of significant accounting policies and other explanatory information to the financial statements for the year ended 31 March 2018**

**Subsequent measurement:**

For purposes of subsequent measurement, financial assets are classified in following categories:

**Financial Assets measured at Amortized Cost:**

Financial assets are subsequently measured at amortised cost if these financial assets are held within a business model with an objective to hold these assets in order to collect contractual cash flows and the contractual terms of the financial asset give rise on specified dates to cash flows that are solely payments of principal and interest on the principal amount outstanding. Interest income from these financial assets is included in finance income using the Effective Interest Rate ("EIR") method. Impairment gains or losses arising on these assets are recognised in the Statement of Profit and Loss.

**Financial assets at Fair Value through Other Comprehensive Income (FVTOCI):**

Financial assets are measured at FVTOCI, if these financial assets are held within a business model with an objective to hold these assets in order to collect contractual cash flows or to sell these financial assets and the contractual terms of the financial asset give rise on specified dates to cash flows that are solely payments of principal and interest on the principal amount outstanding. Movements in the carrying amount are taken through OCI, except for the recognition of impairment gains or losses, interest revenue and foreign exchange gains and losses which are recognised in the Statement of Profit and Loss.

**Financial Asset are measured at Fair Value through Profit or Loss (FVTPL)**

Financial assets are measured at fair value through profit or loss if it does not meet the criteria for classification as measured at amortised cost or at fair value through other comprehensive income. All fair value changes are recognised in the Statement of Profit and Loss.

**Derecognition of financial assets**

The Company de-recognises a financial asset only when the contractual rights to the cash flows from the asset expire, or it transfers the financial asset and substantially all risks and rewards of ownership of the asset to another entity.

If the Company neither transfers nor retains substantially all the risks and rewards of ownership and continues to control the transferred asset, the Company recognizes its retained interest in the assets and an associated liability for amounts it may have to pay.

If the Company retains substantially all the risks and rewards of ownership of a transferred financial asset, the Company continues to recognise the financial asset and also recognises a collateralised borrowing for the proceeds received.

**Impairment of Financial Assets**

In accordance with Ind AS 109, the Company applies the Expected Credit Loss ("ECL") model for measurement and recognition of impairment loss on financial assets and credit risk exposures.

The Company follows 'simplified approach' for recognition of impairment loss allowance on trade receivables. Simplified approach does not require the Company to track changes in credit risk. Rather, it recognises impairment loss allowance based on lifetime ECL at each reporting date, right from its initial recognition.

For recognition of impairment loss on other financial assets and risk exposure, the Company determines that whether there has been a significant increase in the credit risk since initial recognition. If credit risk has not increased significantly, 12-month ECL is used to provide for impairment loss. However, if credit risk has increased significantly, lifetime ECL is used. If, in a subsequent period, credit quality of the instrument improves such that there is no longer a significant increase in credit risk since initial recognition, then the entity reverts to recognising impairment loss allowance based on 12-month ECL.

ECL is the difference between all contractual cash flows that are due to the group in accordance with the contract and all the cash flows that the entity expects to receive (i.e., all cash shortfalls), discounted at the original EIR. Lifetime ECL are the expected credit losses resulting from all possible default events over the expected life of a financial instrument. The 12-month ECL is a portion of the lifetime ECL which results from default events that are possible within 12 months after the reporting date.

ECL impairment loss allowance (or reversal) recognised during the period is recognised as expense/income in the Statement of Profit and Loss.

**vii) Impairment of non-financial assets**

As at each Balance Sheet date, the Company assesses whether there is an indication that a non-financial asset may be impaired and also whether there is an indication of reversal of impairment loss recognised in the previous periods. If any indication exists, or when annual impairment testing for an asset is required, the Company determines the recoverable amount and impairment loss is recognised when the carrying amount of an asset exceeds its recoverable amount.

Recoverable amount is determined:

- In case of an individual asset, at the higher of the assets' fair value less cost to sell and value in use; and
- In case of cash generating unit (a group of assets that generates identified, independent cash flows), at the higher of cash generating unit's fair value less cost to sell and value in use.


In assessing value in use, the estimated future cash flows are discounted to their present value using pre-tax discount rate that reflects current market assessments of the time value of money and risk specified to the asset. In determining fair value less cost to sell, recent market transaction are taken into account. If no such transaction can be identified, an appropriate valuation model is used.

Impairment losses of continuing operations, including impairment on inventories, are recognised in the Statement of Profit and Loss, except for properties previously revalued with the revaluation taken to OCI. For such properties, the impairment is recognised in OCI up to the amount of any previous revaluation.

When the Company considers that there are no realistic prospects of recovery of the asset, the relevant amounts are written off. If the amount of impairment loss subsequently decreases and the decrease can be related objectively to an event occurring after the impairment was recognised, then the previously recognised impairment loss is reversed through the Statement of Profit and Loss.

**b) Equity Instruments and Financial Liabilities**

Financial liabilities and equity instruments issued by the Company are classified according to the substance of the contractual arrangements entered into and the definitions of a financial liability and an equity instrument.



**Dasve Convention Center Limited**

**Summary of significant accounting policies and other explanatory information to the financial statements for the year ended 31 March 2018**

**Equity Instruments**

An equity instrument is any contract that evidences a residual interest in the assets of the Company after deducting all of its liabilities. Equity instruments which are issued for cash are recorded at the proceeds received, net of direct issue costs. Equity instruments which are issued for consideration other than cash are recorded at fair value of the equity instrument.

**Financial Liabilities**

**Initial recognition**

Financial liabilities are classified, at initial recognition, as financial liabilities at FVPL, loans and borrowings and payables as appropriate. All financial liabilities are recognised initially at fair value and, in the case of loans and borrowings and payables, net of directly attributable transaction costs.

**Subsequent measurement:**

The measurement of financial liabilities depends on their classification, as described below:

**Financial Liabilities at Amortised Cost**

After initial recognition, interest-bearing loans and borrowings are subsequently measured at amortised cost using the EIR method. Any difference between the proceeds (net of transaction costs) and the settlement or redemption of borrowings is recognised over the term of the borrowings in the Statement of Profit and Loss.

Amortised cost is calculated by taking into account any discount or premium on acquisition and fees or costs that are an integral part of the EIR. The EIR amortisation is included as finance costs in the Statement of Profit and Loss.

Where the terms of a financial liability is re-negotiated and the Company issues equity instruments to a creditor to extinguish all or part of the liability (debt for equity swap), a gain or loss is recognised in the Statement of Profit and Loss; measured as a difference between the carrying amount of the financial liability and the fair value of equity instrument issued.

**Financial Liabilities at Fair Value through Profit or Loss (FVPL)**

Financial liabilities at FVPL include financial liabilities held for trading and financial liabilities designated upon initial recognition as at FVPL. Financial liabilities are classified as held for trading if they are incurred for the purpose of repurchasing in the near term. Gains or losses on liabilities held for trading are recognised in the Statement of Profit and Loss.

**De recognition of Financial Liabilities**

Financial liabilities are de-recognised when the obligation specified in the contract is discharged, cancelled or expired. When an existing financial liability is replaced by another from the same lender on substantially different terms, or the terms of an existing liability are substantially modified, such an exchange or modification is treated as de-recognition of the original liability and recognition of a new liability. The difference in the respective carrying amounts is recognised in the Statement of Profit and Loss.

**Offsetting Financial Instruments**

Financial assets and financial liabilities are offset and the net amount is reported in the Balance Sheet if there is a currently enforceable legal right to offset the recognised amounts and there is an intention to settle on a net basis to realise the assets and settle the liabilities simultaneously.

**Reclassification of Financial Assets**

The Company determines classification of financial assets or liabilities on initial recognition. After initial recognition, no re classification is made for financial assets which are categorised as equity instruments at FVTOCI and financial assets of liabilities that are specifically designated at FVTPL. For financial assets which are debt instruments, a reclassification is made only if there is a change in the business model for managing those assets. Changes to the business model are expected to be very frequent. The management determines change in the business model as a result of external or internal changes which are significant to the Company's operations. A change in the business model occurs when the Company either begins or ceases to perform an activity that is significant to its operations. If the Company reclassifies the financial assets, it applies the reclassification prospectively from the reclassification date which is the first day of the immediately next reporting period following the change in business model. The Company does not restate any previously recognised gains, losses (including impairment gains or losses) or interest.

**viii) Income tax**

Income tax comprises of current and deferred income tax. Income tax is recognised as an expense or income in the Statement of Profit and Loss, except to the extent it relates to items directly recognised in equity or in OCI.

**a) Current income tax**


Current income tax is recognised based on the estimated tax liability computed after taking credit for allowances and exemptions in accordance with the Income Tax Act, 1961. Current income tax assets and liabilities are measured at the amount expected to be recovered from or paid to the taxation authorities. The tax rates and tax laws used to compute the amount are those that are enacted or substantively enacted, at the reporting date.

**b) Deferred income tax**

Deferred tax is determined by applying the Balance Sheet approach. Deferred tax assets and liabilities are recognised for all deductible temporary differences between the financial statements' carrying amount of existing assets and liabilities and their respective tax base. Deferred tax assets and liabilities are measured using the enacted tax rates or tax rates that are substantively enacted at the Balance Sheet date. The effect on deferred tax assets and liabilities of a change in tax rates is recognised in the period that includes the enactment date. Deferred tax assets are only recognised to the extent that it is probable that future taxable profits will be available against which the temporary differences can be utilised. Such assets are reviewed at each Balance Sheet date to reassess realisation.

Deferred tax assets and liabilities are offset when there is a legally enforceable right to offset current tax assets and liabilities. Current tax assets and tax liabilities are offset where the entity has a legally enforceable right to offset and intends either to settle on a net basis, or to realise the asset and settle the liability simultaneously.

Minimum Alternative Tax ("MAT") credit is recognised as an asset only when and to the extent it is probable that the Company will pay normal income tax during the specified period.



**Dasve Convention Center Limited**

**Summary of significant accounting policies and other explanatory information to the financial statements for the year ended 31 March 2018**

**ix) Revenue recognition**

i) Revenue from sale of food and beverages including service charges is recognised at the point of sale when the services are rendered and no significant uncertainty exists regarding the amount of the consideration that will be derived from the sale of the food and beverages and regarding its collection. Revenue from services is recognised as and when services are rendered. Revenue from goods and services are accounted as net of taxes.

ii) Interest income is recognised on time proportionate at basis.

**x) Inventories**

Inventories which comprises of raw material and stock-in-trade are valued at lower of cost or net realisable value. Cost includes material cost, labour, direct expenses and related overheads. Cost is determined on weighted average basis. Net realisable value is estimated selling price in ordinary course of business less the estimated cost necessary to make the sale.

Raw materials and other supplies held for use in the production of finished products are not written down below cost except in cases where material prices have declined and it is estimated that the cost of the finished products will exceed their net realisable value. The comparison of cost and net realisable value is made on an item-by-item basis.

**xi) Employee benefits**

**Defined Contribution Plan**

Contributions to defined contribution schemes such as provident fund, employees' state insurance, labour welfare fund and superannuation scheme are charged as an expense based on the amount of contribution required to be made as and when services are rendered by the employees. The above benefits are classified as Defined Contribution Schemes as the Company has no further obligations beyond the monthly contributions.

**Defined Benefit Plan**

The Company also provides for gratuity which is a defined benefit plans, the liabilities of which is determined based on valuations, as at the balance sheet date, made by an independent actuary using the projected unit credit method. Re-measurement, comprising of actuarial gains and losses, in respect of gratuity are recognised in the OCI, in the period in which they occur. Re-measurement recognised in OCI are not reclassified to the Statement of Profit and Loss in subsequent periods. Past service cost is recognised in the Statement of Profit and Loss in the period of plan amendment or curtailment. The classification of the Company's obligation into current and non-current is as per the actuarial valuation report.

**Short-term Benefits**

Short-term employee benefits such as salaries, wages, performance incentives etc. are recognised as expenses at the undiscounted amounts in the Statement of Profit and Loss of the period in which the related service is rendered. Expenses on non-accumulating compensated absences is recognised in the period in which the absences occur.

**Leave entitlement and compensated absences**

Accumulated leave which is expected to be utilised within next twelve months, is treated as short-term employee benefit. Leave entitlement, other than short term compensated absences, are provided based on a actuarial valuation, similar to that of gratuity benefit. Re-measurement, comprising of actuarial gains and losses, in respect of leave entitlement are recognised in the Statement of Profit and Loss in the period in which they occur.

**xii) Borrowing costs**

Borrowing costs consist of interest and other costs that the Company incurs in connection with the borrowing of funds. Also, the EIR amortisation is included in finance costs.

Borrowing costs relating to acquisition, construction or production of a qualifying asset which takes substantial period of time to get ready for its intended use are added to the cost of such asset to the extent they relate to the period till such assets are ready to be put to use. All other borrowing costs are expensed in the Statement of Profit and Loss in the period in which they occur.

**xiii) Provisions, Contingent Liabilities and Contingent Assets**

A provision is recognised when the Company has a present obligation (legal or constructive) as a result of past events and it is probable that an outflow of resources embodying economic benefits will be required to settle the obligation, in respect of which a reliable estimate can be made of the amount of obligation. Provisions (excluding gratuity and compensated absences) are determined based on management's estimate required to settle the obligation at the Balance Sheet date. In case the time value of money is material, provisions are discounted using a current pre-tax rate that reflects the risks specific to the liability. When discounting is used, the increase in the provision due to the passage of time is recognised as a finance cost. These are reviewed at each Balance Sheet date and adjusted to reflect the current management estimates.

Contingent liabilities are disclosed in respect of possible obligations that arise from past events, whose existence would be confirmed by the occurrence or non-occurrence of one or more uncertain future events not wholly within the control of the Company. A contingent liability also arises, in rare cases, where a liability cannot be recognised because it cannot be measured reliably.

Contingent assets are disclosed where an inflow of economic benefit is probable.

**xiv) Earning Per Share**

Basic earnings per share is computed by dividing the net profit or loss for the period attributable to the equity shareholders of the Company by the weighted average number of equity shares outstanding during the period. The weighted average number of equity shares outstanding during the period and for all periods presented is adjusted for events, such as bonus shares, other than the conversion of potential equity shares, that have changed the number of equity shares outstanding, without a corresponding change in resources.


**xv) Foreign currency transactions**

**a) Initial recognition**

Foreign currency transactions are initially recorded in the reporting currency, by applying to the foreign currency amount the exchange rate between the reporting currency and the foreign currency at the date of the transaction. However, for practical reasons, the Company uses a monthly average rate if the average rate approximate the actual rate at the date of the transactions.

**b) Conversion**

Monetary assets and liabilities denominated in foreign currencies are reported using the closing rate at the reporting date. Non-monetary items which are carried in terms of historical cost denominated in a foreign currency are reported using the exchange rate at the date of the transaction.





**Dasve Convention Center Limited**

**Summary of significant accounting policies and other explanatory information to the financial statements for the year ended 31 March 2018**

**c) Treatment of exchange difference**

Exchange differences arising on settlement/ restatement of short-term foreign currency monetary assets and liabilities of the Company are recognised as income or expense in the Statement of Profit and Loss.

On transition to Ind AS, the Company has opted to continue with the accounting for exchange differences arising on long-term foreign currency monetary items, outstanding as on the transition date, as per previous GAAP. Exchange differences arising on long-term foreign currency monetary items related to acquisition of a fixed asset are capitalised and depreciated over the remaining useful life of the asset and exchange differences arising on other long-term foreign currency monetary items are accumulated in the "Foreign Currency Monetary Translation Account" and amortised over the remaining life of the concerned monetary item.

**xvi) Lease**

Leases, where the lessor effectively retains substantially all the risks and benefits of ownership over the leased term, are classified as operating leases. Operating lease payments are recognised as an expense in the Statement of Profit and Loss on a straight-line basis over the lease term except where the lease payments are structured to increase in line with expected general inflation. Assets acquired on finance lease are capitalised at fair value or present value of minimum lease payment at the inception of the lease, whichever is lower.


**xvii) Cash and cash equivalents**

Cash and cash equivalents in the Balance Sheet comprises of cash at banks and on hand and short-term deposits with an original maturity of three month or less, which are subject to an insignificant risk of changes in value.

**xviii) Segmental reporting**

Operating segments are reported in a manner consistent with the internal reporting provided to the chief operating decision maker. The chief operating decision maker regularly monitors and reviews the operating result of the whole Company as one segment of "Hotel and Hospitality". Thus, as defined in Ind AS 108 "Operating Segments", the Company's entire business falls under this one operational segment.

-----Space intentionally left blank----->



**Dasve Convention Center Limited**

Summary of significant accounting policies and other explanatory information to the financial statements for the year ended 31 March 2018



**3 Property, plant and equipment**

(₹ in lakhs)

Particulars	Leasehold improvements	Building and sheds	Plant and equipment	Furniture and fixtures	Computers	Total
<b>Gross carrying value</b>						
As at 31 March 2016	155.90	11,000.00	2,556.66	404.15	105.63	14,222.34
Additions	-	-	-	-	0.38	0.38
Deductions/ disposals	-	-	-	-	-	-
<b>As at 31 March 2017</b>	<b>155.90</b>	<b>11,000.00</b>	<b>2,556.66</b>	<b>404.15</b>	<b>106.01</b>	<b>14,222.72</b>
Additions	-	-	-	-	-	-
Deductions/ disposals	-	-	-	-	-	-
<b>As at 31 March 2018</b>	<b>155.90</b>	<b>11,000.00</b>	<b>2,556.66</b>	<b>404.15</b>	<b>106.01</b>	<b>14,222.72</b>
<b>Accumulated depreciation/impairment</b>						
As at 31 March 2016	121.70	4,118.72	2,406.42	375.95	103.75	7,126.54
Depreciation charge for the year	2.38	480.05	22.73	7.30	0.83	513.29
Additional / (reversal) of Impairment for the year	(6.97)	(87.56)	(116.54)	(5.75)	(0.38)	(217.20)
<b>As at 31 March 2017</b>	<b>117.11</b>	<b>4,511.21</b>	<b>2,312.61</b>	<b>377.50</b>	<b>104.20</b>	<b>7,422.63</b>
Depreciation/ amortisation charge for the year	2.90	486.61	35.47	6.90	0.72	532.60
Additional / (reversal) of Impairment for the year	-	-	-	-	-	-
<b>As at 31 March 2018</b>	<b>120.01</b>	<b>4,997.82</b>	<b>2,348.08</b>	<b>384.40</b>	<b>104.92</b>	<b>7,955.23</b>
<b>Net carrying value</b>						
As at 31 March 2018	35.89	6,002.18	208.58	19.75	1.09	6,267.49
As at 31 March 2017	38.79	6,488.79	244.05	26.65	1.81	6,800.09

**3A Intangible assets**


Particulars	Computer software	Total
<b>Gross carrying value</b>		
As at 31 March 2016	8.84	8.84
Additions	-	-
Deductions/ disposals	-	-
<b>As at 31 March 2017</b>	<b>8.84</b>	<b>8.84</b>
Additions	-	-
Deductions/ disposals	-	-
<b>As at 31 March 2018</b>	<b>8.84</b>	<b>8.84</b>
<b>Accumulated amortisation</b>		
As at 31 March 2016	8.50	8.50
Depreciation charge for the year	0.29	0.29
Additional / (reversal) of Impairment for the year	(0.07)	(0.07)
<b>As at 31 March 2017</b>	<b>8.72</b>	<b>8.72</b>
Depreciation/ amortisation charge for the year	0.08	0.08
Accumulated depreciation/ amortisation on disposals	-	-
Additional / (reversal) of Impairment for the year	-	-
<b>As at 31 March 2018</b>	<b>8.80</b>	<b>8.80</b>
<b>Net carrying value</b>		
As at 31 March 2018	0.04	0.04
As at 31 March 2017	0.12	0.12



**Dasve Convention Center Limited**

**Summary of significant accounting policies and other explanatory information to the financial statement for the year ended 31 March 2018**

	As at 31 March 2018 (₹ lakhs)	As at 31 March 2017 (₹ lakhs)
<b>4 Other financial assets</b>		
Non-current		
Fixed deposits with bank held as margin money (Maturity with more than 12 months)	73.92	69.27
Security deposits	23.03	23.03
<b>Total Other financial assets</b>	<b>96.95</b>	<b>92.30</b>
<b>5 Income tax assets (net)</b>		
i. The following table provides the details of Income tax assets and liabilities:		
Income tax assets	51.37	43.68
Current income tax liabilities	-	-
<b>Net balance</b>	<b>51.37</b>	<b>43.68</b>
ii. The gross movement in the current tax asset/ (liability) for the year ended is as follows:		
Net current income tax asset at the beginning	43.68	50.06
Income tax paid (net of refund)	7.69	(6.38)
Current income tax expense	-	-
Income tax on other comprehensive income	-	-
<b>Net current income tax asset at the end</b>	<b>-</b>	<b>43.68</b>
<b>Net non-current Income tax asset at the end</b>	<b>51.37</b>	<b>-</b>
iii. Income tax expense in the Statement of Profit and Loss comprises:		
Current Income taxes	-	-
Deferred income taxes	-	-
<b>Income tax expenses (net)</b>	<b>-</b>	<b>-</b>
iv. A reconciliation of the income tax provision to the amount computed by applying the statutory income tax rate to the profit/(loss) before Income taxes is as below:		
Profit/(loss) before Income tax	(812.66)	(659.46)
Enacted tax rates in India	25.75%	29.87%
<b>Computed expected tax expense</b>	<b>-</b>	<b>-</b>
Tax expense of jointly controlled operations	-	-
Effect of expenses not allowed for tax purpose	-	-
Effect of income not considered for tax purpose	-	-
<b>v. Components of deferred income tax assets and liabilities arising on account of temporary differences are:</b>		
Deferred Income tax assets	-	-
Deferred tax liabilities	-	-
<b>Total deferred tax assets (net)</b>	<b>-</b>	<b>-</b>
<b>6 Other assets</b>		
Non-current		
Prepaid expenses	1.97	2.22
<b>Total Other non-current assets</b>	<b>1.97</b>	<b>2.22</b>
Current		
Advances to suppliers		
- Unsecured, considered good	2.30	31.96
- Unsecured, considered doubtful	30.77	-
Prepaid expenses	6.15	5.30
Balances with government authorities	2.60	1.91
	<b>41.82</b>	<b>39.17</b>
Less: Allowance for doubtful advances	(30.77)	-
<b>Total Other current assets</b>	<b>11.05</b>	<b>39.17</b>





**Dasve Convention Center Limited**

**Summary of significant accounting policies and other explanatory information to the financial statement for the year ended 31 March 2018**

	As at 31 March 2018 (₹ lakhs)	As at 31 March 2017 (₹ lakhs)
<b>7 Inventories</b>		
Finished goods	15.96	11.35
<b>Total Inventories</b>	<b>15.96</b>	<b>11.35</b>
<b>8 Trade receivables (unsecured, considered good)**</b>		
Trade receivables		
- Considered good		
- Related parties (refer note 23)	1.95	1.65
- Others	65.55	6.43
- Considered doubtful		
- Related parties (refer note 23)	1.83	-
- Others	28.63	28.63
	<b>97.96</b>	<b>36.71</b>
Less: Allowance for doubtful debts	(30.46)	(28.63)
<b>Total Trade receivables</b>	<b>67.50</b>	<b>8.08</b>
**No trade or other receivable are due from directors or other officers of the company either severally or jointly with any other person, nor any trade or other receivable are due from firms or private companies respectively in which any director is a partner, a director or a member.		
<b>9 Cash and cash equivalents</b>		
Balances with banks	2.96	23.57
Cash on hand	0.45	0.67
<b>Total Cash and cash equivalents</b>	<b>3.40</b>	<b>24.24</b>

←-----Space left blank intentionally-----→





**Dasve Convention Center Limited**

**Summary of significant accounting policies and other explanatory information to the financial statement for the year ended 31 March 2018**

	As at 31 March 2018 (₹ lakhs)	As at 31 March 2017 (₹ lakhs)
<b>11 Provisions</b>		
<b>Non-current</b>		
Provision for employee benefits (refer note 28)		
- Gratuity	4.47	6.21
<b>Total non-current provisions</b>	<b>4.47</b>	<b>6.21</b>
<b>Current</b>		
Provision for employee benefits (refer note 28)		
Gratuity	0.10	0.21
Compensated absences	1.80	2.06
<b>Total current provisions</b>	<b>1.90</b>	<b>2.27</b>
<b>Total provisions</b>	<b>6.37</b>	<b>8.48</b>
<b>12 Borrowings</b>		
<b>Current</b>		
Inter Corporate Deposits from related parties* (refer note 23)	898.69	803.19
Inter corporate deposits taken at an effective interest rate of 14.5%		
<b>Total Current borrowings</b>	<b>898.69</b>	<b>803.19</b>
*repayable on demand		
<b>13 Trade payables</b>		
Total outstanding dues of Micro Enterprises and Small Enterprises (refer note (a) below)		
Total outstanding dues of creditors other than Micro Enterprises and Small Enterprises		
- due to related parties (refer note 23)	12,050.15	12,181.76
- others	720.65	414.23
<b>Total Trade payables</b>	<b>12,770.80</b>	<b>12,595.99</b>
a) There are no Micro and Small Enterprises, to whom the Company owes dues and which are outstanding as at 31 March 2018. This information as required to be disclosed under the Micro Small and Medium Enterprises Development Act (MSMED) Act, 2006 has been determined to the extent such parties have been identified on the basis of information available with the Company. There is no interest paid or payable during the year.		
<b>14 Other financial liabilities</b>		
Interest accrued and due on borrowing (refer note 23)	117.28	95.51
Retention deposit payables	5.93	5.93
Bank overdraft	7.40	-
Employee dues payable	9.44	-
<b>Total Other financial liabilities</b>	<b>140.05</b>	<b>101.44</b>
<b>15 Other current liabilities</b>		
Statutory dues payable	64.50	60.01
Booking advances	3.37	10.07
<b>Total Other current liabilities</b>	<b>67.87</b>	<b>70.08</b>

← Space left blank intentionally →



**Dasve Convention Center Limited**  
**Summary of significant accounting policies and other explanatory information to the financial statements for the year ended 31 March 2018**

	As at 31 March 2018 (₹ lakhs)	As at 31 March 2017 (₹ lakhs)
<b>10. A Authorised share capital</b>		
<b>Equity share capital</b>		
200,000 (31 March 2017 : 200,000 ) equity shares of ₹ 10 each	20.00	20.00
<b>Total equity share capital</b>	<b>20.00</b>	<b>20.00</b>
<b>Cumulative convertible preference shares</b>		
<b>0.001% cumulative convertible preference shares</b>		
570,000 (31 March 2017 : 570,000) 0.001% cumulative convertible preference shares of ₹10 each	57.00	57.00
<b>Total cumulative convertible preference share capital</b>	<b>57.00</b>	<b>57.00</b>
<b>a) Issued, subscribed and paid up</b>		
50,000 (31 March 2017 : 50,000 ) equity shares of ₹ 10 each fully paid up	5.00	5.00
<b>Total issued, subscribed and paid up</b>	<b>5.00</b>	<b>5.00</b>

**b) Reconciliation of equity shares outstanding at the beginning and at the end of the reporting year**

Equity shares	As at 31 March 2018 (₹ lakhs)		As at 31 March 2017 (₹ lakhs)	
	No of shares	₹ in lakhs	No of shares	₹ in lakhs
At the beginning of the year	50,000	5.00	50,000	5.00
Shares issued during the year	-	-	-	-
At the end of the year	50,000	5.00	50,000	5.00

**c) Details of shareholders holding more than 5% of shares of the Company and shares held by Holding & Ultimate H**

Equity shares	As at 31 March 2018 (₹ lakhs)		As at 31 March 2017 (₹ lakhs)	
	No of shares	% holding	No of shares	% holding
<b>Equity shares of ₹ 10 each fully paid</b>				
Lavasa Corporation Limited (Holding company)	50,000	100.00%	50,000	100.00%

**d) Bonus share/buy back/shares for consideration other than cash issued during past five years :**

The Company has neither issued any bonus shares, shares issued for consideration other than cash nor has there been any buy back of shares during five years from reporting date.

**e) Rights and restriction attached to equity shareholders :**

The Company has only one class of equity shares having face value as ₹ 10 each. Every holder of equity shares is entitled to one vote per share. In the event of liquidation of the Company, the holders of equity shares will be entitled to receive any of the remaining assets of the Company, after distribution of all preferential amounts. Any dividend proposed by the Board of Directors is subject to the approval of shareholders in the ensuing Annual General Meeting.

**10. B Instrument entirely equity in nature - cumulative convertible preference shares**

	As at 31 March 2018 (₹ lakhs)	As at 31 March 2017 (₹ lakhs)
<b>a) Issued, subscribed and paid up share capital</b>		
5,17,828 (31 March 2017: 5,17,828) 0.001% cumulative convertible preference shares of ₹10 each fully paid up	51.78	51.78
<b>Total issued, subscribed and paid up share capital</b>	<b>51.78</b>	<b>51.78</b>

**b) Reconciliation of the preference shares outstanding at the beginning and at the end of the reporting year**

	As at 31 March 2018		As at 31 March 2017	
	No of shares	₹ lakhs	No of shares	₹ lakhs
At the beginning of the year	517,828	51.78	517,828	51.78
Issued during the year	-	-	-	-
At the end of the year	517,828	51.78	517,828	51.78

**c) Details of shareholders holding more than 5% of shares of the Company and shares held by Holding company.**

Convertible preference shares of ₹ 10 each fully paid	As at 31 March 2018		As at 31 March 2017	
	No of shares	% holding	No of shares	% holding
Lavasa Corporation Limited (Holding company)	517,828	100%	517,828	100%



**d) Each convertible preference share will be entitled for conversion into one equity share of ₹ 10 each.**

**e) Above preference shares will be convertible in 4 equal installments on 14 February 2021, 14 February 2022, 14 February 2023 and 14 February 2024**

**f) The Company has option to redeem the preference shares on the date of conversion. In the event, the Company opts for such redemption then the cumulative convertible preference shares eligible for conversion on each of the conversion dates will be redeemed at ₹ 10 each together with premium of ₹ 990 per share.**

**g) Rights and restriction attached to preference shareholders:**


Dividend on cumulative convertible preference shares proposed by Board of Directors is subject to approval of the shareholders in the Annual General Meeting. Each holder of preference share is entitled to one vote per share only on resolutions placed before the Company which directly affects the rights attached to preference shares. Cumulative preference shareholders are entitled to vote on every resolution if preference dividend remains unpaid for 2 years.



**Dasve Convention Center Limited**

**Summary of significant accounting policies and other explanatory information to the financial statements for the year ended 31 March 2018**

	Year ended 31 March 2018 (₹ lakhs)	Year ended 31 March 2017 (₹ lakhs)
<b>16 Revenue from operations</b>		
Sale of food and beverages	526.96	497.91
<b>Total Revenue from operations</b>	<b>526.96</b>	<b>497.91</b>
<b>17 Other income</b>		
Interest received on fixed deposits	5.16	4.85
Net gain on foreign currency transactions and translation	-	5.91
Miscellaneous income	-	6.12
<b>Total Other income</b>	<b>5.16</b>	<b>16.88</b>
<b>18 Cost of material consumed</b>		
Stock at beginning of the year	11.35	13.41
Add: Purchases	93.75	69.47
Less: Stock at the end of the year	15.96	11.35
<b>Total Cost of material consumed</b>	<b>89.14</b>	<b>71.53</b>
<b>19 Employee benefits expense</b>		
Salaries and wages	151.64	205.18
Contribution to provident and other funds	12.98	15.65
Staff welfare expenses	25.41	23.50
<b>Total Employee benefits expense</b>	<b>190.03</b>	<b>244.33</b>
<b>20 Finance cost</b>		
Interest on inter corporate deposit (refer note 23)	130.31	106.12
Bank charges	4.57	4.99
Interest on withholding taxes	7.55	5.93
<b>Total Finance cost</b>	<b>142.43</b>	<b>117.04</b>
<b>21 Other expenses</b>		
Power and fuel	94.19	94.17
Rent	57.08	92.47
Rates and taxes	10.99	34.41
Other expenses	40.56	40.89
Management fees	96.41	100.83
Repairs and maintenance	17.43	21.65
Impairment loss allowance		
- on trade receivables	1.83	0.08
- on advances to suppliers	30.77	-
Legal and professional	3.81	1.19
Insurance	6.81	6.41
Selling and marketing expenses	8.25	9.42
Printing and stationery	1.55	2.12
Travelling / conveyance	0.50	0.96
Telephone	4.09	3.51
Prior period expenses		
Net loss on foreign currency transactions and translation	11.83	-
Payment to auditors		
Statutory audit fees	0.70	0.50
Other services	1.00	-
Miscellaneous expenses	2.70	3.55
<b>Total Other expenses</b>	<b>390.50</b>	<b>412.16</b>



**Dasve Convention Center Limited**  
**Summary of significant accounting policies and other explanatory information to the financial statement for the year ended 31 March 2018**

**22 Contingent liability**

Particulars	As at 31 March 2018 ₹ lakhs	As at 31 March 2017 ₹ lakhs
i) Guarantee given to government bodies	343.08	343.08
ii) The Company has not made provision for cumulative dividend payable excluding dividend distribution tax, towards 0.001% cumulative convertible preference shares, in absence of distributable profits.	207.12	155.34

**23 Related party disclosure**

**i) Particulars of related parties, which control or are under common control with the Company :**

**A Holding company and Ultimate Holding company**

Hindustan Construction Company Limited (HCC) - Ultimate Holding company  
 Lavasa Corporation Limited- Holding company

**B Fellow subsidiaries**



Dasve Hospitality Institutes Limited  
 Lakeshore Watersports Company Limited  
 Lavasa Hotel Limited  
 My City Technology Limited  
 Reasonable Housing Limited  
 Sahyadri City Management Limited  
 Verzon Hospitality Limited  
 Warasgaon Power Supply Limited  
 Warasgaon Tourism Limited

**C Joint Ventures:**

Green Hills Residences Limited  
 Ecomotel Hotel Limited  
 Starlit Resort Limited  
 Bona Sera Hotels Limited  
 Apollo Lavasa Health Corporation Limited

**ii) Transactions and balances with related parties :**

Nature of Transactions	Holding company and Ultimate Holding company		Fellow Subsidiaries		Other Related Parties	
	Year ended 31 March 2018	Year ended 31 March 2017	Year ended 31 March 2018	Year ended 31 March 2017	Year ended 31 March 2018	Year ended 31 March 2017
<b>Transactions with related parties</b>						
Project and other services received						
Lavasa Corporation Limited	0.42	3.81	-	-	-	-
Reasonable Housing Limited	-	-	3.99	7.83	-	-
Sahyadri City Management Limited	-	-	36.64	52.11	-	-
Apollo Lavasa Health Corporation Limited	-	-	-	-	0.02	0.37
My City Technology Limited	-	-	0.28	0.85	-	-
Lakeshore Watersports Company Limited	-	-	-	0.20	-	-
Ecomotel Hotel Limited	-	-	-	-	-	-
Income for services rendered						
Lavasa Corporation Limited	1.56	0.34	-	-	-	-
Lavasa Hotel Limited	-	-	2.00	0.37	-	-
Warasgaon Tourism Limited	-	-	-	0.52	-	-
Starlit Resorts Limited	-	-	-	-	0.01	0.48
Bona Sera Hotels Limited	-	-	-	-	0.32	-
Dasve Hospitality Institute Limited	-	-	-	-	-	-
Ecomotel Hotel Limited	-	-	-	-	0.01	13.97
Interest expense						
Lavasa Corporation Limited	130.31	106.12	-	-	-	-
Outstanding balance at the year end	As at 31 March 2018	As at 31 March 2017	As at 31 March 2018	As at 31 March 2017	As at 31 March 2018	As at 31 March 2017
Security deposits						
Reasonable Housing Limited	-	-	2.52	2.52	-	-
Included in booking advances						
Lavasa Corporation Limited	2.02	1.76	-	-	-	-
Balances under trade receivables						
Lavasa Hotel Limited	-	-	1.83	1.63	-	-
Ecomotel Hotel Limited	-	-	-	-	0.12	0.02
Interest Accrued and due on Inter Corporate Deposits						
Lavasa Corporation Limited	117.28	95.51	-	-	-	-
Inter Corporate Deposits Outstanding						
Lavasa Corporation Limited	896.69	803.19	-	-	-	-
Included in Trade Payables						
Lavasa Corporation Limited	11,584.22	11,771.86	-	-	-	-
Reasonable Housing Limited	-	-	24.90	17.10	-	-
Sahyadri City Management Limited	-	-	271.70	236.23	-	-
My City Technology Limited	-	-	85.01	85.01	-	-
Green Hills Residences Limited	-	-	1.48	1.48	-	-
Verzon Hospitality Limited	-	-	42.42	42.42	-	-
Warasgaon Power Supply Limited	-	-	0.50	0.50	-	-
Apollo Lavasa Health Corporation Limited	-	-	-	-	-	0.04
Ecomotel Hotel Limited	-	-	-	-	39.32	26.52
Starlit Resorts Limited	-	-	-	-	0.60	0.60





**Dasva Convention Center Limited**  
Summary of significant accounting policies and other explanatory information to the financial statement for the year ended 31 March 2018

**24 Loss per share:**

(₹ in lakhs)

Particulars	As at 31 March 2018	As at 31 March 2017
Net loss as per statement of profit and loss	(812.86)	(859.46)
Weighted average number of equity shares	50,000	50,000
Loss per share (Basic and diluted) (in ₹)	(1,625.32)	(1,318.92)

**25 Financial instruments by category**

The carrying value and the fair value of financial instruments by each category as at 31 March 2018:

(₹ in lakhs)

Particulars	Financial assets / liabilities at amortised costs	Financial assets / liabilities at fair value through profit or loss	Financial assets/ liabilities at fair value through OCI	Total carrying value	Total fair value
<b>Assets</b>					
Trade receivables	67.50	-	-	67.50	67.50
Cash and cash equivalents	3.40	-	-	3.40	3.40
Other financial assets	96.95	-	-	96.95	96.95
<b>Liabilities</b>					
Borrowings	898.69	-	-	898.69	898.69
Trade payables	12,770.80	-	-	12,770.80	12,770.80
Other financial liabilities	140.05	-	-	140.05	140.05

The carrying value and the fair value of financial instruments by each category as at 31 March 2017:

(₹ in lakhs)

Particulars	Financial assets / liabilities at amortised costs	Financial assets / liabilities at fair value through profit or loss	Financial assets/ liabilities at fair value through OCI	Total carrying value	Total fair value
<b>Assets</b>					
Trade receivables	8.08	-	-	8.08	8.08
Cash and cash equivalents	24.24	-	-	24.24	24.24
Other financial assets	92.30	-	-	92.30	92.30
<b>Liabilities</b>					
Borrowings	803.19	-	-	803.19	803.19
Trade payables	12,595.99	-	-	12,595.99	12,595.99
Other financial liabilities	101.44	-	-	101.44	101.44

**26 Financial risk management objectives and policies**

The Company's activities expose it to a variety of financial risks: market risk, credit risk and liquidity risk. The Company's focus is to foresee the unpredictability of financial markets and seek to minimize potential adverse effects on its financial performance.

**i) Market risk**

Market risk is the risk that the fair value of future cash flows of a financial instrument will fluctuate because of changes in market prices. Market risk comprises three types of risk: interest rate risk, currency risk and other price risk, such as equity price risk. Major financial instruments affected by market risk includes loans and borrowings.

**a) Interest rate risk**

The Company has short-term borrowings which is interest free and thus there is no interest rate risk for the Company.

**b) Foreign currency risk**

The Company has insignificant balances in foreign currency and consequently the Company is not exposed to foreign exchange risk.

**ii) Credit risk**

Credit risk refers to the risk of default on its obligation by the counterparty resulting in a financial loss. The maximum exposure of the financial assets are contributed by trade receivables, cash and cash equivalents and other receivable.


For other customers, the Company uses a provision matrix to compute the expected credit loss allowance for trade receivables and unbilled work-in-progress. The provision matrix takes into account available external and internal credit risk factors such as credit ratings from credit rating agencies, financial condition, ageing of accounts receivable and the Company's historical experience for customers.

The Gross carrying amount of financial assets, net of any impairment losses recognised represents the maximum credit exposure. The maximum exposure to credit risk was as follows:

Particulars	As at 31 March 2018 (₹ lakhs)	As at 31 March 2017 (₹ lakhs)
Trade receivables (Net of allowance of doubtful debts)	67.50	8.08
Cash and cash equivalents	3.40	24.24
Other financial assets	96.95	92.30
<b>Total</b>	<b>167.85</b>	<b>124.62</b>

**iii) Liquidity risk**

Liquidity risk is the risk that the company will encounter difficulty in meeting the obligations associated with its financial liabilities that are settled by delivering cash or another financial asset. The company's approach for managing liquidity is to ensure as far as possible that it will always have sufficient liquidity to meet its liabilities when due, under normal and stressed conditions, without incurring unacceptable losses or risking damages to the company's reputation. Typically the company ensures that it has sufficient cash on demand to meet expected operational expenses, servicing of financial obligations.



**Dasve Convention Center Limited**  
Summary of significant accounting policies and other explanatory information to the financial statement for the year ended 31 March 2018

**Maturity Analysis of financial instruments**

As at 31 March 2018						
Particulars	Carrying amount	Contractual Cash flow				Total
		On demand	0-12 Months	1-3 years	3-5 years	
Borrowings from others	898.69	898.69	-	-	-	898.69
Trade payables	12,770.80	-	12,770.80	-	-	12,770.80
Other financial liabilities including guarantee contracts	140.05	-	140.05	-	-	140.05
<b>Total</b>	<b>13,809.54</b>	<b>898.69</b>	<b>12,910.85</b>	<b>-</b>	<b>-</b>	<b>13,809.54</b>

As at 31 March 2017						
Particulars	Carrying amount	Contractual Cash flow				Total
		On demand	0-12 Months	1-3 years	3-5 years	
Borrowings from others	803.19	803.19	-	-	-	803.19
Trade payables	12,595.99	-	12,595.99	-	-	12,595.99
Other financial liabilities including guarantee contracts	101.44	-	101.44	-	-	101.44
<b>Total</b>	<b>13,500.61</b>	<b>803.19</b>	<b>12,697.43</b>	<b>-</b>	<b>-</b>	<b>13,500.61</b>

**27 Capital management**

For the purpose of the Company's capital management, capital includes issued equity capital and all other equity reserves attributable to the equity holders of the Company. The Company strives to safeguard its ability to continue as a going concern so that they can maximise returns for the shareholders and benefits for other stake holders. The aim to maintain an optimal capital structure and minimise cost of capital.

The Company manages its capital structure and makes adjustments in light of changes in economic conditions and the requirements of the financial covenants, if any. To maintain or adjust the capital structure, the Company may return capital to shareholders, issue new shares or adjust the dividend payment to shareholders (if permitted).

**28 Disclosure relating to employee benefits as per Ind AS 19 'Employee Benefits'**

**A Defined benefit obligations - Gratuity (unfunded)**

The gratuity plan is governed by the Payment of Gratuity Act, 1972 under which an employee who has completed five years of service is entitled to specific benefits. The level of benefits provided depends on the member's length of service and salary at retirement age.



	Year ended 31 March 2018 ₹ lakhs	Year ended 31 March 2017 ₹ lakhs
<b>a) Change in benefit obligations</b>		
Present value of obligation as at the beginning of the year	6.41	7.82
Current Service Cost	2.63	3.18
Interest Expenses	0.40	0.53
Benefits paid	(2.33)	(2.47)
Remeasurements - Net actuarial (gains)/ losses	(2.54)	(2.84)
Present value of obligation as at the end of the year	<b>4.57</b>	<b>6.42</b>
<b>b) Expenses recognised in the Statement of Profit and Loss</b>		
Current Service Cost	2.63	3.18
Net Interest on the net defined benefit liability / asset	0.40	0.53
<b>Total</b>	<b>3.03</b>	<b>3.70</b>
<b>c) Remeasurement (gains)/ losses recognised in OCI</b>		
Actuarial changes arising from changes in financial assumptions	(2.54)	(2.84)
Experience adjustments	-	-
<b>Total</b>	<b>(2.54)</b>	<b>(2.84)</b>
<b>d) Actuarial Assumptions:</b>		
Discount Rate	7.80 % p.a.	7.70 % p.a.
Rate of increase of compensation levels	7.50 % p.a.	7.50 % p.a.
Expected average remaining working lives of employees	13.44	13.42
Mortality Table	Indian assured lives mortality (2006-08) ultimate	Indian assured lives mortality (2006-08) ultimate

The attrition rate varies from 2% to 8% (previous year 2% to 8%) for various age groups.

The estimates of future salary increases, considered in actuarial valuation, take account of inflation, seniority, promotion and other relevant factors, such as supply and demand in the employment market.

	Year ended 31 March 2018 lakhs	Year ended 31 March 2017 ₹ lakhs
<b>e) Quantities sensitivity analysis for significant assumption is as below:</b>		
i. Discount rate	1% increase	1% increase
ii. Salary escalation rate - over a long-term	4.078	
iii. Attrition rate	5.123	
	4.589	
i. Discount rate	1% decrease	1% decrease
ii. Salary escalation rate - over a long-term	5.17	
iii. Attrition rate	4.11	
	4.56	

Sensitivity for significant actuarial assumptions is computed by varying one actuarial assumption used for the valuation of the defined benefit obligation, keeping all other actuarial assumptions constant.



**Dasve Convention Center Limited**  
**Summary of significant accounting policies and other explanatory information to the financial statement for the year ended 31 March 2018**

**f) Maturity analysis of defined benefit obligation**

Within the next 12 months	10,000	-
Between 2 and 5 years	140,000	-
Between 6 and 10 years	768,000	-
<b>Total expected payments</b>	<b>918,000</b>	<b>-</b>

**B Defined contribution plans**

Amount recognised as an expense and included in the Note No. 27, Contribution to provident and other funds amounted to ₹ 12.98 Lakhs (Previous Year ₹ 15.65 lakhs)

**C Current/ non-current classification**

<b>Gratuity</b>		
Current	0.10	0.21
Non-current	4.47	6.21
	<b>4.57</b>	<b>6.42</b>

**29 Operating Lease**

**Particulars**

**A. Future Lease Rental payments**

	Year ended 31 March 2018 ₹ lakhs	Year ended 31 March 2017 ₹ lakhs
- Not later than one year	1.17	2.48
- Later than one year and not later than five years		
- Later than five years	2.19	3.98

**B. Lease payment recognised during the year**

57.08 92.47

**C. General description of the leasing arrangement:**

- Leased Assets : Employee Accommodation, Office Premises
- Future lease rental payments are determined on the basis of lease payable as per the agreement.

**30** The Company has incurred net loss of ₹ 810.12 lakhs during the year ended 31 March 2018 and as at that date, has accumulated losses amounting to ₹ 12,556.72 lakhs which has resulted in complete erosion of its net-worth and its current liabilities exceeded its current assets by ₹ 13,781.39 lakhs. The operations of the Company are dependent on the project undertaken by the holding company, and other entities in the group as a whole. There is uncertainty in the going concern of holding company which is dependent on the successful completion of the project. While the Company has incurred losses during their initial years, the Company is in the process of reassessing its business plan in view of expected growth opportunities and intends to significantly expand its business operations going forward. Basis this, the management believes that going concern of holding company is appropriate. The management of the Company, considering the continuous financial support from the holding company, have prepared the above financial statements on a 'Going Concern' basis.

**31** The Company is principally engaged in a single business segment i.e. "Event and Hospitality"

**32 Recent accounting update**


In March 2018, the Ministry of Corporate Affairs has notified the Companies (Indian Accounting Standards) Amended Rules, 2018 ("amended rules"). As per the amended rules, Ind AS 115 "Revenue from contracts with customers" supersedes Ind AS 11, "Construction contracts" and Ind AS 18, "Revenue" and is applicable for all accounting periods commencing on or after 1 April 2018. Ind AS 115 introduces a new framework of five step model for the analysis of revenue transactions. The model specifies that revenue should be recognised when (or as) an entity transfer control of goods or services to a customer at the amount to which the entity expects to be entitled. The new revenue standard is applicable to the Company from 1 April 2018. The Company is evaluating the requirement of the amendment and the impact on the financial statements.

This is a summary of significant accounting policies and other explanatory information referred to in our report of even date

For Walker Chandlok & Co LLP  
Chartered Accountants  
Firm's Registration No: 001076N/N500013

Adi P. Sethua  
Partner  
Membership No.: 108840

Place : Mumbai  
Date : 2 May 2018



For and on behalf of the Board of Directors

Praveen Sood  
Director  
DIN 00018013

Vinash Harde  
Director  
DIN 06981622

Place : Mumbai  
Date : 2 May 2018



