

FINANCIAL STATEMENT
2016-2017

HCC ENERGY LIMITED

F-7 Laxmi Mills
Shakti Mills Lane (Off Dr E Moses Rd)
Mahalaxmi Mumbai 400 011 India
Tel : 91 22 2493 2502 / 6655 1770
Fax : 91 22 6655 1774
Grams : VERIFY
www.KSAiyar.com
Mail@KSAiyar.com

Independent Auditor's Report

To the Members of HCC Energy Limited,

Report on the Ind AS Financial Statements

We have audited the accompanying Ind AS financial statements of **HCC Energy Limited** ('the Company'), which comprise the Balance Sheet as at March 31, 2017, the statement of Profit and Loss (including other comprehensive income), the Cash Flow Statement and the statement of changes in equity for the year then ended, and a summary of significant accounting policies and other explanatory information.

Management's Responsibility for the Financial Statements

The Company's Board of Directors is responsible for the matters stated in Section 134(5) of the Companies Act, 2013 ("the Act") with respect to the preparation of these Ind AS financial statements that give a true and fair view of the financial position, financial performance including other comprehensive income, cash flows and changes in equity of the company in accordance with the accounting principles generally accepted in India, including the Indian Accounting Standards (Ind AS) prescribed under Section 133 of the Act, read with relevant rules made thereunder.

This responsibility also includes maintenance of adequate accounting records in accordance with the provisions of the Act for safeguarding the assets of the Company and for preventing and detecting frauds and other irregularities; selection and application of appropriate accounting policies; making judgments and estimates that are reasonable and prudent; and design, implementation and maintenance of adequate internal financial controls, that were operating effectively for ensuring the accuracy and completeness of the accounting records, relevant to the preparation and presentation of the Ind AS financial statements that give a true and fair view and are free from material misstatement, whether due to fraud or error.

Auditor's Responsibility

Our responsibility is to express an opinion on these Ind AS financial statements based on our audit.

We have taken into account the provisions of the Act, the accounting and auditing standards and matters which are required to be included in the audit report under the provisions of the Act and the Rules made thereunder.

We conducted our audit of the Ind AS financial statement in accordance with the Standards on Auditing specified under Section 143(10) of the Act. Those Standards require that we comply with ethical requirements and plan and perform the audit to obtain reasonable assurance about whether the Ind AS financial statements are free from material misstatement.

An audit involves performing procedures to obtain audit evidence about the amounts and the disclosures in the Ind AS financial statements. The procedures selected depend on the auditor's judgment, including the assessment of the risks of material misstatement of the Ind AS financial statements, whether due to fraud or error. In making those risk assessments, the auditor considers internal financial control relevant to the Company's preparation of the Ind AS financial statements that give a true and fair view in order to design audit procedures that are appropriate in the circumstances. An audit also includes evaluating the appropriateness of the accounting policies used and the reasonableness of the accounting estimates made by the Company's Directors, as well as evaluating the overall presentation of the Ind AS financial statements.

We believe that the audit evidence we have obtained is sufficient and appropriate to provide a basis for our audit opinion on the Ind AS financial statements.

Opinion

In our opinion and to the best of our information and according to the explanations given to us, the aforesaid Ind AS financial statements give the information required by the Act in the manner so required and give a true and fair view in conformity with the accounting principles generally accepted in India including the Ind AS, of financial position of the Company as at March 31, 2017 and its financial performance including other comprehensive income, its cash flows and the changes in equity for the year ended on that date.

Other Matter

The Company had prepared separate set of statutory financial statements for the year ended 31 March 2016 in accordance with {Accounting Standards prescribed under Section 133 of the Act, read with Rule 7 of the Companies (Accounts) Rules, 2014 (as amended)} on which we issued auditor's report to the shareholders of the Company dated April 26, 2016. These financial statements have been adjusted for the differences in the accounting principles adopted by the Company on transition to Ind AS, which have also been audited by us. Our opinion is not modified in respect of this matter.

Report on Other Legal and Regulatory Requirements

1. As required by the Companies (Auditor's Report) Order, 2016 ('the Order') issued by the Government of India – Ministry of Corporate Affairs, in terms of sub-section (11) of section 143 of the Act, we enclose in the Annexure – A, a statement on the matters specified in paragraphs 3 and 4 of the said Order.
2. As required by Section 143 (3) of the Act, we report that:
 - (a) We have sought and obtained all the information and explanations which to the best of our knowledge and belief were necessary for the purposes of our audit.

- (b) In our opinion, proper books of account as required by law have been kept by the Company so far as it appears from our examination of those books.
- (c) The Balance Sheet, the Statement of Profit and Loss, and the Cash Flow Statement dealt with by this Report are in agreement with the books of account.
- (d) In our opinion, the aforesaid financial statements comply with the Indian Accounting Standards specified under Section 133 of the Act, read with Rule 7 of the Companies (Accounts) Rules, 2014.
- (e) On the basis of the written representations received from the directors as on March 31, 2017 taken on record by the Board of Directors, none of the directors is disqualified as on March 31, 2017 from being appointed as a director in terms of Section 164 (2) of the Act.
- (f) With respect to the adequacy of the internal financial controls over financial reporting of the Company and the operating effectiveness of such controls, refer to our separate report in 'Annexure - B'.
- (g) With respect to the other matters to be included in the Auditor's Report in accordance with Rule 11 of the Companies (Audit and Auditors) Rules, 2014, in our opinion and to the best of our information and according to the explanations given to us:
- i. The Company does not have any pending litigations which would impact its financial position;
 - ii. The Company does not have any long-term contracts having material foreseeable losses. The company does not have any derivative contracts;
 - iii. There were no amounts which were required to be transferred to the Investor Education and Protection Fund by the Company.
 - iv. The disclosure requirement as to holdings as well as dealings in Specified Bank Notes during the period from 8 November, 2016 to 30 December 2016 as envisaged in Notification G.S.R 308(E) dated 30th March 2017 is not applicable to the Company – Refer note no. 5 (ii) to the Ind AS financial statement

For K. S. Aiyar & Co.
Chartered Accountants
ICAI Firm Registration No. 100186W



Satish Kelkar
Partner

Membership No: 38934

Place: Mumbai
Date: April 25, 2017

Annexure - A to the Auditor's Report

(Referred to in paragraph 1 under the heading 'Report on Other Legal and Regulatory Requirements' of our Report of even date on the financial statements for the year ended on March 31, 2017, of **HCC Energy Limited**)


- (i) The Company doesn't have any Fixed Assets and accordingly, the provisions of sub-clauses (a), (b) and (c) of Clause (i) of the Order are not applicable to the Company.
- (ii) In absence of inventories, clause (ii) of the Order is not applicable to Company.
- (iii) During the year, the Company has not granted any loans, secured or unsecured to Companies, Firms, firms, Limited Liability Partnerships or other parties covered in the register maintained under Section 189 of the Companies Act, 2013. Accordingly, sub-clause (a), (b) and (c) are not applicable.
- (iv) In our opinion and according to the information and explanations given to us in respect of loans, investments, guarantees and security provided, provisions of section 185 and 186 of the Companies Act, 2013 where applicable have been complied with.
- (v) The Company has not accepted any deposits from the public to which the provisions of section 73 to 76 or any other relevant provisions of the Companies Act, 2013 or the Companies (Acceptance of Deposit) Rules 2014 or the directives issued by the Reserve Bank of India apply.
- (vi) We have been informed that the Company is not required to maintain cost records under sub-section (1) of section 148 of the Companies Act, 2013, which has been relied upon.
- (vii) (a) During the year there were no employees in the employment of the Company. Accordingly the directions relating to Provident Fund and Employee's State Insurance are not applicable to the Company. Further based on our examination of the records of the Company Income Tax, Sales Tax, Service Tax, duty of customs, duty of excise, Cess and other material statutory dues applicable to it have been generally regularly deposited during the year with the appropriate authorities. According to the information and explanations given to us, no undisputed amounts payable in respect of above were in arrears, as at March 31, 2017 for a period of more than six months from the date on which they became payable.

(b) According to the records of the Company, there are no dues of income tax, sales tax, service tax, custom duty, excise duty and cess which have not been deposited on account of any dispute.
- (viii) According to the information and explanations given to us, the Company has not taken any money from any financial institution, bank or debenture holder, and hence clause 3(viii) is not applicable to the Company.

L

- (ix) The Company has not raised any moneys by way of initial public offer or further public offer (including debt instruments) and term loans during the year.
- (x) According to the information and explanations furnished by the management, which have been relied upon by us, there were no frauds on or by the Company noticed or reported during the course of our audit.
- (xi) In absence of any managerial personnel, no managerial remuneration is paid and therefore the provisions of clause 3 (xi) of the Order are not applicable to the Company.
- (xii) In our opinion, the Company is not a Nidhi Company. Therefore, the provisions of clause 3 (xii) of the Order are not applicable to the Company.
- (xiii) According to the information and explanations given to us and based on our examination of the records of the Company, transactions with the related parties are in compliance with sections 177 and 188 of the Act where applicable and details of such transactions have been disclosed in the financial statements as required by the applicable accounting standards.
- (xiv) The Company has not made any preferential allotment or private placement of shares or fully or partly convertible debentures during the year under review and hence clause 3 (xiv) is not applicable to the Company.
- (xv) The Company has not entered into any non-cash transactions with directors or persons connected with him and hence clause 3(xv) is not applicable to the Company.
- (xvi) According to the information and explanations given to us, the company has been established for the purpose of development of power sector. As the principle business of the company is not financing activity, the Company is not required to be registered under section 45-IA of the Reserve Bank of India Act, 1934.

For K. S. Aiyar & Co.
Chartered Accountants
ICAI Firm Registration No: 100186W



Satish Kelkar
Partner
Membership No.: 38934

Place: Mumbai
Date: April 25, 2017

Annexure-B to Auditor's report**Report on the Internal Financial Controls under Clause (i) of Sub-section 3 of Section 143 of the Companies Act, 2013 ("the Act")**

We have audited the internal financial controls over financial reporting of HCC Energy Limited ("the Company") as of 31 March 2017 in conjunction with our audit of the financial statements of the Company for the year ended on that date.

Management's Responsibility for Internal Financial Controls

The Company's management is responsible for establishing and maintaining internal financial controls based on the internal control over financial reporting criteria established by the Company considering the essential components of internal control stated in the Guidance Note on Audit of Internal Financial Controls over Financial Reporting issued by the Institute of Chartered Accountants of India ('ICAI'). These responsibilities include the design, implementation and maintenance of adequate internal financial controls that were operating effectively for ensuring the orderly and efficient conduct of its business, including adherence to company's policies, the safeguarding of its assets, the prevention and detection of frauds and errors, the accuracy and completeness of the accounting records, and the timely preparation of reliable financial information, as required under the Companies Act, 2013.

Auditors' Responsibility

Our responsibility is to express an opinion on the Company's internal financial controls over financial reporting based on our audit. We conducted our audit in accordance with the Guidance Note on Audit of Internal Financial Controls over Financial Reporting (the "Guidance Note") and the Standards on Auditing, issued by ICAI and deemed to be prescribed under section 143(10) of the Companies Act, 2013, to the extent applicable to an audit of internal financial controls, both applicable to an audit of Internal Financial Controls and, both issued by the Institute of Chartered Accountants of India. Those Standards and the Guidance Note require that we comply with ethical requirements and plan and perform the audit to obtain reasonable assurance about whether adequate internal financial controls over financial reporting was established and maintained and if such controls operated effectively in all material respects.

Our audit involves performing procedures to obtain audit evidence about the adequacy of the internal financial controls system over financial reporting and their operating effectiveness. Our audit of internal financial controls over financial reporting included obtaining an understanding of internal financial controls over financial reporting, assessing the risk that a material weakness exists, and testing and evaluating the design and operating effectiveness of internal control based on the assessed risk. The procedures selected depend on the auditor's judgment, including the assessment of the risks of material misstatement of the financial statements, whether due to fraud or error.

We believe that the audit evidence we have obtained is sufficient and appropriate to provide a basis for our audit opinion on the Company's internal financial controls system over financial reporting.

Meaning of Internal Financial Controls over Financial Reporting

A company's internal financial control over financial reporting is a process designed to provide reasonable assurance regarding the reliability of financial reporting and the preparation of financial statements for external purposes in accordance with generally accepted accounting principles. A company's internal



financial control over financial reporting includes those policies and procedures that (1) pertain to the maintenance of records that, in reasonable detail, accurately and fairly reflect the transactions and dispositions of the assets of the company; (2) provide reasonable assurance that transactions are recorded as necessary to permit preparation of financial statements in accordance with generally accepted accounting principles, and that receipts and expenditures of the company are being made only in accordance with authorisations of management and directors of the company; and (3) provide reasonable assurance regarding prevention or timely detection of unauthorised acquisition, use, or disposition of the company's assets that could have a material effect on the financial statements.


Inherent Limitations of Internal Financial Controls Over Financial Reporting

Because of the inherent limitations of internal financial controls over financial reporting, including the possibility of collusion or improper management override of controls, material misstatements due to error or fraud may occur and not be detected. Also, projections of any evaluation of the internal financial controls over financial reporting to future periods are subject to the risk that the internal financial control over financial reporting may become inadequate because of changes in conditions, or that the degree of compliance with the policies or procedures may deteriorate.

Opinion

In our opinion, the Company has, in all material respects, an adequate internal financial controls system over financial reporting and such internal financial controls over financial reporting were operating effectively as at 31 March 2017, based on the internal control over financial reporting criteria established by the Company considering the essential components of internal control stated in the Guidance Note on Audit of Internal Financial Controls Over Financial Reporting issued by the Institute of Chartered Accountants of India.

For K. S. Aiyar & Co.
Chartered Accountants
ICAI Firm Registration No: 100186W



Satish Kelkar
Partner
Membership No.: 38934

Place: Mumbai
Date: April 25, 2017

HCC Energy Limited
Balance Sheet as on 31st March, 2017
 (All amounts are in ₹. lakhs, unless stated otherwise)

| | Note | As at March 31, 2017 | As at March 31, 2016 |
|-------------------------------------|------|-------------------------|-------------------------|
| ASSETS | | | |
| Non-current assets | | | |
| Non-current Tax assets (net) | 4 | 19.06 | 0.93 |
| Total Non Current Assets | | 19.06 | 0.93 |
| Current assets | | | |
| Financial Assets | | | |
| Cash and cash equivalents | 5 | 1.17 | 0.79 |
| Loans | 6 | 27,246.96 | 8,746.96 |
| Other financial asset | 7 | 1,857.88 | 128.60 |
| Total Current Assets | | 29,106.02 | 8,876.35 |
| Total Assets | | 29,125.08 | 8,877.27 |
| EQUITY AND LIABILITIES | | | |
| Equity | | | |
| Equity share capital | 9 | 5.00 | 5.00 |
| Other equity | 10 | (2.04) | (1.70) |
| Total Equity | | 2.96 | 3.30 |
| LIABILITIES | | | |
| Current Liabilities | | | |
| Financial Liabilities | | | |
| Borrowings | 11 | 27,250.46 | 8,743.96 |
| Trade payables | 12 | 0.01 | 0.07 |
| Other financial liabilities | 13 | 1,871.60 | 129.90 |
| Other current liabilities | 14 | 0.05 | 0.05 |
| Total Current Liabilities | | 29,122.12 | 8,873.97 |
| Significant accounting policies | 1 | | |
| Total Equity and Liabilities | | 29,125.08 | 8,877.27 |

The accompanying notes are an integral part of the financial statements.

As per our report of even date attached
For K.S. Aiyar & Co.
 Chartered Accountants
 Firm Registration No. 100186W

Satish Kelkar

Satish Kelkar
 Partner
 Membership No.:38934



Praveen Sood
 Praveen Sood
 Director

Perwez Alam
 Perwez Alam
 Director

Mahesh Sitaram Gaikwad
 Mahesh Sitaram Gaikwad
 Director

Place: Mumbai
 Date:

25 APR 2017

Place: Mumbai
 Date:

25 APR 2017

MD

K.S.

HCC Energy Limited

Statement of Profit and Loss for the year ended 31st March, 2017

(All amounts are in ₹. lakhs, unless stated otherwise)

| | Note | For the year ended March 31, 2017 | For the year ended March 31, 2016 |
|---|------|--------------------------------------|--------------------------------------|
| Continuing Operations | | | |
| Other Income | 15 | 1,748.38 | 129.53 |
| Total Income(I) | | 1,748.38 | 129.53 |
| Expenses | | | |
| Finance costs | 16 | 1,748.02 | 130.33 |
| Other expenses | 17 | 0.71 | 0.90 |
| Total expenses(II) | | 1,748.73 | 131.23 |
| Profit / (loss) before exceptional items and tax. III (I - II) | | (0.34) | (1.70) |
| Exceptional Items(IV) | | - | - |
| Profit / (loss) before tax.V (III -IV) | | (0.34) | (1.70) |
| Tax expense (VI) | | | |
| Current tax | | - | - |
| Excess Provision for Tax | | - | - |
| MAT Credit taken | | - | - |
| Deferred tax charge/(credit) | | - | - |
| Profit/(Loss) for the period. VII(V- VI) | | (0.34) | (1.70) |
| Earnings per equity share of Rs. 10 each: | 18 | | |
| Basic earnings per share | | (0.69) | (3.40) |
| Diluted earnings per share | | (0.69) | (3.40) |


The accompanying notes are an integral part of the financial statements.


As per our report of even date attached


For K.S. Aiyar & Co.


Chartered Accountants


Firm Registration No. 100186W


Praveen Sood
Director


Pervez Alam
Director


Mahesh Sitaram Gaikwad
Director


Satish Kelkar
Partner
Membership No.:38934



Place: Mumbai
Date:

25 APR 2017.

Place: Mumbai
Date:

25 APR 2017


HCC Energy Limited

Cashflow statement for the year ended 31st March, 2017
(All amounts are in ₹. lakhs, unless stated otherwise)

| | Year ended 31 March 2017 | Year ended 31 March 2016 |
|--|-----------------------------|-----------------------------|
| A Cash Flow from operating activities | | |
| Profit before income tax including discontinued operations | (0.34) | (1.70) |
| Adjustments for | | |
| Add: | | |
| Finance costs | 1,748.02 | 130.33 |
| Less: | | |
| Interest received | (1,748.38) | (129.53) |
| Change in operating assets and liabilities | | |
| Increase/(decrease) in trade payables | (0.06) | 0.07 |
| Increase/(decrease) in other financial liabilities | 0.00 | 0.50 |
| Increase/(decrease) in other current liabilities | 0.00 | 0.05 |
| Cash generated from operations | (0.76) | (0.29) |
| Income taxes paid | (18.13) | (0.93) |
| Net cash inflow from operating activities | (18.89) | (1.21) |
| B Cash flow from investing activities: | | |
| Short term deposits | (18,500.00) | (8,746.96) |
| Interest received | 19.10 | 0.93 |
| Net cash outflow from investing activities | (18,480.90) | (8,746.03) |
| C Cash flow from financing activities | | |
| Repayment of short term borrowings | 18,506.50 | 8,743.96 |
| Interest paid | (6.32) | (0.93) |
| Net cash inflow (outflow) from financing activities | 18,500.18 | 8,748.03 |
| Net increase/(decrease) in cash and cash equivalents | 0.39 | 0.79 |
| Add: Cash and cash equivalents at the beginning of the financial year | 0.79 | - |
| Cash and cash equivalents at the end of the year | 1.17 | 0.79 |
| Reconciliation of Cash Flow statements as per the cash flow statement | | |
| Cash Flow statement as per above comprises of the following | 31 March 2017 | 31 March 2016 |
| Cash and cash equivalents | 1.17 | 0.79 |
| Bank overdrafts | - | - |
| Balances as per statement of cash flows | 1.17 | 0.79 |


The accompanying notes are an integral part of the financial statements.

As per our report of even date attached
For K.S. Aiyar & Co.
Chartered Accountants
Firm Registration No. 100186W


Praveen Sood
Director


Perwez Alam
Director


Mahesh Sitaram Gaikwad
Director


Satish Kelkar
Partner
Membership No.:38934



Place: Mumbai
Date: 25 APR 2017,

Place: Mumbai
Date: 25 APR 2017

HCC Energy Limited
Statement of Profit and Loss for the year ended 31st March, 2017
 (All amounts are in ₹. lakhs, unless stated otherwise)

Statement of Changes in Equity


| A Equity share capital | |
|---------------------------------|------|
| As at 1st April 2015 | - |
| Changes in equity share capital | 5.00 |
| As at 31st March 2016 | 5.00 |
| Changes in equity share capital | - |
| As at 31st March 2017 | 5.00 |

B Other Equity


| | Retained Earnings |
|---|--------------------------|
| Balance as at 1st April, 2015 | - |
| Profit for the year | (1.70) |
| Capital Contribution | - |
| Other Comprehensive Income for the year | - |
| Changes in Equity | (1.70) |
| Balance as at 31st March, 2016 | (1.70) |
| Profit for the year | (0.34) |
| Capital Contribution | - |
| Other Comprehensive Income for the year | - |
| Changes in Equity | (0.34) |
| Balance as at 31st March, 2017 | (2.04) |

The accompanying notes are an integral part of the financial statements.


As per our report of even date attached
For K.S. Aiyar & Co.
 Chartered Accountants
 Firm Registration No. 100186W


 Praveen Sood
 Director


 Perwez Alam
 Director


 Mahesh Sitaram Gaikwad
 Director


 Satish Kelkar
 Partner
 Membership No.:38934



Place: Mumbai
 Date: 25 APR 2017

Place: Mumbai
 Date: 25 APR 2017

10



HCC Energy Limited

Notes to the financial statements for the year ended 31st March, 2017

(All amounts are in ₹ lakhs, unless stated otherwise)

1 Corporate information

HCC Energy Limited (the company) was incorporated under the Companies Act, 2013 on 11th August, 2015 for the purpose of development of power sector. The Company is 100% subsidiary of HCC Power Limited.

2 Summary of significant accounting policies

(a) Basis of preparation

Ministry of Corporate affairs notified roadmap to implement Indian Accounting Standards (Ind AS) notified under the companies (Indian Accounting standards) Rules, 2015 as amended by the companies (Indian Accounting standard) Rules 2016. As per the said roadmap, the company is required to apply Ind AS commencing from financial year beginning on or after 1st April 2016. Accordingly, the financial statements of the Company have been prepared in accordance with Ind AS

For all periods up to and including the year ended 31 March 2016, the Company prepared its financial statements in accordance accounting standards notified under the section 133 of the Companies Act 2013, read together with paragraph 7 of the Companies (Accounts) Rules, 2014 (Indian GAAP). These financial statements for the year ended 31 March 2017 are the first the Company has prepared in accordance with Ind AS. Refer to note 3 for information on how the Company adopted Ind AS.

The financial statements have been prepared on a historical cost basis, except for the following :

- i certain financial assets and liabilities (including derivative instruments) and contingent consideration that is measured at fair value;
- ii assets under service concession arrangement;
- iii assets held for sale - measured at fair value less cost to sell
- iv defined benefit plans - plan assets measured at fair value.

(b) Current & Non Current classification

Current Asset :

An asset shall be classified as current when it satisfies any of the following criteria:

- (a) it is expected to be realized in, or is intended for sale or consumption in, the company's normal operating cycle;
- (b) it is held primarily for the purpose of being traded
- (c) It is expected to be realized within twelve months after the reporting date, or
- (d) It is cash or cash equivalent unless it is restricted from being exchanged or used to settle a liability for at least twelve months after the reporting date.

All other assets shall be classified as non-current.

Current Liabilities:

A liability shall be classified as current when it satisfies any of the following criteria:

- (a) it is expected to be settled in the company's normal operating cycle;
- (b) it is held primarily for the purpose of being traded;
- (c) it is due to be settled within twelve months after the reporting date : or
- (d) the company does not have an unconditional right to defer settlement of the liability for at least twelve months after the reporting date. Terms of a liability that could at the option of the counterparty, result in its settlement by the issue of equity instruments do not effect its classification.

All other liabilities shall be classified as non-current.

(c) Property, plant and equipment:

All items of property, plant and equipment are stated at historical cost less depreciation. Historical cost includes expenditure that is directly attributable to the acquisition of the items.

Subsequent costs are included in the asset's carrying amount or recognised as a separate asset, as appropriate, only when it is probable that future economic benefits associated with the item will flow to the Company and the cost of the item can be measured reliably. The carrying amount of any component accounted for as a separate asset is derecognised when replaced. All other repairs and maintenance are charged to profit or loss during the reporting period in which they are incurred. Gains and losses on disposals are determined by comparing proceeds with carrying amount. These are included in profit or loss within other gains/(losses).

On transition to Ind AS, the Company has elected to continue with the carrying value of all of its property, plant and equipment recognised as at 1 April 2015 measured as per the previous GAAP and use that carrying value as the deemed cost of the property, plant and equipment.

Depreciation methods, estimated useful lives and residual value:

Depreciation is provided as per the useful lives of the assets as per schedule II of Companies Act, 2013 using Straight Line Method (SLM).



(d) Investments and other financial assets:

i) Classification:

The Company reclassifies debt investments when and only when its business model for managing those assets changes.

(ii) Measurement:

• **Amortised cost:**

Assets that are held for collection of contractual cash flows where those cash flows represent solely payments of principal and interest are measured at amortised cost. A gain or loss on a debt investment that is subsequently measured at amortised cost and is not part of a hedging relationship is recognised in profit or loss when the asset is derecognised or impaired. Interest income from these financial assets is included in finance income using the effective interest rate method.

• **Fair value through other comprehensive income (FVOCI):**

Assets that are held for collection of contractual cash flows and for selling the financial assets, where the assets' cash flows represent solely payments of principal and interest, are measured at fair value through other comprehensive income (FVOCI). Movements in the carrying amount are taken through OCI, except for the recognition of impairment gains or losses, interest revenue and foreign exchange gains and losses which are recognised in profit and loss. When the financial asset is derecognised, the cumulative gain or loss previously recognised in OCI is reclassified from equity to profit or loss and recognised in other gains/ (losses). Interest income from these financial assets is included in other income using the effective interest rate method.

• **Fair value through profit or loss:**

Assets that do not meet the criteria for amortised cost or FVOCI are measured at fair value through profit or loss. A gain or loss on a debt investment that is subsequently measured at fair value through profit or loss and is not part of a hedging relationship is recognised in profit or loss and presented net in the statement of profit and loss within other gains/(losses) in the period in which it arises. Interest income from these financial assets is included in other income.

(e) Equity instruments

(i) The Company subsequently measures all equity investments at fair value. Where the Company's management has elected to present fair value gains and losses on equity investments in other comprehensive income, there is no subsequent reclassification of fair value gains and losses to profit or loss. Dividends from such investments are recognised in profit or loss as other income when the Company's right to receive payments is established.

(ii) Changes in the fair value of financial assets at fair value through profit or loss are recognised in other gain/ (losses) in the statement of profit and loss. Impairment losses (and reversal of impairment losses) on equity investments measured at FVOCI are not reported separately from other changes in fair value.

(iii) Derecognition of financial assets:

A financial asset is derecognised only when

• The Company has transferred the rights to receive cash flows from the financial asset or

• retains the contractual rights to receive the cash flows of the financial asset, but assumes a contractual obligation to pay the cash flows to one or more recipients.

Where the entity has transferred an asset, the Company evaluates whether it has transferred substantially all risks and rewards of ownership of the financial asset. In such cases, the financial asset is derecognised. Where the entity has not transferred substantially all risks and rewards of ownership of the financial asset, the financial asset is not derecognised.

Where the entity has neither transferred a financial asset nor retains substantially all risks and rewards of ownership of the financial asset, the financial asset is derecognised if the Company has not retained control of the financial asset. Where the Company retains control of the financial asset, the asset is continued to be recognised to the extent of continuing involvement in the financial asset.

(f) Cash and cash equivalents:

For the purpose of presentation in the statement of cash flows, cash and cash equivalents includes cash on hand, deposits held at call with financial institutions, other short-term, highly liquid investments with original maturities of three months or less that are readily convertible to known amounts of cash and which are subject to an insignificant risk of changes in value, and bank overdrafts. Bank overdrafts are shown within borrowings in current liabilities in the balance sheet.



(g) Income Tax:

The Company does not have taxable income and hence no provision for current tax has been made.

Deferred tax liabilities are not recognised for temporary differences between the carrying amount and tax bases of investments in subsidiaries, branches and associates and interest in joint arrangements where the Company is able to control the timing of the reversal of the temporary differences and it is probable that the differences will not reverse in the foreseeable future.

Deferred tax assets are not recognised for temporary differences between the carrying amount and tax bases of investments in subsidiaries, branches and associates and interest in joint arrangements where it is not probable that the differences will reverse in the foreseeable future and taxable profit will not be available against which the temporary difference can be utilised. Deferred tax assets are recognised to the extent that it is probable that taxable profit will be available against which the deductible temporary differences, and the carry forward of unused tax credits and unused tax losses can be utilized.

Deferred tax assets and liabilities are offset when there is a legally enforceable right to offset current tax assets and liabilities and when the deferred tax balances relate to the same taxation authority. Current tax assets and tax liabilities are offset where the entity has a legally enforceable right to offset and intends either to settle on a net basis, or to realise the asset and settle the liability simultaneously.

Current and deferred tax is recognised in profit or loss, except to the extent that it relates to items recognised in other comprehensive income or directly in equity. In this case, the tax is also recognised in other comprehensive income or directly in equity, respectively.

(h) Offsetting financial instruments:

Financial assets and liabilities are offset and the net amount is reported in the balance sheet where there is a legally enforceable right to offset the recognised amounts and there is an intention to settle on a net basis or realise the asset and settle the liability simultaneously. The legally enforceable right must not be contingent on future events and must be enforceable in the normal course of business and in the event of default, insolvency or bankruptcy of the Company or the counterparty.

(i) Segment reporting:

The Company's operations constitutes a single business segment namely "Infrastructure Development" as per Ind As 108, further the Company's operation are within single geographical segment which is India.

(j) Borrowings Cost:

- i) General and specific borrowing costs that are directly attributable to the acquisition, construction or production of a qualifying asset are capitalised during the period of time that is required to complete and prepare the asset for its intended use or sale. Qualifying assets are assets that necessarily take a substantial period of time to get ready for their intended use or sale.
- ii) Investment income earned on the temporary investment of specific borrowings pending their expenditure on qualifying assets is deducted from the borrowing costs eligible for capitalisation.
- iii) Other borrowing costs are expensed in the period in which they are incurred.

(k) Provisions and Contingent Liabilities:

Provisions for legal claims are recognised when the Company has a present legal or constructive obligation as a result of past events, it is probable that an outflow of resources will be required to settle the obligation and the amount can be reliably estimated. Provisions are not recognised for future operating losses.

Provisions are measured at the present value of management's best estimate of the expenditure required to settle the present obligation at the end of the reporting period. The discount rate used to determine the present value is a pre-tax rate that reflects current market assessments of the time value of money and the risks specific to the liability. The increase in the provision due to the passage of time is recognised as interest expense.

Provisions are measured at the present value of management's best estimate of the expenditure required to settle the present obligation at the end of the reporting period. The discount rate used to determine the present value is a discount rate that reflects current market assessments of the time value of money and the risks specific to the liability. The increase in the provision due to the passage of time is recognised as interest expense.

Contingent liability is disclosed in the case of :

- a) a present obligation arising from a past event, when it is not probable that an outflow of resources will happen to settle the obligation
- b) a possible obligation, unless the probability of outflow of resources is remote.

Contingent asset are disclosed (if any), where an inflow of economic benefits are probable.

(l) Trade receivable

Trade receivables are recognised initially at fair value and subsequently measured at amortised cost using the effective interest method, less provision for impairment.



(m) Earnings per share:

Basic Earnings per share is calculated by dividing the net profit / (loss) after tax for the period attributable to equity shareholders of the Company by the weighted average number of equity in issue during the period. Diluted earnings per share is calculated by dividing the net profit after tax for the year attributable to equity shareholders of the Group by the weighted average number of equity shares determined by assuming conversion on exercise of conversion rights for all potential dilutive securities.

(n) Revenue Recognition:

Revenue is measured at the fair value of the consideration received or receivable. The Company recognizes revenue when the amount of revenue can be reliably measured; when it is probable that future economic benefits will flow to the entity; and when specific criteria have been met for each of the Company's activities, as described below.


Others

Insurance and other claims are recognized as revenue on certainty of receipt basis.

(o) Critical accounting estimates and judgements:

Estimates and judgements are continually evaluated and are based on historical experience and other factors, including expectations of future events that may have a financial impact on the entity and that are believed to be reasonable under the circumstances.

The Company makes estimates and assumptions concerning the future. The resulting accounting estimates will, by definition, seldom equal the related actual results. The estimates and assumptions that have a significant risk of causing a material adjustment to the carrying amount of assets and liabilities are disclosed below.



HCC Energy Limited
Notes to the financial statements for the year ended 31st March, 2017
(All amounts are in ₹. lakhs, unless stated otherwise)

3 First-time adoption of Ind AS

These are the Company's first financial statements prepared in accordance with Ind AS.

The accounting policies set out in note 2 have been applied in preparing the financial statements for the year ended March 31, 2017, the comparative information presented in these financial statements for the year ended March 31, 2016 and in preparation of an opening Ind AS balance sheet at April 1, 2015 (the Company's date of transition). In preparing its opening Ind AS balance sheet, the Company has adjusted the amounts reported previously in financial statements prepared in accordance with the accounting standards notified under companies (Accounting Standards) Rules, 2006 (as amended) and other relevant provisions of the act (previous GAAP or Indian GAAP). An explanation of how the transition from previous GAAP to Ind AS has affected the group's financial position, financial performance and cash flow is set out in the following tables and notes.

Estimates

An entity's estimates in accordance with Ind ASs at the date of transition to Ind AS shall be consistent with estimates made for the same date in accordance with previous GAAP (after adjustments to reflect any difference in accounting policies), unless there is objective evidence that those estimates were in error.

Ind AS estimates as at 1 April 2015 are consistent with the estimates as at the same date made in conformity with previous GAAP. The Group made estimates for following items in accordance with Ind AS at the date of transition as these were not required under previous GAAP:

- 1) Investment in equity instruments carried at FVPL or FVOCI;
- 2) Impairment of financial assets based on expected credit loss model.

Transition to Ind AS - Reconciliations

The following reconciliations provide a quantification of the effect of the transition to Ind As. The first reconciliation provides an overview of the impact on equity of the transition at 1 April 2015 and 31 March 2016.


The following reconciliations are providing details of the impact of the transition on:

- I. Equity at 31st March 2016
- II. Net income 31st March 2016

The presentation requirements under Previous GAAP differs from Ind AS and hence Previous GAAP information has been regrouped for ease of reconciliation with Ind AS. The Regrouped Previous GAAP information is derived from the Financial Statements of the Company prepared in accordance with Previous GAAP.

I. Reconciliation of Equity as at March 31, 2016

| | Notes to first time adoption | Regrouped Indian GAAP | Ind AS adjustments | Ind AS |
|-------------------------------|------------------------------|-----------------------|--------------------|-----------------|
| ASSETS | | | | |
| Non-current Tax assets (net) | | 0.93 | - | 0.93 |
| Current assets | | | | |
| Cash and cash equivalents | | 0.79 | - | 0.79 |
| Loans | | 8,746.96 | - | 8,746.96 |
| Other financial assets | | 128.60 | - | 128.60 |
| TOTAL | | 8,877.27 | #REF! | #REF! |
| EQUITY AND LIABILITIES | | | | |
| Equity | | | | |
| Equity Share capital | | 5.00 | - | 5.00 |
| Other Equity | | (1.70) | - | (1.70) |
| Current liabilities | | | | |
| Borrowings | | 8,743.96 | - | 8,743.96 |
| Trade payables | | 0.07 | - | 0.07 |
| Other financial liabilities | | 129.90 | - | 129.90 |
| Other current liabilities | | 0.05 | - | 0.05 |
| TOTAL | | 8,877.27 | - | 8,877.27 |



II. Reconciliation of Statement of Profit and Loss for the year ended March 31, 2016

| | Notes to first time adoption | Regrouped Indian GAAP | Ind AS adjustments | Ind AS |
|--|------------------------------|-----------------------|--------------------|---------------|
| Other Income | | 129.53 | - | 129.53 |
| Total | | 129.53 | - | 129.53 |
| Expenses | | | | |
| Finance costs | | 130.33 | - | 130.33 |
| Other expenses | | 0.90 | - | 0.90 |
| Total | | 131.23 | - | 131.23 |
| Profit before exceptional items and tax | | (1.70) | - | (1.70) |
| Exceptional Items | | - | - | - |
| Profit before tax | | (1.70) | - | (1.70) |
| Tax expense | | | | |
| Current tax | | | - | - |
| MAT Credit taken | | | - | - |
| Deferred tax charge/(credit) | | | - | - |
| Profit for the year (A) | | (1.70) | - | (1.70) |
| Total Comprehensive Income for the year (A+B) | | (1.70) | - | (1.70) |



HCC Energy Limited**Notes to the financial statements for the year ended March 31, 2017**

(All amounts are in ₹. lakhs, unless stated otherwise)

4 Non-current assets (net)

| Particulars | As at | As at |
|---------------------------------------|----------------|----------------|
| | March 31, 2017 | March 31, 2016 |
| Opening Balance | 19.06 | 0.93 |
| Add: Current tax Payable for the year | | |
| Less: Taxes paid | | |
| Closing Balance | 19.06 | 0.93 |

5 Cash and cash equivalents

| Particulars | As at | As at |
|---------------------|----------------|----------------|
| | March 31, 2017 | March 31, 2016 |
| Balances with Banks | | |
| In current accounts | 1.17 | 0.79 |
| Total | 1.17 | 0.79 |


- i There are no repatriation restrictions with regard to cash and cash equivalents as at the end of the reporting period and prior periods.
- ii The Company did not have any holdings or dealings in Specified Bank Notes during the period from 8th November, 2016 to 30th December, 2016 and hence the disclosure requirement as envisaged in Notification G.S.R 308(E) dated 30th March 2017 is not applicable to the Company.

6 Current financial assets - Loans

| Particulars | As at | As at |
|--|------------------|-----------------|
| | March 31, 2017 | March 31, 2016 |
| Current | | |
| Loans to related parties (refer note 24) | 27,246.96 | 8,746.96 |
| Total | 27,246.96 | 8,746.96 |

7 Other financial current assets

| Particulars | As at | As at |
|---|-----------------|----------------|
| | March 31, 2017 | March 31, 2016 |
| Considered good | | |
| Interest receivable Intercompany deposit from related parties (refer note 24) | 1,857.88 | 128.60 |
| Total | 1,857.88 | 128.60 |



HCC Energy Limited**Notes to the financial statements for the year ended March 31, 2017**

(All amounts are in ₹. lakhs, unless stated otherwise)

8 Financial risk management

The company's activities expose it to market risk, liquidity risk and credit risk.

This note explains the source of risk which the entity is exposed to and how the entity manages the risk.

| Risk | Exposure arising from | Management |
|--------------------------------|--------------------------------------|-----------------------------------|
| Credit risk | Cash and cash equivalents, financial | Diversification of bank deposits, |
| Market risk — foreign exchange | - | - |
| Market risk — interest rate | Longterm borrowings at variable rate | Actively managed |
| Liquidity risk | Trade Payables, borrowings and other | Availability of committed credit |

The Company's risk management is carried out by a project finance team and treasury team group under policies approved by board of directors. Company treasury identifies, evaluates and hedges financial risk in close co-operation with the group's operating units. The Management of the Company provides written principles for overall risk management, as well as policies covering specific areas, such as interest rate risk, and credit risk, use of derivative financial instrument and non-derivative financial instrument, and investments of excess liquidity.

(a) Credit Risk

The company is exposed to credit risk, which is the risk that counterparty will default on its contractual obligation resulting in a financial loss to the company. Credit risk arises from cash and cash equivalents, financial assets carried at amortised cost.

(b) Market Risk - Interest rate risk

The exposure of the Company's borrowing is linked to Bank rate at the end of the reporting period are as follows:

| Particulars | As at 31.03.2017 | As at 31.03.2016 | As at 01.04.2015 |
|--------------------------|---------------------|---------------------|---------------------|
| Variable rate borrowings | 27,250.46 | 8,743.96 | - |
| Total borrowings | 27,250.46 | 8,743.96 | - |

The Company has not entered into any interest rate swap agreement.

(b) Liquidity Risk

Prudent liquidity risk management implies maintaining sufficient cash and marketable securities and the availability of funding through an adequate amount of committed credit facilities to meet obligations when due and to close out market positions. The Company treasury maintains flexibility in funding by maintaining availability under committed credit lines.


Management monitors rolling forecasts of the company's liquidity position (comprising the undrawn borrowing facilities below) and cash and cash equivalents on the basis of expected cash flows. This is generally carried out at local level in the operating companies in accordance with practice and limits set by the Company. These limits vary by location to take into account the liquidity of the market in which the entity operates.

(i) Maturities of financial liabilities

The tables below analyse the Company's financial liabilities into relevant maturity groupings based on their contractual maturities for:

As At March-2017

| | Less than 1 year | 1 to 2 Years | 2 to 5 Years | Over 5 Years | Total |
|------------------------------|---------------------|--------------|--------------|-----------------|-------------------|
| Non-derivatives | | | | | |
| Borrowings | 27,250.46 | - | - | - | 27,250.46 |
| Other Financials liabilities | 1,871.10 | - | - | - | 1,871.10 |
| Trade and other payables | 0.01 | - | - | - | 0.01 |
| Other Current liabilities | 0.55 | - | - | - | 0.55 |
| Total non-derivatives | 29,122.12 | - | - | - | 29,122.12 |
| Derivatives (N.A) | - | - | - | - | - |
| | 29,122.118 | - | - | - | 29,122.118 |



As At March-2016

| | Less than 1 year | 1 to 2 Years | 2 to 5 Years | Over 5 Years | Total |
|------------------------------|---------------------|--------------|--------------|-----------------|-----------------|
| Non-derivatives | | | | | |
| Borrowings | 8,743.96 | - | - | - | 8,743.96 |
| Other Financials liabilities | 129.40 | - | - | - | 129.40 |
| Trade and other payables | 0.07 | - | - | - | 0.07 |
| Other Current liabilities | 0.54 | - | - | - | 0.54 |
| Total non-derivatives | 8,873.97 | - | - | - | 8,873.97 |
| Derivatives (N.A) | | | | | |
| | - | - | - | - | - |
| | 8,873.97 | - | - | - | 8,873.97 |

As At April-2015

| | Less than 1 year | 1 to 2 Years | 2 to 5 Years | Over 5 Years | Total |
|------------------------------|---------------------|--------------|--------------|-----------------|-------|
| Non-derivatives | | | | | |
| Borrowings | - | - | - | - | - |
| Other Financials liabilities | - | - | - | - | - |
| Trade and other payables | - | - | - | - | - |
| Other Current liabilities | - | - | - | - | - |
| Total non-derivatives | - | - | - | - | - |
| Derivatives (N.A) | | | | | |
| | - | - | - | - | - |
| | - | - | - | - | - |



HCC Energy Limited
Notes to the financial statements for the year ended March 31, 2017
(All amounts are in ₹. lakhs, unless stated otherwise)

9 Equity share capital

| | As at March 31, 2017 | As at March 31, 2016 |
|---|-------------------------|-------------------------|
| Authorised 1,000,000 [31st March, 2016: 1,000,000 and 1st April, 2015: 1,000,000] Equity Shares of Rs 10 each | 10.00 | 10.00 |
| Issued, subscribed and fully paid up 500,000 [31st March, 2016: 500,000 and 1st April, 2015: 500,000] Equity Shares of Rs 10 each | 5.00 | 5.00 |
| | <u>5.00</u> | <u>5.00</u> |

a) Reconciliation of number of shares

| | No of Shares | Amount |
|--|---------------|-------------|
| Equity Shares : | | |
| Balance as at the 1 April 2015 | - | - |
| Add: Issued during the year | 50,000 | 5.00 |
| Balance as at the 31 March 2016 | <u>50,000</u> | <u>5.00</u> |
| Add: Issued during the year | - | - |
| Balance as at the 31 March 2017 | <u>50,000</u> | <u>5.00</u> |

b) Rights, preferences and restrictions attached to shares

Equity shares: The company has only one class of equity shares having par value of Rs 10 per share. Each holder of equity shares is entitled to one vote per share. The Company declares and pays dividends in Indian Rupees. The dividend proposed by the Board of Directors is subject to approval of the Shareholders in the ensuing Annual General Meeting. In the event of liquidation of the company, the holders of equity shares will be entitled to receive remaining assets of the company, after

c) Details of equity shares held by holding / ultimate holding company

| Particulars | As at March 31, 2017 | | As at March 31, 2016 | |
|---|----------------------|----------------------|----------------------|----------------------|
| | No of shares | % of Shareholding | No of shares | % of Shareholding |
| Equity shares of Rs 10/- each fully paid HCC Power Limited | 50000 | 100% | 50000 | 100% |

10 Reserves and surplus

| Particulars | As at March 31, 2017 | As at March 31, 2016 |
|---|-------------------------|-------------------------|
| | Capital reserve | - |
| Retained Earnings | (2.04) | (1.70) |
| Total reserves and surplus | (2.04) | (1.70) |
| Surplus in the Consolidated Statement of Profit and Loss | | |
| Particulars | As at March 31, 2017 | As at March 31, 2016 |
| Opening balance | (1.70) | - |
| Add: Profit for the year | (0.34) | (1.70) |
| Closing Balance | (2.04) | (1.70) |



HCC Energy Limited
Notes to the financial statements for the year ended March 31, 2017
(All amounts are in ₹. lakhs, unless stated otherwise)

11 Other financial liabilities - Borrowings

| Particulars | As at March 31, 2017 | As at March 31, 2016 | |
|--|-------------------------|-------------------------|---------------|
| Unsecured | | | |
| From Related Parties | | | |
| Inter Corporate deposit (refer note 24) | 27,250.46 | 8,743.96 | |
| Unsecured - total | 27,250.46 | 8,743.96 | |
| Total current borrowings | 27,250.46 | 8,743.96 | |
| Less: Interest accrued | | | |
| Current borrowings (as per Balance sheet) | 27,250.46 | 8,743.96 | |
| | | | |
| Name of Company | Rate of interest | Repayable | Amount |
| HCC Power Ltd | 11.25% | 365 days | 27,250.46 |

12 Trade payables


| Particulars | As at March 31, 2017 | As at March 31, 2016 |
|----------------|-------------------------|-------------------------|
| Trade payables | 0.01 | 0.07 |
| Total | 0.01 | 0.07 |

13 Other financial liabilities

| Particulars | As at March 31, 2017 | As at March 31, 2016 |
|--|-------------------------|-------------------------|
| Current | | |
| Interest accrued and due on borrowings (ICD) (refer note 24) | 1,871.10 | 129.40 |
| Other payables | 0.50 | 0.50 |
| Total | 1,871.60 | 129.90 |

14 Other current liabilities

| Particulars | As at March 31, 2017 | As at March 31, 2016 |
|----------------|-------------------------|-------------------------|
| Current | | |
| Statutory Dues | 0.05 | 0.05 |
| Total | 0.05 | 0.05 |



HCC Energy Limited
Notes to the financial statements for the year ended March 31, 2017
 (All amounts are in ₹. lakhs, unless stated otherwise)

15 Other Income

| Particulars | For the year ended March 31, 2017 | For the year ended March 31, 2016 |
|-----------------|--------------------------------------|--------------------------------------|
| Interest income | 1,748.38 | 129.53 |
| Total | 1,748.38 | 129.53 |

16 Finance costs

| Particulars | For the year ended March 31, 2017 | For the year ended March 31, 2016 |
|--------------------------|--------------------------------------|--------------------------------------|
| Interest expense on ICDs | 1,748.02 | 130.33 |
| Total | 1,748.02 | 130.33 |

17 Other expenses

| Particulars | For the year ended March 31, 2017 | For the year ended March 31, 2016 |
|---|--------------------------------------|--------------------------------------|
| Miscellaneous Expenses | 0.71 | 0.90 |
| Total other expenses | 0.71 | 0.90 |
| Details of payment to auditors | | |
| Statutory Audit fees | 0.55 | 0.54 |
| Tax audit fees | | |
| Others | | |
| Fees for other audit related services | | |
| Fees for certification | | |
| Reimbursement of out-of-pocket expenses | | |
| Total payments to auditors | 0.55 | 0.54 |

18 Earning per shares

| Particulars | For the year ended March 31, 2017 | For the year ended March 31, 2016 |
|--|--------------------------------------|--------------------------------------|
| Profit/ (loss) after tax | (0.34) | (1.70) |
| Net profit/ (loss) for calculation of basic EPS | (0.34) | (1.70) |
| Number of equity shares in calculating basic EPS | 50000 | 50000 |
| Basic EPS | (0.69) | (3.40) |



HCC Energy Limited
Notes to the financial statements for the year ended March 31, 2017
(All amounts are in ₹. lakhs, unless stated otherwise)

19 Fair value measurements

(a) Significance of financial instruments

Classification of financial instruments

| | As at 31st March, 2017 | As at 31st March, 2016 |
|------------------------------------|---------------------------|---------------------------|
| Financial assets | | |
| At amortised Cost | | |
| Inter corporate deposit | 27,246.96 | 8,746.96 |
| Interest receivable on ICDs | 1,857.88 | 128.60 |
| Cash and Cash equivalent | 1.17 | 0.79 |
| Total financial assets | 29,106.02 | 8,876.35 |
| Financial liabilities | | |
| At amortised Cost | | |
| Inter corporate deposit | 27,250.46 | 8,743.96 |
| Interest on ICDs | 1,871.10 | 129.40 |
| Others payable | 0.51 | 0.56 |
| Total financial liabilities | 29122.07 | 8873.92 |


20 Fair value Hierarchy

(a) Fair value hierarchy - Recurring fair value measurements

| | As at 31st March, 2017 | As at 31st March, 2016 |
|--|---------------------------|---------------------------|
| Financial assets | | |
| At Fair value through profit & loss | | |
| Level 1 | | |
| Mutual fund Investments | - | - |
| Total financial assets | - | - |

(b) Fair value hierarchy - Assets and liabilities which are measured at amortised cost for which fair values are disclosed

| | As at 31st March, 2017 | As at 31st March, 2016 |
|------------------------------------|---------------------------|---------------------------|
| Financial assets | | |
| Level 3 | | |
| Corporate guarantee | - | - |
| Total financial assets | - | - |
| Financial liabilities | | |
| Level 3 | | |
| Inter corporate deposit | 27,250.46 | 8,743.96 |
| Interest on ICDs | 1,871.10 | 129.40 |
| Others payable | 0.51 | 0.56 |
| Total financial liabilities | 29,122.07 | 8,873.92 |



Recognised fair value measurements


Level 1: Level 1 hierarchy includes financial instruments measured using quoted prices. This includes mutual funds that have quoted price. The mutual funds are valued using the closing NAV.

Level 2: The fair value of financial instruments that are not traded in an active market (for example, over-the-counter derivatives) is determined using valuation techniques which maximise the use of observable market data and rely as little as possible on entity-specific estimates. If all significant inputs required to fair value an instrument are observable, the instrument is included in level 2.

Level 3: If one or more of the significant inputs is not based on observable market data, the instrument is included in level 3. This is the case for borrowings, Preference shares included in level 3

(c) Fair value of financial assets and liabilities measured at amortised cost

| | As at 31st March, 2017 | As at 31st March, 2016 |
|---|---------------------------|---------------------------|
| Financial assets | | |
| Carrying value of financial assets at amortised cost | | |
| Corporate guarantee | - | - |
| Total Financial assets at amortised cost | - | - |
| Fair value of financial assets carried at amortised cost | | |
| Corporate guarantee | - | - |
| Total Fair value of financial assets at amortised cost | - | - |
| Financial liabilities | | |
| Carrying value of financial liabilities at amortised cost | | |
| Bank borrowings | - | - |
| ICDs | 27,250.46 | 8,743.96 |
| | 27,250.46 | 8,743.96 |
| Fair value of financial liabilities carried at amortised cost | | |
| Inter corporate deposit | 27,250.46 | 8,743.96 |
| Interest on ICDs | 1,871.10 | 129.40 |
| Others payable | 0.51 | 0.56 |
| | 29,122.07 | 8,873.92 |
| The carrying value amounts of loans, inter corporate deposit, interest receivable on ICDs, share application money, fixed deposits, interest accrued on deposits, cash and cash equivalents, trade receivable, bank borrowings, interest accrued but not due, corporate guarantee, payable to related party, dues to employees and other payable approximate their fair value due to their short term nature. | | |
| For financial assets and liabilities that are measured at fair value, the carrying amounts are equal to the fair values. | | |



HCC Energy Limited**Notes to the financial statements for the year ended March 31, 2017**

(All amounts are in ₹. lakhs, unless stated otherwise)

21 Gratuity and other post-employment benefit plans

The Company has no employees on its payroll during the reporting period and therefore, there is no reportable information under AS-15.

22 Contingent Liabilities

There are no reportable contingent liabilities as on balance sheet date.

23 Capital and other commitments

There are no reportable capital commitments as on balance sheet date.

24 Transactions with Related Parties:

(a) Name of Related Party with which the Company has transactions during the period and Nature of Relationship

Nature of relationship and name of related party Holding company

HCC Power Ltd.

Ultimate holding company

Hindustan Construction Company Limited

HCC Infrastructure Company Limited

Fellow subsidiaries:

HCC Operation and Maintenance Ltd.

HCC Concessions Ltd.

| Nature of Transactions | 2016-17 | 2015-16 |
|--|----------------|----------------|
| Receiving of Services / Interest expense | | |
| HCC Power Limited | 1,748.02 | 130.33 |
| Financial Income | | |
| HCC Infrastructure Company Limited | 1,748.34 | 129.53 |
| Inter Corporate Deposit given during year | | |
| HCC Infrastructure Company Limited | 18,500.00 | 8,746.96 |
| Inter Corporate Deposit taken during year | | |
| HCC Power Limited | 18,506.50 | 8,743.96 |
| Reimbursement of expenses | | |
| HCC Operations & Maintenance Limited | - | 0.29 |
| Interest Payables | | |
| HCC Power Limited | 1,871.10 | 129.40 |
| Interest Receivable | | |
| HCC Infrastructure Company Limited | 1,857.88 | 128.60 |
| Intercompany given Deposit as on date | | |
| HCC Infrastructure Company Limited | 27,246.96 | 8,746.96 |
| Intercompany Deposit taken as on date | | |
| HCC Power Limited | 27,250.46 | 8,743.96 |
| Contribution in Share Capital till date | | |
| HCC Power Limited | 5.00 | 5.00 |



25 Details of dues to micro and small enterprises as defined under the MSMED Act, 2006


The enterprises dealing with company are not providing details about their coverage under the Micro, Small and Medium

26 Previous years figures


Figure for the previous year have been regrouped/recasted where ever necessary

The accompanying notes are an integral part of the financial statements.

As per our report of even date attached
For **K.S. Aiyar & Co.**
Chartered Accountants
Firm Registration No. 100186W



Satish Kelkar
Partner
Membership No.:38934



Praveen Sood
Director




Perwez Alam
Director



Mahesh Sitaram Gaikwad
Director

Place: Mumbai
Date: 25 APR 2017.



Place: Mumbai
Date:

25 APR 2017