

Independent Auditor's Report

To the Members of Spotless Laundry Services Limited

Report on the Financial Statements

We have audited the accompanying financial statements of Spotless Laundry Services Limited ("the Company"), which comprise the Balance Sheet as at 31st March 2017, the Statement of Profit and Loss, the Statement of changes in equity, the Cash Flow Statement for the period then ended and a summary of the significant accounting policies and other explanatory information.

Management's Responsibility for the Financial Statements

The Company's Board of Directors is responsible for the matters stated in Section 134(5) of the Companies Act, 2013 ("the Act") with respect to the preparation and presentation of these financial statements that give a true and fair view of the financial position, financial performance, changes in equity and cash flows of the Company in accordance with the accounting principles generally accepted in India, including the Accounting Standards specified under Section 133 of the Act, read with Rule 4 of the Companies (Indian Accounting Standards) Rules, 2015. This responsibility also includes maintenance of adequate accounting records in accordance with the provisions of the Act for safeguarding the assets of the Company and for preventing and detecting frauds and other irregularities; selection and application of appropriate accounting policies; making judgments and estimates that are reasonable and prudent; and design, implementation and maintenance of adequate internal financial controls, that were operating effectively for ensuring the accuracy and completeness of the accounting records, relevant to the preparation and presentation of the financial statements that give a true and fair view and are free from material misstatement, whether due to fraud or error.

Auditor's Responsibility

Our responsibility is to express an opinion on these financial statements based on our audit. We have taken into account the provisions of the Act, the accounting and auditing standards and matters which are required to be included in the audit report under the provisions of the Act and the Rules made there under.

We conducted our audit in accordance with the Standards on Auditing specified under Section 143(10) of the Act. Those Standards require that we comply with ethical requirements and plan and perform the audit to obtain reasonable assurance about whether the financial statements are free from material misstatement.

An audit involves performing procedures to obtain audit evidence about the amounts and the disclosures in the financial statements. The procedures selected depend on the auditor's judgment, including the assessment of the risks of material misstatement of the financial statements, whether due to fraud or error. In making those risk assessments, the auditor considers internal financial control relevant to the Company's preparation of the financial statements that give a true and fair view in order



G.D. Apte & Co.
Chartered Accountants

to design audit procedures that are appropriate in the circumstances, An audit also includes evaluating the appropriateness of the accounting policies used and the reasonableness of the accounting estimates made by the Company's Directors as well as evaluating the overall presentation of the financial statements.

We believe that the audit evidence we have obtained is sufficient and appropriate to provide a basis for our audit opinion on the financial statements.

Opinion

In our opinion and to the best of our information and according to the explanations given to us, the financial statements give the information required by the Act in the manner so required and give a true and fair view in conformity with the accounting principles generally accepted in India, of the state of affairs of the Company as at March 31, 2017 and its loss, changes in equity and its cash flows for the year ended on that date.

Other Matters

The comparative financial information of the company for the year ended March 31, 2016 and the transition date opening balance sheet as at April 01, 2015 included in these Standalone financial statements, are based on the previously issued statutory financial statements prepared in accordance with the Companies (Accounting Standards) Rules, 2006 audited by the predecessor auditor whose report for the year ended March 31, 2016 and March 31, 2015 dated April 19, 2016 and April 20, 2015 respectively expressed an unmodified along with Emphasis of Matter paragraph on those standalone financial statements, as adjusted for the differences in the accounting principles adopted by the company on transition to the Ind AS, which have been audited by us.

Our Opinion is not modified in respect of this matter.

Report on Other Legal and Regulatory Requirements

1. As required by the Companies (Auditor's Report) Order, 2016 ("the Order"), issued by the Central Government of India in terms of sub-section (11) of section 143 of the Act, we enclose in the "Annexure - A", a statement on the matters specified in paragraphs 3 and 4 of the Order, to the extent applicable.
2. As required by Section 143(3) of the Act, we report that:
 - (a) We have sought and obtained all the information and explanations which to the best of our knowledge and belief were necessary for the purposes of our audit;
 - (b) In our opinion, proper books of account as required by law have been kept by the Company so far as it appears from our examination of those books;
 - (c) The Balance Sheet, the Statement of Profit and Loss, the Statement of changes in equity and the Cash Flow Statement dealt with in this Report are in agreement with the books of account;

G.D. Apte & Co., Chartered Accountants


Office No. 83-87, 8th Floor, Mittal Tower- 'B' Wing, Nariman Point, Mumbai – 400 021



G.D. Apte & Co.
Chartered Accountants

- (d) In our opinion, the aforesaid financial statements comply with the Accounting Standards specified under Section 133 of the Act, read with Rule 4 of the Companies (Indian Accounting Standards) Rules, 2015.
- (e) On the basis of the written representations received from the directors as on March 31, 2017 taken on record by the Board of Directors, none of the directors is disqualified as on March 31, 2017 from being appointed as a director in terms of Section 164 (2) of the Act.
- (f) With respect to the adequacy of the internal financial controls over financial reporting of the Company and the operating effectiveness of such controls, refer to our separate report in "Annexure B"
- (g) With respect to the other matters to be included in the Auditor's Report in accordance with Rule 11 of the Companies (Audit and Auditors) Rules, 2014, in our opinion and to the best of our information and according to the explanations given to us:
- (i) The Company does not have any pending litigations which would impact its financial position;
 - (ii) The Company did not have any long-term contracts including derivative contracts for which there were any material foreseeable losses.
 - (iii) There were no amounts which were required to be transferred to the Investor Education and Protection Fund by the Company.
 - (iv) The company has disclosed in its financial statements as to holdings as well as dealings in specified bank notes during the period from November 8, 2016 to December 30, 2016 and the same are in accordance with the books of account maintained by the company.

For G. D. Apte & Co
Chartered Accountants
Firm Registration Number: 100515W



U.S. Abhyankar
Partner
Membership No.: 113 053
Mumbai, April 17, 2017




ANNEXURE 'A' TO THE AUDITORS' REPORT

(Referred to in Paragraph 1 under the heading 'Report on Other Legal and Regulatory Requirements' of our report of even date to the members of the Company for the period ended March 31, 2017 of Spotless Laundry Services Limited)

- i. (a) The Company has maintained proper records showing full particulars in respect of its fixed assets, except the quantitative details.

(b) All fixed assets have not been physically verified by the management during the year but there is a regular programme of verification which, in our opinion, is reasonable having regard to the size of the Company and the nature of its assets. No material discrepancies were noticed on such verification.

(c) According to the information and explanations given to us and on the basis of our examination of the records of the Company, the title deeds of immovable properties are held in the name of the Company.
- ii. Considering the nature of business of the company, paragraph 3 (ii) of the Order regarding inventory is not applicable for the year.
- iii. According to the information and explanation given to us, the Company has not granted any loans, secured or unsecured to companies, firms, Limited Liability Partnerships or other parties covered in the register maintained under Section 189 of the Companies Act, 2013. Accordingly, provisions of paragraph 3 (iii) of the Order are not applicable.
- iv. Based on the audit procedures conducted by us and according to the information and explanation given to us, the Company has not advanced any loans, made any investments or given any guarantees and security. Accordingly, paragraph 3(iv) of the Order is not applicable.
- v. The Company has not accepted any deposits from the public to which the provisions of section 73 to 76 or any other relevant provisions of the Companies Act, 2013 and the rules framed thereunder apply.
- vi. According to the information and explanations given to us, the Company is not required to maintain cost records under sub-section (1) of section 148 of the companies Act, 2013.
- vii. (a) According to the records of the company, no liability in respect of sales tax, duty of customs, duty of excise, cess, value added tax has arised during the period of audit.



G.D. Apte & Co. Chartered Accountants

The company has been generally regular in depositing the income tax and service tax dues and other material statutory dues applicable to it. There are no undisputed dues, except shown in the below table which were outstanding, at the year end for a period of more than six months from the date they became payable.

Rs in Lakhs

Nature of Dues	Period to which the amount relates	Due dates	Amount
Tax deducted at source – Income Tax	March 2015	30 th April, 2015	20.90
	March 2016	30 th April, 2016	22.58
		Total	43.48

(b) According to the records of the Company, there are no dues of income tax, sales tax, service tax, duty of customs, duty of excise and value added tax which have not been deposited on account of any dispute.



- viii. According to the information and explanations given to us, the Company has not taken any money from any financial institution, bank, Government or debenture holder, and accordingly paragraph 3 (viii) of the Order is not applicable to the company.
- ix. The Company has not raised any money by way of initial public offer or further public offer (including debt instruments) and did not have any term loans outstanding during the year. Accordingly paragraph 3 (ix) of the Order is not applicable to the Company.
- x. According to the information and explanations furnished by the management, and based on our audit procedures, we report that no fraud by the Company or on the Company by any of its officers or employees noticed or reported during the course of our audit.
- xi. According to the information and explanation furnished by the management, no managerial remuneration has been paid during the year. Accordingly the provisions of paragraph 3 (xi) of the Order are not applicable to the Company.
- xii. In our opinion, the Company is not a Nidhi Company. Accordingly paragraph 3 (xii) of the Order is not applicable to the Company.
- xiii. Based upon the audit procedures performed for the purpose of reporting the true and fair view of the financial statements and as per the information and explanations given to us, we report that the transactions with the related parties are in compliance with section 188 of Companies Act, 2013 where applicable and the details as required by the applicable accounting standards have been disclosed in the financial Statements. Since the company is not listed company or a company prescribed within the class of companies under Rule 6 of Companies (Meetings of Board and its Powers) Rules, 2014, provisions of section 177 of the Act are not applicable to the company.
- xiv. The Company has not made any preferential allotment or private placement of shares or fully or partly convertible debentures during the year under review.



G.D. Apte & Co.
Chartered Accountants

- xv. According to the information and explanations furnished by the management and based upon the audit procedures performed for the purpose of reporting true and fair view of the financial statements, we report that, the Company has not entered into any non-cash transactions with directors or persons connected with them.
- xvi. According to the information and explanations given to us and based on audit procedures performed by us, the Company is not required to be registered under section 45-IA of the Reserve Bank of India Act, 1934.

For G. D. Apte & Co
Chartered Accountants
Firm Registration Number: 100515W

U.S. Abhyankar
Partner
Membership No.: 113053
Mumbai, April 17, 2017

ANNEXURE 'B' TO THE AUDITORS' REPORT

(Referred to in paragraph 2 (f) under the heading 'Report on other legal and regulatory requirements' of our report on even date on the Internal Financial Controls under Clause (i) of Sub-section 3 of Section 143 of the Companies Act, 2013 ("the Act") to the members of the Company for the period ended March 31, 2017 of Spotless Laundry Services Limited)

To the Members of Spotless Laundry Services Limited

We have audited the internal financial controls over financial reporting of Spotless Laundry Services Limited ("the Company"), as of March 31, 2017 in conjunction with our audit of the financial statements of the Company for the year ended on that date.

Management's Responsibility for Internal Financial Controls

The Company's management is responsible for establishing and maintaining internal financial controls based on the internal control over financial reporting criteria established by the Company considering the essential components of internal control stated in the Guidance Note on Audit of Internal Financial Controls over Financial Reporting issued by the Institute of Chartered Accountants of India (ICAI). These responsibilities include the design, implementation and maintenance of adequate internal financial controls that were operating effectively for ensuring the orderly and efficient conduct of its business, including adherence to company's policies, the safeguarding of its assets, the prevention and detection of frauds and errors, the accuracy and completeness of the accounting records, and the timely preparation of reliable financial information, as required under the Companies Act, 2013.

Auditors' Responsibility

Our responsibility is to express an opinion on the Company's internal financial controls over financial reporting based on our audit. We conducted our audit in accordance with the Guidance Note on Audit of Internal Financial Controls Over Financial Reporting (the "Guidance Note") and the Standards on Auditing as specified under section 143(10) of the Act to the extent applicable to an audit of internal financial controls, both applicable to an audit of internal financial controls and both issued by the Institute of Chartered Accountants of India. Those Standards and the Guidance Note require that we comply with ethical requirements and plan and perform the audit to obtain reasonable assurance about whether adequate internal financial controls over financial reporting was established and maintained and if such controls operated effectively in all material respects.

Our audit involves performing procedures to obtain audit evidence about the adequacy of the internal financial controls system over financial reporting and their operating effectiveness. Our audit of internal financial controls over financial reporting included obtaining an understanding of internal financial controls over financial reporting, assessing the risk that a material weakness exists, and testing and evaluating the design and operating effectiveness of internal control based on the assessed risk. The procedures selected depend on the auditor's judgement, including the assessment of the risks of material misstatement of the financial statements, whether due to fraud or error.



We believe that the audit evidence we have obtained is sufficient and appropriate to provide a basis for our audit opinion on the Company's internal financial controls system over financial reporting.

Meaning of Internal Financial Controls over Financial Reporting

A company's internal financial control over financial reporting is a process designed to provide reasonable assurance regarding the reliability of financial reporting and the preparation of financial statements for external purposes in accordance with generally accepted accounting principles. A company's internal financial control over financial reporting includes those policies and procedures that (1) pertain to the maintenance of records that, in reasonable detail, accurately and fairly reflect the transactions and dispositions of the assets of the company; (2) provide reasonable assurance that transactions are recorded as necessary to permit preparation of financial statements in accordance with generally accepted accounting principles, and that receipts and expenditures of the company are being made only in accordance with authorisations of management and directors of the company; and (3) provide reasonable assurance regarding prevention or timely detection of unauthorised acquisition, use, or disposition of the company's assets that could have a material effect on the financial statements.

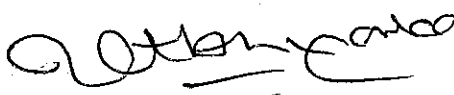

Inherent Limitations of Internal Financial Controls over Financial Reporting

Because of the inherent limitations of internal financial controls over financial reporting, including the possibility of collusion or improper management override of controls, material misstatements due to error or fraud may occur and not be detected. Also, projections of any evaluation of the internal financial controls over financial reporting to future periods are subject to the risk that the internal financial control over financial reporting may become inadequate because of changes in conditions, or that the degree of compliance with the policies or procedures may deteriorate.

Opinion

In our opinion, the Company has, in all material respects, an adequate internal financial controls system over financial reporting and such internal financial controls over financial reporting were operating effectively as at March 31, 2017, based on the internal control over financial reporting criteria established by the Company considering the essential components of internal control stated in the Guidance Note on Audit of Internal Financial Controls Over Financial Reporting issued by the ICAI.

For G. D. Apte & Co
Chartered Accountants
Firm Registration Number: 100515W

U.S. Abhyankar
Partner
Membership No.: 113053
Mumbai, April 17, 2017

Balance Sheet as at 31st March,2017

(₹ in Lakhs)

Particulars	Note No	As at 31st March 2017	As at 31st March 2016	As at 1st April 2015
ASSETS				
Non-current assets				
Property, Plant and Equipment	2.01	1,264.37	1,432.68	1,633.02
Capital work-in- progress	2.01	3.98	3.98	3.98
Financial Assets				
(i) Long-term loans and advances (Unsecured, considered good)	2.02	3.50	3.50	3.50
(ii) Other Financial assets	2.03	57.91	53.89	49.92
Deferred Tax Asset (Net)	2.04	-	-	-
Other Non Current Assets	2.05	-	-	1.25
Current assets				
(a) Financial Assets				
(i) Trade Receivable	2.06	1.72	3.45	1.77
(ii) Cash and Cash equivalents	2.07	2.02	2.63	0.67
(iii) Loans	2.08	3.22	3.22	3.22
(b) Current tax assets (net)				
(c) Other current assets	2.10	8.88	10.06	15.04
Total Assets		1,347.81	1,515.60	1,714.98
EQUITY AND LIABILITIES				
Equity				
Equity Share capital	2.11	12.69	12.69	12.69
Other Equity	2.12	(1,383.81)	(894.73)	(453.29)
Non-current liabilities				
Provisions	2.13	-	0.09	0.08
Current liabilities				
(a) Financial Liabilities				
(i) Borrowings	2.14	2,109.73	1,416.07	1,415.67
(ii) Trade payables	2.15	218.65	203.50	194.33
(iii) Other financial liabilities	2.16	287.91	706.59	503.31
(b) Other current liabilities				
(c) Provisions	2.19	-	0.09	0.10
Total Equity and Liabilities		1,347.81	1,515.60	1,714.98

Significant accounting policies and notes to financial statements form an integral part of Balance Sheet.

As per our attached report of even date

For and on behalf of Board of Directors

For G. D. Apte & Co.
Chartered Accountants
ICAI Firm Registration No. 100515W

Ambuj Jain
Director
DIN : 02290842

Shripad Gaitonde
Director
DIN : 06981627

U. S. Abhyankar
Partner
Membership No. 113053

Rajiv Duggal
Director
DIN : 00989554

Akash Dharamsey
Director
DIN : 00062242

Place: Mumbai
Date : 17th April, 2017

Place : Mumbai
Date : 17th April, 2017



U. S. Abhyankar

Statement of Profit and Loss for the year ended March 31,2017

(₹ in Lakhs)

Particulars	Note No	For the Year Ended 31st March 2017	For the Year Ended 31st March 2016
Revenue from Operations	2.20	0.28	1.45
Other Income	2.21	4.52	4.68
Total Income		4.79	6.13
EXPENSES			
Employee Benefit expenses	2.22	0.81	5.15
Administrative & Other Expenses	2.23	17.33	16.92
Finance Cost	2.24	307.75	232.46
Depreciation and amortization expenses	2.01	167.98	193.04
Total Expenses		493.87	447.58
Profit/(Loss) before tax		(489.07)	(441.45)
Tax expenses			
(1) Current tax		-	-
(2) Deferred tax		-	-
Profit (Loss) for the period from continued operations		(489.07)	(441.45)
Other Comprehensive Income			
Items that will not be reclassified to profit or loss		-	-
Total other Comprehensive Income for the Year, net of tax		-	-
Total Comprehensive Income for the period		(489.07)	(441.45)
Earning per equity share (For continuing operations) :			
i) Basic (₹ Per Share)		(385.53)	(347.99)
ii) Diluted (₹ Per Share)		(385.53)	(347.99)
Earning per equity share (For discontinued & continuing operations):			
i) Basic (₹ Per Share)		(385.53)	(347.99)
ii) Diluted (₹ Per Share)		(385.53)	(347.99)

Significant accounting policies and notes to financial statements form an integral part of the Statement of Profit and Loss.

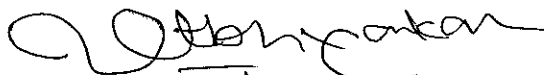
As per our attached report of even date

For and on behalf of Board of Directors

For G. D. Apte & Co.
Chartered Accountants
ICAI Firm Registration No. 100515W

Ambu Jain
Director
DIN : 02290842

Shripad Gaitonde
Director
DIN : 06981627



U. S. Abhyankar
Partner
Membership No. 113053



Rajiv Duggal
Director
DIN : 00989554

Akash Dharamsey
Director
DIN : 00062242

Place: Mumbai
Date : 17th April, 2017

Place : Mumbai
Date : 17th April, 2017



Statement of Changes in Equity as at March 31, 2017

A Equity Share Capital

(₹ in Lakhs)

Balance at April 01, 2015	Changes in equity share capital during the year	Balance as at March 31, 2016	Changes in equity share capital during the year	Balance as at March 31, 2017
12.69	-	12.69	-	12.69

B Other Equity

(₹ in Lakhs)

Particulars	Equity investment by holding company (Corporate Guarantee)	Reserve and Surplus		Other items of Equity Comprehensive Income	Total
		Securities Premium Reserve	Retained Earnings		
Balance as on 1st April 2015	6.26	821.03	(1,280.77)	0.20	(453.29)
Profit / (Loss) for the period			(441.45)		(441.45)
Other Comprehensive Income	-	-	-	-	-
Total Comprehensive Income for the year	-	-	(441.45)	-	(441.45)
Balance as on 31st March 2016	6.26	821.03	(1,722.22)	0.20	(894.73)
Profit / (Loss) for the period			(489.07)		(489.07)
Other Comprehensive Income					
Total Comprehensive Income for the year	-	-	(489.07)	-	(489.07)
Balance at the end of 31st March 2017	6.26	821.03	(2,211.29)	0.20	(1,383.81)

Significant accounting policies and notes to financial statements form an integral part of the Statement of Changes in Equity

As per our attached report of even date

For G. D. Apte & Co.
Chartered Accountants
ICAI Firm Registration No. 100515W



U. S. Abhyankar
Partner
Membership No. 113053



Place: Mumbai
Date : 17th April, 2017

For and on behalf of the Board of Directors

Ambuj Jain
Director
DIN : 02290842

Shripad Gaitonde
Director
DIN : 06981627

Rajiv Duggal
Director
DIN : 00989554

Akash Dharamsey
Director
DIN : 00062242

Place : Mumbai
Date : 17th April, 2017

Cash Flow Statement for the Year Ended 31st March 2017

(₹ in Lakhs)

Particulars	For the Year Ended 31st March 2017	For the Year Ended 31st March 2016
A. CASH FLOW FROM OPERATING ACTIVITIES		
- Net profit / (loss) before tax and Exceptional items	(489.07)	(441.45)
Adjustment for :		
Add:		
Other Comprehensive Income	-	-
- Loss on Sale of Asset	0.00	1.13
- Depreciation	167.98	193.04
- Interest Expenses	307.75	232.46
Less:		
- Interst on Fixed Deposit (Shown sperately as Investing Activity)	4.46	4.42
Operating Profit before working Capital changes	(17.80)	(19.24)
Changes in Working Capital		
- (Increase) / Decrease in Other Financial assets (Non Current)	(4.01)	(3.98)
- (Increase) / Decrease in Trade Receivables	1.73	(1.68)
- (Increase) / Decrease in Other Current Assets	0.72	4.52
- (Increase) / Decrease in Other Non Current Assets	-	1.25
- Increase / (Decrease) in Trade Payables	15.15	9.18
- Increase / (Decrease) in Other Financial Liabilities	(726.43)	(29.17)
- Increase / (Decrease) in Other Current Liabilities	31.35	29.20
- Increase / (Decrease) in Current Liabilities	-	-
- Increase / (Decrease) in Provisions	(0.19)	0.01
CASH GENERATED FROM OPERATING ACTIVITIES	(699.48)	(9.91)
Taxes (Paid) / Refund received	0.43	0.88
NET CASH FLOW FROM OPERATING ACTIVITIES	(699.06)	(9.02)
B. CASH FLOW FROM INVESTING ACTIVITIES		
- Sale of fixed assets	0.33	6.16
- Interest Received on Bank Deposit	4.46	4.42
NET CASH FLOW FROM INVESTING ACTIVITIES	4.79	10.58
C. CASH FLOW FROM FINANCING ACTIVITIES		
- Interest Paid	-	-
- Proceeds from / (Repayment of) Borrowings	693.65	0.41
NET CASH FLOW FROM FINANCING ACTIVITIES	693.65	0.41



(₹ in Lakhs)

Particulars	For the Year Ended 31st March 2017	For the Year Ended 31st March 2016
Net Increase / (Decrease) in cash and cash equivalents	(0.62)	1.96
Cash and cash equivalents at beginning of the year	2.63	0.67
Cash and cash equivalents at end of the period / year	2.02	2.63

Notes :

i) Details of Cash and cash equivalents are given in note No. 2.05

ii) The above cash- flow statement have been prepared under the indirect method setout in Ind AS 7, 'Statement of Cashflows' specified under section 133 of the Act read with rule 4 of the Companies (Indian Accounting Standard) Rules, 2015 and rule 4 of Companies (India Accounting Standard) Amendment Rules 2016.


iii) Direct Tax paid is treated as arising from operating activities and are not bifurcated between investment and financing activities.

iv) All figures in bracket, indicate outflow.

As per our attached Report of even date

For and on behalf of Board of Directors

For G. D. Apte & Co.
Chartered Accountants
ICAI Firm Registration No. 100515W



U. S. Abhyankar
Partner
Membership No. 113053

Place: Mumbai
Date : 17th April, 2017




Ambuj Jain
Director
DIN : 02290842


Shripad Gaitonde
Director
DIN : 06981627

Rajiv Duggal
Director
DIN : 00989554

Akash Dharamsey
Director
DIN : 00062242

Place : Mumbai
Date : 17th April, 2017

Note No.1: SIGNIFICANT ACCOUNTING POLICIES AND NOTES FORMING PART OF ACCOUNTS AS AT 31st March 2017

A Company Overview

Spotless Laundry Services Limited ('the company') is a public limited company incorporated and domiciled in India and having its in single segment i.e Laundry at Lavasa, India. The company was incorporated On 20th January, 2009 and having its registered office in Mumbai, India. The company operates as a Joint Venture of Lavasa Corporation Limited and Tex Kare Cleaners Private Limited

B Basis of Preparation of Financial Statements

The financial statements are prepared in accordance with Indian Accounting Standard (Ind AS), prescribed under section 133 of the Act read with rules 4 of the Companies (Indian Accounting Standard) Rules, 2015 and Companies (India Accounting Standard) Amendment Rules 2016, under the historical cost convention on the accrual basis.

The Company has adopted all Ind AS standards and adoption has been carried out in accordance with Ind AS101, First Time Adoption of Indian Accounting Standard. The transition was carried out from Indian Accounting Principles generally accepted in India as prescribed under Sec 133 of the Act, read with Rule 7 of the Companies (Accounts) Rules, 2014 (IGAAP), which was the previous GAAP. Reconciliations and descriptions of the effect of the transition has been summarized in Note 2.32

C Statement of Compliance

The Financial Statements comprising Balance Sheet, Statement of profit and Loss, Statement of changes in Equity, Cash Flow Statement, together with notes for the year ended March 31, 2017 have been prepared in accordance with Ind AS as notified under the Companies (Indian Accounting Standards) Rules, 2015 and Companies (Indian Accounting Standards) Amendment Rules, 2016

D Basis of measurement

The financial statements have been prepared on a historical cost convention and on an accrual basis, except for the following material items that have been measured at fair value as required by relevant Ind AS:

- i. Certain financial assets and liabilities measured at fair value (refer accounting policy on financial instruments);
- ii. Defined benefit and other long-term employee benefits.

E Functional and Presentation Currency

Items included in financial statement of the Company are measured using the currency of the primary economic environment in which the Company operates ("the functional currency").

Indian rupee is the functional currency of the Company.

The financial statements are presented in Indian Rupees (₹) which is the Company's presentation currency. All financial information presented in Indian Rupees has been rounded up to the nearest lakhs except where otherwise indicated.

F First-time adoption of Ind AS

The financial statement for the year ended March 31, 2017 are the first financial statement prepared by the company in accordance with Ind As.

For the periods up to and inclusive of year ended March 31, 2016, the Company prepared its financial statements in accordance with accounting standards specified in section 133 of companies Act 2013 read together with rule 7 of Companies (Accounting Standards) Rules 2014 (Previous GAAP). Reconciliation and description of the effect of transition from previous GAAP to Ind AS on equity, Profit and cash flows are provided in Note 2.32, 2.33, 2.34. The Balance Sheet as on the date of transition has been prepared in accordance with Ind AS 101 first-time Adoption of Indian Accounting Standards.

Ind AS 101 requires that all Ind AS for the first Ind AS Financial Statements, be applied consistently and retrospectively for all fiscal years presented. However this standard provides some exceptions and exemptions to the general requirement in specific cases. The application of these exceptions and exemptions are as discussed below:

F (a) Exceptions to retrospective application of other Ind AS

i. Estimates:

An entity's estimates in accordance with Ind AS at the date of transition to Ind AS shall be consistent with estimates made for the same date in accordance with previous GAAP (after adjustments to reflect any difference in accounting policies), unless there is an objective evidence that those estimates were in error. The Company has not made any changes to estimates made in accordance with Previous GAAP.

ii. Ind AS 109 – Financial Instruments (Classification and measurement of financial assets) :

Classification and measurement of financial assets shall be made on the basis of the facts and circumstances that exist at the date of transition to Ind AS. The Company has evaluated the facts and circumstances existing on the date of transition to Ind AS for the purpose of classification and measurement of financial assets and accordingly has classified and measured financial assets on the date of transition.

iii. Ind AS 17 Leases :

An entity shall determine based on facts and circumstances existing at the date of transition to Ind AS whether an arrangement contains a Lease and when a lease includes both land and building elements, an entity shall assess the classification of each element as finance or operating lease. The Company has used this exemption and assessed all arrangements based on conditions existing as at the date of transition.



F (b) Exemptions from retrospective application of Ind AS

i. Ind AS 16 Property, Plant and Equipment/ Ind AS 38 Intangible assets :

An entity may elect to measure an item of property, plant and equipment and Intangible asset at the date of transition to Ind AS at its fair value and use that fair value as deemed cost at that date or may measure the items of Property, plant and equipment, Intangibles by applying Ind AS retrospectively or use the carrying amount under Previous GAAP on the date of transition as deemed cost. The Company has elected to continue with the carrying amount for all of its property, plant and equipment , Intangible assets measured as per Previous GAAP and used that as its deemed cost as at the date of transition.

G Use of Estimates

The preparations of financial statements in conformity with Ind AS requires management to make judgments, estimates and assumptions that affect the application of accounting policies and the reported amounts of assets, liabilities, the disclosures of contingent assets and contingent liabilities at the time of financial statements, income and expenses during the period. Actual results may differ from these estimates. Estimates and underlying assumptions are reviewed on an ongoing basis. Revisions to accounting estimates are recognized in the period in which the estimates are revised and in future periods which are affected.

Application of accounting policies that require critical accounting estimates and assumption having the most significant effect on the amounts recognised in the financial statements are :

- Useful lives of property, plant and equipment
- Measurement of defined employee benefit obligations
- Provisions
- Utilisation of Tax Losses

H SIGNIFICANT ACCOUNTING POLICIES:

a) Property, Plant and Equipment

Property, Plant and Equipment are stated at cost less accumulated depreciation and impairment losses if any. Cost comprises the purchase price and any attributable cost of bringing the asset to its working condition for its intended use. Borrowing costs relating to acquisition of fixed assets which takes substantial period of time to get ready for its intended use are also included to the extent they relate to the period till such assets are ready to be put to use.

b) Depreciation and Amortization

Depreciation on tangible assets is provided on reducing balance method over the estimated useful lives of the assets on pro-rata basis. The estimated useful lives are as below,

- Building : 10 years
- Plant & Machinery : 20 years
- Computers : 6 years
- Office Equipments : 20 years
- Furniture & Fixtures : 15 years

For the above classes of assets, based on internal assessment, Management believes that the useful life as given above represents the period over which it expects to use these assets. Hence the useful lives of these assets are different from the useful lives as prescribed under Part C of Schedule II of Companies Act, 2013.

c) Financial Instruments

a. Financial Assets

Financial assets comprises of investments in the equity and debt securities, trade receivables cash and cash equivalents and other financial assets.

Initial recognition:

All financial assets are recognised initially at fair value plus transaction cost that are attributable to the acquisition of financial assets purchases or sales of financial assets (in case where financial assets are not recorded at fair value through profit or loss) which require delivery of assets within a time frame established by regulation or convention in the market place (regular way trades) are recognised on the trade date, i.e., the date that the Company commits to purchase or sell the assets.

Subsequent measurement:

i. Financial assets measured at amortized cost:

Financial assets held within a business model whose objective is to hold financial assets in order to collect contractual cash flows and contractual terms of financial assets give rise on specified dates to cash flows that are solely payments of principal and interest on the principal amount outstanding are measured at amortised cost using effective interest rate (EIR) method. The EIR amortisation is recognised as finance income in Statement of Profit and Loss.

The Company while applying above criteria has classified the following at Amortised cost

- a) Trade receivable
- b) Other Financial Assets



ii. Financial assets at Fair Value through other comprehensive income (FVTOCI):

Financial assets that are held within a business model whose objective is achieved by both collecting contractual cash flows and selling financial assets and the contractual terms of the financial assets give rise on specific dates to cash flows that are solely payments of principal and interest on the principal amount outstanding are subsequently measured at FVTOCI. Fair value movements in financial assets at FVTOCI are recognised in other comprehensive income.

iii. Financial asset are measured at fair value through profit or loss (FVTPL)

Financial assets are measured at fair value through profit or loss if it does not meet the criteria for classification as measured at amortised cost or at fair value through other comprehensive income. All fair value changes are recognised in the Statement of Profit and Loss.

De recognition of financial assets

Financial assets are derecognised when the contractual rights to the cash flows from the financial asset expire or the financial asset is transferred and the transfer qualifies for de recognition. On de recognition of a financial asset in its entirety, the difference between the carrying amount (measured at the date of derecognition) and the consideration received (including any new asset obtained less any new liability assumed) shall be recognised in the Statement of Profit and Loss.

Impairment of financial assets

Trade receivables, contract assets under Ind AS 109 are tested for impairment based on the expected credit losses for respective financial asset.

I. Trade Receivables

An impairment analysis is performed at each reporting date. The expected credit losses over lifetime of the asset are estimated by adopting the simplified approach using a provision matrix which is based on historical loss rates reflecting current condition and forecast of future economic conditions. In this approach assets are grouped on the basis of similar credit characteristics such as industry, customer segment, past due status and other factors which are relevant to estimate the expected cash loss from these assets.

II. Other financial assets

Other financial assets are tested for impairment based on significant change in credit risk since initial recognition and impairment is measured based on probability of default over the lifetime when there is a significant increase in credit risk.

b. Reclassification of Financial Assets –

The company determines classification of financial assets and liabilities on initial recognition. After initial recognition, no reclassification is made for financial assets which are categorised as equity instruments at FVTOCI and financial assets of liabilities that are specifically designated at FVTPL. For Financial Assets which are debt instruments, a reclassification is made only if there is a change in the business model for managing those assets. Changes to the business model are expected to be very infrequent. The management determines change in the business model as a result of external or internal changes which are significant to the company's operations. A change in the business model occurs when the company either begins or ceases to perform an activity that is significant to its operations. If the company reclassifies the financial assets, it applies the reclassification prospectively from the reclassification date which is the first day of the immediately next reporting period following the change in business model. The Company does not restate any previously recognised gains, losses (including impairment gains or losses) or interest.

c. Financial liabilities

Initial Recognition and Measurement:

Financial liabilities are initially recognised at fair value plus any transaction cost that are attributable to the acquisition of the financial liabilities except financial liabilities at fair value through profit or loss which are initially measured at fair value.

Subsequent Measurement:

The financial liabilities are classified for subsequent measurement into following categories-

- At amortised cost
- At fair value through profit or loss

i. Financial liabilities at amortised cost

The companies classifying the following under amortised cost;

- a) Trade payables
- b) Other financial liabilities

Amortised cost for financial liabilities represents amount at which financial liability is measured at initial recognition minus the principal repayments, plus or minus the cumulative amortisation using the effective interest method of any difference between that initial amount and the maturity amount.



ii. **Financial liabilities at fair value through profit or loss**
Financial liabilities held for trading are measured at FVTPL.

De recognition of financial liabilities

A financial liability shall be de recognised when, and only when, it is extinguished i.e. when the obligation specified in the contract is discharged or cancelled or expires.

Offsetting of financial assets and financial liabilities -

Financial assets and liabilities are offset and the net amount is presented in Balance Sheet when and only when, the Company has a legal right to offset the recognised amounts and intends either to settle on a net basis or to realise the assets and settle the liability simultaneously.

d. Reclassification of Financial Assets -

The company determines classification of financial assets and liabilities on initial recognition. After initial recognition, no reclassification is made for financial assets which are categorised as equity instruments at FVTOCI and financial assets of liabilities that are specifically designated at FVTPL. For Financial Assets which are debt instruments, a reclassification is made only if there is a change in the business model for managing those assets. Changes to the business model are expected to be very infrequent. The management determines change in the business model as a result of external or internal changes which are significant to the company's operations. A change in the business model occurs when the company either begins or ceases to perform an activity that is significant to its operations. If the company reclassifies the financial assets, it applies the reclassification prospectively from the reclassification date which is the first day of the immediately next reporting period following the change in business model. The Company does not restate any previously recognised gains, losses (including impairment gains or losses) or interest.

i) Impairment

The Company makes assessment of any indicator that may lead to impairment of the Assets on an annual basis. An asset is treated as impaired when the carrying cost of the asset exceeds its recoverable value, which is higher of net selling price and the value in use. Impairment loss, if any, is charged to profit and loss account in the year in which it is identified as impaired.

j) Taxes on Income

The tax expense comprises of current tax & deferred tax charged or credited to the Statement of Profit and Loss for the year. Income tax expense is recognized in profit and loss except to the extent that it relates to items of equity and other comprehensive income. Current tax is calculated in accordance with the tax laws applicable to the current financial year using tax rates enacted or substantively enacted on the reporting date. Deferred tax is recognised using balance sheet method providing for temporary differences between the carrying amount of assets and liabilities for financial reporting purposes and the amounts used for taxation purposes. Where there are unabsorbed depreciation or carry forward losses, deferred tax assets are recognised only if there is virtual certainty of realisation of such assets. Other deferred tax assets are recognised only to the extent there is reasonable certainty of realisation in future. At each balance sheet date, recognised and unrecognised deferred tax assets are reviewed

K) Revenue Recognition

- i) Revenue is recognised as and when services are rendered.
- ii) Interest income is recognised on time proportionate at basis

L) Employee Benefits

i) Defined Contribution Plans

Company's Contributions paid/payable during the year to Provident Fund and Labour Welfare Fund are recognized in the Profit and Loss Account.

Short-term employee benefits such as salaries, wages, short term compensated absences, performance incentives etc. and expected cost of bonus are recognised as expenses at the undiscounted amounts in the Statement of Profit and Loss of the year in which the related service is rendered.

M) Borrowing Costs

Borrowing costs (less any income on the temporary investments of those borrowings) attributable to qualifying assets are capitalised. Other borrowing costs are charged to profit and Loss account.

N) Contingencies / Provisions

A provisions are recognised when the Company has a present obligation as a result of a past event and it is probable that an outflow of resources embodying economic benefits will be required to settle the obligation and a reliable estimate can be made of the amount of the obligation.

Contingent liabilities are not provided for unless a reliable estimate of probable outflow to the Company exists as at the Balance Sheet date. Contingent assets are neither recognised nor disclosed in the financial statements.



O) Earning Per Share

Basic earning per share is calculated by dividing the net profit or loss for the year attributable to the equity shareholders (after deducting preference dividends and attributable taxes, if any) by the weighted average number of shares outstanding during the year. For the purpose of calculating diluted earning per share, net profit & loss for the year attributable to equity shareholders and weighted number of shares outstanding during the year are adjusted for the effects of all dilutive potential equity shares.

P) Foreign Currency Transactions

Foreign currency transactions during the year are accounted at the prevailing rate on the date of transaction. Current assets and current liabilities are translated at the exchange rate prevailing on the last day of the year. Gains or losses arising out of remittance/ translations at the year end are credited/ debited to the profit and loss account for the year.

Q) Lease

Where the Company is the lessee and the lessor effectively retains substantially all the risks and benefits of ownership of the leased term, are classified as operating leases. Operating lease payments are recognized as an expense in the Profit and Loss account on a straight-line basis over the lease term.

R) Segmental Reporting

The Company's operation is considered under one segment "Laundry Services" for internal reporting. Therefore, the Company's business does not fall under different operational segments as defined by Ind AS 108 - "Operating Segments" referred to in Section 133 of the Companies Act, 2013. Company has not started its operations, hence segment information under Accounting Standard (IndAS) is not disclosed.



Notes to and forming part of the financial statements as at and for the year ended 31st March 2017

2.01 Property, Plant and Equipment

(₹ in Lakhs)

Particulars	Tangible Assets							Capital Work in Progress	Total
	Freehold land	Building and sheds	Plant & Machineries, Office Equipments	Furniture and fixtures	Vehicles	Computers	Total		
Gross Carrying Value									
As at 1st April 2015	85.00	578.18	1,446.22	4.74	2.35	20.65	2,137.13	3.98	2,141.11
Additions	-	-	-	-	-	-	-	-	-
Deductions/ disposals	-	-	-	-	-	20.65	20.65	-	-
As at 31st March 2016	85.00	578.18	1,446.22	4.74	2.35	-	2,116.48	3.98	2,120.46
Additions	-	-	-	-	-	-	-	-	-
Deductions/ disposals	-	-	-	0.60	-	-	0.60	-	-
As at 31st March 2017	85.00	578.18	1,446.22	4.14	2.35	-	2,115.87	3.98	2,119.85
Depreciation and Impairment									
As at 1st April 2015	0.51	105.55	381.36	1.66	1.66	13.37	504.11	-	-
Depreciation charge for the year	0.09	44.11	148.12	0.56	0.18	-	193.06	-	-
Accumulated depreciation/ amortisation on disposals	-	-	-	-	-	13.37	13.37	-	-
As at 31st March 2016	0.60	149.66	529.48	2.22	1.84	-	683.80	-	-
Depreciation/ amortisation charge for the period	0.09	39.85	127.52	0.40	0.13	-	167.98	-	-
Accumulated depreciation/ amortisation on disposals	-	-	-	0.27	-	-	0.27	-	-
Accumulated Depreciation as of 31st March 2017	0.68	189.51	657.00	2.34	1.97	-	851.51	-	-
Net Carrying Value									
As at 31st March 2017	84.32	388.67	789.22	1.80	0.37	-	1,264.37	3.98	1,268.34
As at 31st March 2016	84.40	428.52	916.73	2.52	0.50	-	1,432.68	3.98	1,436.66
As at 1st April 2015	84.49	472.63	1,064.86	3.08	0.68	7.28	1,633.02	3.98	1,637.00

Notes to and forming part of the financial statements as at and for the year ended 31st March 2017

	(₹ in Lakhs)		
	As at 31st March 2017	As at 31st March 2016	As at 1st April 2015
2.02 Long-term loans and advances (Unsecured, considered good)			
(a) Deposits	3.50	3.50	3.50
	<u>3.50</u>	<u>3.50</u>	<u>3.50</u>
2.03 Other Financial Assets			
Other Bank Balances			
Fixed deposits with Bank held as Margin Money (Maturity with more than 12 months)	57.91	53.89	49.92
	<u>57.91</u>	<u>53.89</u>	<u>49.92</u>
2.04 Deferred tax assets (Net)			
Deferred tax assets			
Provision for Gratuity	-	0.06	0.06
Profession Tax Payable	-	0.00	0.00
Employer PF Payable	(0.01)	(0.01)	(0.00)
Carried Forward Tax losses	8.06	4.98	4.29
	<u>8.05</u>	<u>5.03</u>	<u>4.35</u>
Deferred tax liabilities			
Property, plant & Equipment	(8.05)	(5.03)	(2.41)
Financial asset - financial guarantee	-	-	(1.93)
	<u>(8.05)</u>	<u>(5.03)</u>	<u>(4.35)</u>
Net Deferred Tax Asset	<u>-</u>	<u>-</u>	<u>-</u>
2.05 Other Non Current Assets			
Financial Guarantee	-	-	1.25
	<u>-</u>	<u>-</u>	<u>1.25</u>
2.06 Trade Receivables			
Unsecured			
Outstanding for a period exceeding six months from due date			
- considered good	1.72	3.45	1.77
- considered doubtful	-	-	-
Outstanding for a period less than six months from due date	-	-	-
Less: Allowance for doubtful debts	-	-	-
	<u>1.72</u>	<u>3.45</u>	<u>1.77</u>
2.07 Cash and Cash equivalents			
(a) Balances With Banks (Current account)	2.02	2.59	0.59
(b) Cash On Hand	0.00	0.04	0.08
	<u>2.02</u>	<u>2.63</u>	<u>0.67</u>

No trade or other receivable are due from directors or other officers of the company either severally or jointly with any other person, nor any trade or other receivable are due from firms or private companies respectively in which any director is a partner, a director or a member.



(₹ in Lakhs)

	As at 31st March 2017	As at 31st March 2016	As at 1st April 2015
2.08 Loans			
(Unsecured, considered good)			
(a) Deposits	3.22	3.22	3.22
	<u>3.22</u>	<u>3.22</u>	<u>3.22</u>
2.09 Current Tax Assets (Net)			
Advance Payment of Taxes	2.22	2.19	2.61
	<u>2.22</u>	<u>2.19</u>	<u>2.61</u>
2.10 Other Current Assets			
Advances to Staff	-	0.05	0.05
Advances to Suppliers	5.53	5.53	7.53
Other Amounts Recoverable	0.22	0.16	0.12
Balances with government authorities	3.13	3.07	2.33
Financial Guarantee	-	1.25	5.01
	<u>8.88</u>	<u>10.06</u>	<u>15.04</u>

**No loans are due by directors or other officers of the company either severally or jointly with any other person, nor any loans are due from firms or private companies respectively in which any director is a partner, a director or a member.



(₹ in Lakhs)

	As at 31st March 2017	As at 31st March 2016	As at 1st April 2015
2.11 Share Capital			
A) Authorised			
2,00,000 (Previous Year 2,00,000) Equity Shares of Rs. 10/- each	20.00	20.00	20.00
	20.00	20.00	20.00
ISSUED			
Equity Share Capital			
1,26,857 (Previous Year 1,26,857) Equity Shares of Rs.10/- each Fully paid-up	12.69	12.69	12.69
	12.69	12.69	12.69
SUBSCRIBED AND PAID UP			
Equity Share Capital			
1,26,857 (Previous Year 1,26,857) Equity Shares of Rs.10/- each Fully paid-up	12.69	12.69	12.69
	12.69	12.69	12.69

B) Reconciliation of shares outstanding at the beginning and at the end of the period

Equity Shares	As at March 31st, 2017		As at March 31st, 2016		As at April 1st, 2015	
	No of shares	₹ In Lakhs	No of shares	₹ In Lakhs	No of shares	₹ In Lakhs
At the beginning of the year	1,26,857	12.69	1,26,857	12.69	1,26,857	12.69
Shares issued during the year for cash	-	-	-	-	-	-
At the end of the year	1,26,857	12.69	1,26,857	12.69	1,26,857	12.69

C) Details of shareholders holding more than 5% of shares of the Company and shares held by holding & ultimate holding Company.

	As at March 31st, 2017		As at March 31st, 2016		As at April 1st, 2015	
	No of shares	% holding	No of shares	% holding	No of shares	% holding
Equity Shares of ₹ 10 each fully paid						
Lavasa Corporation Limited	96,437	76.02%	96,437	76.02%	96,437	76.02%
Tex Kare Cleaners Private Limited	30,420	23.98%	30,420	23.98%	30,420	23.98%

D) Details of Allotment of Shares for consideration other than cash, allotments of Bonus Shares and Shares bought back:

Particulars	Financial Year (Aggregate No. of Shares)				
	2016-17	2015-16	2014-15	2013-14	2012-13
Equity Shares :					
Fully paid up by way of bonus shares	-	-	-	-	-
Allotted pursuant to contract(s) without payment being received in cash	-	-	-	-	-
Shares Bought Back	-	-	-	-	-

E) Rights & restriction attached to equity shareholders

The Company has only one class of equity shares having face value as ₹ 10/- each. Every holder of equity shares is entitled to one vote per share. In the event of liquidation of the Company, the holders of equity shares will be entitled to receive any of the remaining assets of the Company, after distribution of all preferential amounts. Any dividend proposed by the Board of Directors is subject to the approval of shareholders in the ensuing Annual General Meeting.



(₹ in Lakhs)

	As at 31st March 2017	As at 31st March 2016	As at 1st April 2015
2.12 Other Equity			
Reserves and Surplus			
(a) Securities Premium Reserve;			
Opening Balance	821.03	821.03	821.03
Add : Addition during the year	-	-	-
Closing Balance	<u>821.03</u>	<u>821.03</u>	<u>821.03</u>
(b) Surplus/(Deficit) as per the statement of profit & loss			
Balance brought forward from last year	(1,722.22)	(1,280.77)	(767.26)
Add: Profit/ (Loss) for the year	(489.07)	(441.45)	(513.51)
Net Surplus/(deficit)	<u>(2,211.29)</u>	<u>(1,722.22)</u>	<u>(1,280.77)</u>
(c) Other Comprehensive Income			
Balance brought forward from last year	0.20	0.20	-
Add: Profit/ (Loss) for the year	-	-	0.20
Net Surplus/(deficit)	<u>0.20</u>	<u>0.20</u>	<u>0.20</u>
(d) Deemed Equity investment by holding company			
Balance brought forward from last year	6.26	6.26	6.26
Additions/ Deletions during the year	-	-	-
Net Balance at the end of the year	<u>6.26</u>	<u>6.26</u>	<u>6.26</u>
Total	<u><u>(1,383.81)</u></u>	<u><u>(894.73)</u></u>	<u><u>(453.29)</u></u>
2.13 Long Term Provisions			
Provision For Employee Benefits	-	0.09	0.08
	<u>-</u>	<u>0.09</u>	<u>0.08</u>
Current liabilities			
Financial Liabilities			
2.14 Short Term Borrowings			
A Current maturities of Long Term Borrowings			
(a) Term Loans from Bank (Secured)	-	-	28.10
B Payable to Related Parties			
Inter Corporate Deposits from related parties (repayable on demand)	2,109.73	1,416.07	1,387.57
	<u>2,109.73</u>	<u>1,416.07</u>	<u>1,415.67</u>
2.15 Trade Payables			
Payables for purchase of goods and services			
- To Related Parties	177.29	155.43	151.36
- To micro & small enterprises	0.63	0.56	0.37
Due to Others	40.73	47.51	42.60
	<u>218.65</u>	<u>203.50</u>	<u>194.33</u>
2.16 Other Financial Liabilities			
(a) Deposits	4.50	4.50	4.50
(b) Retention Deposit Payables	8.09	8.44	8.44
(a) Interest Accrued And Due On Unsecured Borrowing On:			
Inter Corporate Deposit From Holding And Ultimate Holding Company	275.32	693.65	490.36
	<u>287.91</u>	<u>706.59</u>	<u>503.31</u>



Notes to and forming part of the financial statements as at and for the year ended 31st March 2017

(₹ in Lakhs)

	As at 31st March 2017	As at 31st March 2016	As at 1st April 2015
2.18 Other Current Liabilities			
(a) Other Payables			
(i) Statutory & employee dues payable	75.24	45.03	22.67
(ii) Other Payables - Inter Company	-	7.66	0.68
(ii) Other Payables - Others	27.40	18.60	18.75
	<u>102.64</u>	<u>71.29</u>	<u>42.09</u>
2.19 Short Term Provisions			
Provision For Employee Benefits	-	0.09	0.10
	<u>-</u>	<u>0.09</u>	<u>0.10</u>



Notes to and forming part of the financial statements as at and for the year ended 31st March 2017

(₹ in Lakhs)

	For the Year Ended 31st March 2017	For the Year Ended 31st March 2016
2.20 Revenue from Operations		
Revenue from operations	0.28	1.45
	<u>0.28</u>	<u>1.45</u>
2.21 Other Income		
Interest on Fixed Deposits	4.46	4.42
Miscellaneous Income	0.06	0.26
	<u>4.52</u>	<u>4.68</u>
2.22 Employee Benefit Expenses		
Salaries and wages	0.73	2.53
Contribution / provisions to and for provident, Gratuity and other funds	0.06	0.22
Staff welfare expenses	0.02	2.40
	<u>0.81</u>	<u>5.15</u>
2.23 Administrative & Other Expenses		
Office & Other General Expenses	7.16	9.38
Professional & Consultation Charges	0.55	1.07
Insurance	0.65	0.65
Loss on Sale of Asset	0.00	1.13
Rates & Taxes	8.39	4.10
Repairs & Maintenance	-	0.19
Payment to Auditor for Statutory Audit	0.58	0.30
for Other Services	-	0.10
	<u>17.33</u>	<u>16.92</u>
2.24 Finance Cost		
Interest on Term Loans	0.07	0.96
Interest Paid On Inter Corporate Deposit	305.92	225.87
Other borrowing cost	1.77	5.63
	<u>307.75</u>	<u>232.46</u>



Note No.2 NOTES TO ACCOUNTS FORMING PART OF ACCOUNTS

2.25 Contingent Liability

(₹ in Lakhs)

a)	Particulars	31st March	
		2017	2016
	Contingent Liabilities	-	-

b) Estimated amount of contracts remaining to be executed on Capital account and not provided for (net of advances)- Nil Lacs. (Previous year Nil Lacs).

2.26 Related Party Disclosure

i) **Particulars of Related Parties, which control or are under common control with the Company :**

A) Entities exercising joint control over the entity
Lavasa Corporation Limited
Tex Kare Cleaners Private Limited
(B) Subsidiaries of joint Venturer
Dasve Business Hotel Limited
Dasve Hospitality Institutes Limited
Dasve Retail Limited
Dasve Convention Center Limited
Full Spectrum Adventure Limited
Future City Multiservices Sez Limited
Hill City Service Apartments Limited
Lakeshore Watersports Company Limited
Kart Racers Limited
Lakeview Clubs Limited
Lavasa Bamboocrafts Limited
Nature Lovers Retail Limited
Lavasa Hotel Limited
Mugaon Luxury Hotels Limited
My City Technology Limited
Hill View Parking Services Limited
Osprey Hospitality Limited
Our Home Service Apartments Limited
Reasonable Housing Limited
Rhapsody Commercial Space Limited
Rosebay Hotels Limited
Sahyadri City Management Limited
Valley View Entertainment Limited
Verzon Hospitality Limited
Warasgaon Assets Maintenance Limited
Warasgaon Infrastructure Providers Limited
Warasgaon Power Supply Limited
Warasgaon Tourism Limited
Warasgaon Valley Hotels Limited
B) Other Related Parties
Associates of the Joint Venture Investor:
Knowledge Vistas Limited
Joint Ventures of the Joint Venture Investor:
Andromeda Hotels Limited
Green Hills Residences Limited
Whistling Thrush Facilities Services Limited
Ecomotel Hotel Limited
Starlit Resort Limited
Bona Sera Hotels Limited
Apollo Lavasa Health Corporation Limited



ii) Transactions with Related Parties during the period :

(` in Lakhs)

Nature of Transactions	Joint Venturer		Subsidiaries of Joint Venture Investor		Other Related Parties	
	31st March 2017	31st March 2016	31st March 2017	31st March 2016	31st March 2017	31st March 2016
Project and Other Services Received						
Lavasa Corporation Limited	0.32	0.32	-	-	-	-
Sahyadri City Management Limited	-	-	6.25	7.57	-	-
Whistling Thrush Facilities Services Limited	-	-	-	2.16	-	-
Ecomotel Hotel Limited	0	-	-	-	0.11	0.41
Income for Services Rendered						
Lavasa Corporation Limited	0.10	0.19	-	-	-	-
Lavasa Hotel Limited	-	-	0.01	-	-	-
Full Spectrum Adventure Limited	-	-	-	0.25	-	-
Verzon Hospitality Limited	-	-	0.13	0.64	-	-
Lakeshore Watersports Company Limited	-	-	0.01	0.06	-	-
Apollo Lavasa Health Corporation Limited	-	-	-	-	0.03	0.06
Inter corporate Deposit Received						
Lavasa Corporation Limited	693.65	28.50	-	-	-	-
Interest on Inter corporate Deposit						
Lavasa Corporation Limited	305.92	225.87	-	-	-	-
Interest Accrued & Due on Intercompany Deposit						
Lavasa Corporation Limited	275.32	693.65	-	-	-	-
Included in Loans & Advances						
Lavasa Corporation Limited	0.15	0.15	-	-	-	-
Reasonable Housing Limited	-	-	-	-	-	-
Included in Trade Receivables						
Lavasa Corporation Limited	1.33	3.23	-	-	-	-
Lakeview Clubs Limited	-	-	0.33	-	-	-
Lakeshore Watersports Company Limited	-	-	0.00	-	-	-
Apollo Lavasa Health Corporation Ltd	-	-	-	-	0.06	0.03
Included in Trade Payables						
Lavasa Corporation Limited	124.65	116.70	-	-	-	-
Reasonable Housing Limited	-	-	2.45	2.45	-	-
Sahyadri City Management Limited	-	-	23.08	16.94	-	-
Whistling Thrush Facilities Services Limited	-	-	1.26	1.26	-	-
Lavasa Hotel Limited	-	-	0.75	0.75	-	-
My City Technology Limited	-	-	22.77	22.77	-	-
Ecomotel Hotel Limited	-	-	-	-	2.67	0.41
Equity Share Capital Outstanding at face value						
Lavasa Corporation Limited	9.64	9.64	-	-	-	-
Tex-Kare Cleaners P Ltd	3.04	3.04	-	-	-	-

2.27 Earnings Per Share:

(` in Lakhs)

Particulars	31st March 2017	31st March 2016
Profit/(Loss) after taxation as per statement of profit and loss (` in Lacs)	(489.07)	(441.45)
Less: Preference Dividend on cumulative preference shares incl distribution tax	-	-
Net Profit / (Loss) after preference dividend	(489.07)	(441.45)
Weighted Average number of Equity Shares (for Basic EPS)	126,857	126,857
Earning Per Share (Basic) (in Rupees)	(385.53)	(347.99)
Weighted Average number of Equity Shares (for Diluted EPS)	126,857	126,857
Earning Per Share (Diluted) (in Rupees)	(385.53)	(347.99)



2.28 Financial Instruments By Category

The carrying value and the fair value of financial instruments by each category as at March 31, 2017 :

(₹ in Lakhs)

Particulars	Financial assets / liabilities at amortised costs	Financial assets / liabilities at FVTPL	Financial assets/ liabilities at FVTOCI	Total carrying value	Total fair Value
Assets					
Long-term loans and advances	3.50	-	-	3.50	3.50
Other Financial assets-Long term	57.91	-	-	57.91	57.91
Trade receivables	1.72	-	-	1.72	1.72
Cash and Cash Equivalents and other bank balances	2.02	-	-	2.02	2.02
Other Financial Assets-Loans & Advances-Short Term	3.22	-	-	3.22	3.22
Other Current Assets	8.88	-	-	8.88	8.88
Liabilities					
Borrowings from Banks	-	-	-	-	-
Borrowings from Financial Institutions/NBFCs	-	-	-	-	-
Borrowings from others	2,109.73	-	-	2,109.73	2,109.73
Trade Payables	218.65	-	-	218.65	218.65
Provisions	-	-	-	-	-
Other Financial Liabilities	287.91	-	-	287.91	287.91

The carrying value and the fair value of financial instruments by each category as at March 31, 2016:

(₹ in Lakhs)

Particulars	Financial assets / liabilities at amortised costs	Financial assets / liabilities at FVTPL	Financial assets/ liabilities at FVTOCI	Total carrying value	Total fair Value
Assets					
Long Term Deposits	3.50	-	-	3.50	3.50
Other Financial assets-Long term	53.89	-	-	53.89	53.89
Trade receivables	3.45	-	-	3.45	3.45
Cash and Cash Equivalents and other bank balances	2.63	-	-	2.63	2.63
Other Financial Assets-Loans & Advances	3.22	-	-	3.22	3.22
Other Current Assets	10.06	-	-	10.06	10.06
Liabilities					
Borrowings from others	1,416.07	-	-	1,416.07	1,416.07
Trade Payables	203.50	-	-	203.50	203.50
Other Financial Liabilities	706.59	-	-	706.59	706.59

2.29 Interest Income / (Expenses), Gains / (Losses) recognized on financial assets and liabilities

(₹ in Lakhs)

Particulars	Year Ended March 31, 2017	Year Ended March 31, 2016
Financial Assets at amortised cost		
Interest income on bank deposits	4.46	4.42
Financial Liabilities at Amortised Cost		
Interest expenses on borrowings, overdrafts and Intercompany deposit	307.75	232.46
Total	312.21	236.88



2.30 Exposure to credit risk

The Gross carrying amount of financial assets, net of any impairment losses recognised represents the maximum credit exposure. The maximum exposure to credit risk as at March 31, 2016 and 2015 was as follows:

Particulars	(₹ in Lakhs)	
	As at March 31, 2017	As at March 31, 2016
Investments	-	-
Trade Receivables	1.72	3.45
Cash and Cash Equivalents and other bank balances	2.02	2.63
Other Financial Assets-Loans & Advances	3.22	3.22
Total	6.96	9.30

2.31 Financial assets that are past due but not impaired:

There is no other class of financial assets that is past due but not impaired other than trade receivables. The age analysis of trade receivables have been considered from the date of invoice. The aging of trade receivables, net of allowances, that are past due, is given below

Period (in days)	(₹ in Lakhs)	
	As at March 31, 2017	As at March 31, 2016
Past due 0-30 days	-	-
Past due 31-365 days	-	-
Past due 1 year to 2 year	-	-
Past due 2 year to 3 year	1.72	3.45
More than 3 Years and above	-	-

Financial assets that are neither past due nor impaired

Particulars	(₹ in Lakhs)	
	As at March 31, 2017	As at March 31, 2016
Cash and Cash Equivalents and other bank balances	2.02	2.63
Short-term loans and advances	3.22	3.22

Details of collateral and other credit enhancements held

Particulars	(₹ in Lakhs)	
	As at March 31, 2017	As at March 31, 2016
	Nil	Nil

2.32 Liquidity Risks

Liquidity risk is the risk that the company will encounter difficulty in meeting the obligations associated with its financial liabilities that are settled by delivering cash or another financial asset. The company's approach for managing liquidity is to ensure as far as possible that it will always have sufficient liquidity to meet its liabilities when due, under normal and stressed conditions, without incurring unacceptable losses or risking damages to the company's reputation. Typically the company ensures that it has sufficient cash on demand to meet expected operational expenses, servicing of financial obligations.

Maturity Analysis of financial instruments

As At March 31, 2017

Particulars	Carrying amount	(₹ in Lakhs)				
		Contractual Cash flow				
		0-12 Months	1-3 years	3-5 years	Above 5 years	Total
Borrowings from others	2,109.73	2,109.73	-	-	-	2,109.73
Trade payables	218.65	218.65	-	-	-	218.65
Other Financial Liabilities	287.91	287.91	-	-	-	287.91



As At March 31, 2016

(₹ in Lakhs)

Particulars	Carrying amount	Contractual Cash flow				Total
		0-12 Months	1-3 years	3-5 years	Above 5 years	
Borrowings from others	1,416.07	1,416.07	-	-	-	1,416.07
Trade payables	203.50	203.50	-	-	-	203.50
Other financial liabilities	706.59	706.59	-	-	-	706.59

2.33 Interest Rate Risk:

Interest rate risk is the risk that an upward movement in interest rates would adversely affect the borrowing costs of the Company

The Interest rate profile of the company's Interest bearing financial instruments were as follows:

Particulars	Carrying amount	
	As at March 31, 2017	As at March 31, 2016
Fixed rate instruments		
Financial assets		
- Fixed Deposits with Banks	4.46	4.42
Financial liabilities		
- Borrowings from Others	2,109.73	1,416.07

Fair value sensitivity for fixed rate instruments

The company does not account for any fixed rate financial assets and liabilities at fair value through profit or loss. Therefore a change in interest rates at the reporting date would not affect profit and loss.

2.34 Reconciliation of Equity from Previous GAAP to Ind AS as at April 1, 2015 and March 31, 2016

Particulars	(₹ in Lakhs)	
	As at April 1, 2015	March 31, 2016
Equity as per Previous GAAP	(446.86)	(883.29)
Ind AS adjustments		
Deemed Equity investment by holding company (Corporate Guarantee)	6.26	6.26
Amortisation of Financial Asset	(0.00)	(5.01)
Equity as per IND AS	(440.60)	(882.06)



2.35 Reconciliation of material items of Balance Sheet as per IND AS with Previous GAAP As at April 1, 2015
(₹ in Lakhs)

Particulars	As per IND AS	As per perviousn GAAP	Increase/ (Decrease)
Assets			
Property, Plant and Equipment	1,633.02	1,633.02	-
Other Financial assets	49.92	49.92	-
Deposits given	6.72	6.72	-
Trade Receivables	1.77	1.77	-
Other Non Current Assets	1.25	-	1.25
Other current assets	15.04	10.03	5.01
Liabilities			
Borrowings	1,415.67	1,415.67	-
Trade payables	194.33	194.33	-
Other financial liabilities	503.31	503.31	-
Other current liabilities	42.09	42.09	-

Reconciliation of material items of Balance Sheet as per IND AS with Previous GAAP As at March 31, 2016
(₹ in Lakhs)

Particulars	As per IND AS	As per perviousn GAAP	Increase/ (Decrease)
Assets			
Property, Plant and Equipment	1,432.68	1,432.68	-
Other Financial assets	53.89	53.89	-
Deposits given	6.72	6.72	-
Trade Receivables	2.63	2.63	-
Other Non Current Assets	-	-	-
Other current assets	10.06	8.81	1.25
Liabilities			
Borrowings	1,416.07	1,416.07	-
Trade payables	203.50	896.96	(693.46)
Other current liabilities	71.29	71.29	-
Other financial liabilities	706.59	12.94	693.65

Reconciliation of Net profit from Previous GAAP with IND AS as at March 31, 2016

Particulars	March 31st, 2016
Net Profit as per Previous GAAP	(436.44)
Add/(Less):Ind AS Adjustment Amortisation of Financial Guarantee	(5.01)
Net Profit as per Ind AS	(441.45)

2.36 Reconciliation of material items of Statement of Cashflows for the year ended March 31, 2016 as per IND AS with Previous GAAP As at March 31, 2016

Particulars	As per IND AS	As per perviousn GAAP	Increase/ (Decrease)
Cash generated from operations	(9.02)	(9.02)	-
Net cash used in investing activities	10.58	10.58	-
Net cash used in financing activities	0.41	0.41	-
Cash and cash equivalents at the beginning of the year	0.67	0.67	-
Cash and cash equivalents at the end of the year	2.63	2.63	-



2.37 Movement in temporary differences during current and previous year

(₹ in Lakhs)

Particulars	Property, Plant & equipment	Liability u/s 43B	Tax loss carry forward
Balance as at April 1, 2015	(2.41)	0.05	4.29
Recognised in Income Statement	(2.61)	(0.00)	0.68
Recognised in equity	-	-	-
Balance as at March 31, 2016	(5.03)	0.05	4.98
Recognised in Income Statement	(3.02)	(0.06)	3.08
Recognised in equity	-	-	-
Balance as at March 31, 2017	(8.05)	(0.01)	8.06

Unrecognised deferred tax asset

Particulars	March 31, 2017	March 31, 2016	As at April 1, 2015
Deductible temporary differences			
Unrecognised tax losses	656.92	508.35	372.84
Total	656.92	508.35	372.84

Income Tax Expenses recognised in P&L

Particulars	March 31, 2017	March 31, 2016
Current tax expenses /(Reversal)	-	-
Deferred Tax expense	-	-
Origination and reversal of Temporary difference	-	-
Reversal of previously recognised losses/ temporary differences	-	-
Total	-	-

Reconciliation of effective tax rates

A reconciliation of the income tax provision to the amount computed by applying the statutory income tax rate to the income before taxes is summarised below:

Particulars	March 31, 2017	March 31, 2016
Profit Before Tax	(489.06)	(441.45)
Enacted tax rates in India	30.90%	30.90%
Expected Tax Expense/ (Benefit)	(151.12)	(136.41)
Effect of :		
Share based payment expenses/ other expenses not deductible for tax purposes	2.55	1.29
Unrecognised deferred tax assets/ liabilities on temporary differences	148.57	135.51
Expenses/ Income not taxable	-	-
Recognition of previously unrecognized tax losses	-	(0.39)
	0.00	0.00



2.38 Employee Benefits

Defined Contribution Plans-

Amounts recognized as an expense and included in the note no.2.18, contribution to Provident and other funds of Profit and Loss accounts- 0.06 Lacs (Previous Year 0.22 Lacs)

2.39 Trade Receivables

The company has used a practical expedient by computing the expected credit loss allowance for trade receivables based on a provision matrix. The provision matrix takes into account historical credit loss experience and adjusted for forward-looking information. The expected credit loss allowance is based on the ageing of the days the receivables are due, the rates as given in the provision matrix and qualitative management review on case to case basis. The provision matrix at the end of the reporting period is as follows:

(₹ in Lakhs)	
Age of Receivables	Expected Credit loss %
Past due 0-30 days	-
Past due 31 Days -1 Year	-
Past due 1- 2 Years	-
Past due 2- 3 Years	-
More than 3 Years	100%

Age of Receivables	As at March 31, 2017	As at March 31, 2016	As at April 1, 2015
Past due 0-30 days	0.00	0.00	(0.43)
Past due 31 Days -1 Year	(1.52)	(4.48)	(7.65)
Past due 1- 2 Years	(2.92)	(1.93)	9.67
Past due 2- 3 Years	6.16	9.67	0.19
More than 3 Years	-	0.19	-
Total	1.72	3.46	1.77

Movement in Expected Credit loss allowance	As at March 31, 2017	As at March 31, 2016
Balance at the beginning of the year	-	-
Movement in expected credit loss allowance on trade receivables calculated	-	-
Balance at the end of the year	-	-

2.40 Particulars of unhedged foreign currency exposure as at balance sheet date - Rupees Nil (Previous year Rupees Nil)

2.41 Disclosure required by Micro, Small and Medium Enterprises (Development) Act, 2006.

As per requirement of Section 22 Micro, Small & Medium Enterprises Development Act, 2006 following information is disclosed: (₹ in Lakhs)

Particulars	As at March 31, 2017	As at March 31, 2016
i) Principal amount remaining unpaid to any supplier as at the end of each accounting year.	0.37	0.37
ii) Interest due on (i) above remaining unpaid	0.07	0.19
iii) Amounts paid beyond the appointed day during the accounting year	-	-
Interest paid on (iii) above	-	-
Interest due and payable on (iii) above	-	0.19
Interest accrued and remaining unpaid at the end of the accounting year	0.07	0.19
Interest remaining unpaid of the previous years for the purpose of disallowance under the Income Tax Act, 1961	0.07	0.19

The above information regarding Micro, Small and Medium Enterprises has been determined to the extent such parties have been identified on the basis of information available with the Company. This has been relied upon by the auditors.



2.42 Details of Foreign Currency Expenditure

(₹ in Lakhs)

Particulars	As at March 31, 2017	As at March 31, 2016
Foreign Currency Expenditure	Nil	Nil

2.43 Disclosures as per Notification GSR 308(E) dated March 30, 2017 of Ministry of Corporate Affairs in respect of details of Specified bank Notes (SBN) held and transacted during the period from November 08, 2016 to December 30, 2016:

(Amount in ₹)

Particulars	SBNs	Other Denominati n Notes	Total
Closing cash in hand as on 08.11.2016	3,500.00	188.00	3,688.00
(+) Permitted receipts	-	-	-
(-) Permitted Payments	-	-	-
(-) Amount deposited in Banks	3,500.00	-	3,500.00
Closing cash in hand as on 30.12.2016	-	188.00	188.00

2.44 Previous year's figures have been regrouped/recasted where necessary.

As per our attached Report of even date

For and on behalf of Board of Directors

For G. D. Apte & Co.
Chartered Accountants
ICAI Firm Registration No. 100515W

Ambuj Jai
Director
DIN : 02290842

Shripad Gaitonde
Director
DIN : 06981627

U. S. Abhyankar
Partner
Membership No. 113053



Rajiv Duggal
Director
DIN : 00989554

Akash Dharamsey
Director
DIN : 00062242

Place: Mumbai
Date : 17th April, 2017

Place: Mumbai
Date : 17th April, 2017

U.S. Abhyankar