

FINANCIAL STATEMENT
2019-20

FARAKKA-RAIGANJ HIGHWAYS LIMITED

INDEPENDENT AUDITOR'S REPORT

To the Members of
Farakka Raiganj Highways Limited

Report on the Audit of the Standalone Ind AS Financial Statements

Opinion

We have audited the accompanying Standalone Ind AS financial statements of Farakka Raiganj Highways Limited ("the Company"), which comprise the Balance Sheet as at March 31, 2020 and the Statement of Profit and Loss (including Other Comprehensive Income), the Statement of Changes in Equity and the Statement of Cash Flows for the year then ended, and notes to the Standalone Ind AS financial statements, including a summary of significant accounting policies and other explanatory information for the year ended on that date.

In our opinion and to the best of our information and according to the explanations given to us, the aforesaid Standalone Ind AS financial statements give the information required by the Companies Act, 2013 in the manner so required and give a true and fair view in conformity with the accounting principles generally accepted in India, of the state of affairs of the Company as at March 31, 2020, and its loss, changes in equity and its cash flows for the year ended on that date.


Basis for Opinion

We conducted our audit in accordance with the Standards on Auditing (SAs) specified under section 143(10) of the Companies Act, 2013. Our responsibilities under those Standards are further described in the Auditor's Responsibilities for the Audit of the Standalone Ind AS Financial Statements section of our report. We are independent of the Company in accordance with the Code of Ethics issued by the Institute of Chartered Accountants of India together with the ethical requirements that are relevant to our audit of the Standalone Ind AS financial statements under the provisions of the Companies Act, 2013 and the Rules thereunder, and we have fulfilled our other ethical responsibilities in accordance with these requirements and the Code of Ethics. We believe that the audit evidence we have obtained is sufficient and appropriate to provide a basis for our opinion.

Emphasis of Matter

We draw attention to:

- i. Note No.31 of Notes to accounts, The Company has received claims of Rs. 1,09,274.71 lakhs from Hindustan Construction Company, its ultimate holding Company and the EPC contractor for the project. As per policy adopted by the Company these claims will be recognized only after approval and receipt of the same from National Highways Authority of India. In views of this claim has been disclosed as a contingent liability.



AR FRHL FY 2019-20 Page | 1

Our opinion is not modified in respect of these matters.

Information other than the Ind AS Financial Statements and Auditor's Report thereon

The Company's Board of Directors is responsible for the preparation of the other information. The other information comprises the information included in the Annual Report (but does not include the Ind AS financial statements and our auditor's report thereon).

Our opinion on the Ind AS financial statements does not cover the other information and we do not express any form of assurance conclusion thereon.

In connection with our audit of the Ind AS financial statements, our responsibility is to read the other information and, in doing so, consider whether the other information is materially inconsistent with the Ind AS financial statements or our knowledge obtained during the course of our audit or otherwise appears to be materially misstated.

If, based on the work we have performed, we conclude that there is a material misstatement of this other information, we are required to report that fact. We have nothing to report in this regard.

Responsibility of Management and Those Charged with Governance for the Standalone Ind AS Financial Statements


The Company's Board of Directors is responsible for the matters stated in section 134(5) of the Companies Act, 2013 ("the Act") with respect to the preparation of these Standalone Ind AS financial statements that give a true and fair view of the financial position, financial performance, changes in equity and cash flows of the Company in accordance with the accounting principles generally accepted in India, including the Indian Accounting Standards specified under section 133 of the Act. This responsibility also includes maintenance of adequate accounting records in accordance with the provisions of the Act for safeguarding of the assets of the Company and for preventing and detecting frauds and other irregularities; selection and application of appropriate accounting policies; making judgments and estimates that are reasonable and prudent; and design, implementation and maintenance of adequate internal financial controls, that were operating effectively for ensuring the accuracy and completeness of the accounting records, relevant to the preparation and presentation of the Standalone Ind AS financial statement that give a true and fair view and are free from material misstatement, whether due to fraud or error.

In preparing the financial statements, management is responsible for assessing the Company's ability to continue as a going concern, disclosing, as applicable, matters related to going concern and using the going concern basis of accounting unless management either intends to liquidate the Company or to cease operations, or has no realistic alternative but to do so.

Those Board of Directors are also responsible for overseeing the Company's financial reporting process.

Auditor's Responsibilities for the Audit of the Standalone Ind AS Financial Statements

Our objectives are to obtain reasonable assurance about whether the financial statements as a whole are free from material misstatement, whether due to fraud or error, and to issue an auditor's report



that includes our opinion. Reasonable assurance is a high level of assurance, but it is not a guarantee that an audit conducted in accordance with SAs will always detect a material misstatement when it exists. Misstatements can arise from fraud or error and are considered material if, individually or in the aggregate, they could reasonably be expected to influence the economic decisions of users taken on the basis of these financial statements.

As part of an audit in accordance with SAs, we exercise professional judgment and maintain professional skepticism throughout the audit. We also:

- Identify and assess the risks of material misstatement of the financial statements, whether due to fraud or error, design and perform audit procedures responsive to those risks, and obtain audit evidence that is sufficient and appropriate to provide a basis for our opinion. The risk of not detecting a material misstatement resulting from fraud is higher than for one resulting from error, as fraud may involve collusion, forgery, intentional omissions, misrepresentations, or the override of internal control.
- Obtain an understanding of internal control relevant to the audit in order to design audit procedures that are appropriate in the circumstances. Under section 143(3)(i) of the Companies Act, 2013, we are also responsible for expressing our opinion on whether the Company has adequate internal financial controls system in place and the operating effectiveness of such controls.
- Evaluate the appropriateness of accounting policies used and the reasonableness of accounting estimates and related disclosures made by management.
- Conclude on the appropriateness of management's use of the going concern basis of accounting and, based on the audit evidence obtained, whether a material uncertainty exists related to events or conditions that may cast significant doubt on the Company's ability to continue as a going concern. If we conclude that a material uncertainty exists, we are required to draw attention in our auditor's report to the related disclosures in the financial statements or, if such disclosures are inadequate, to modify our opinion. Our conclusions are based on the audit evidence obtained up to the date of our auditor's report. However, future events or conditions may cause the Company to cease to continue as a going concern.
- Evaluate the overall presentation, structure and content of the financial statements, including the disclosures, and whether the financial statements represent the underlying transactions and events in a manner that achieves fair presentation.

We communicate with those charged with governance regarding, among other matters, the planned scope and timing of the audit and significant audit findings, including any significant deficiencies in internal control that we identify during our audit.

We also provide those charged with governance with a statement that we have complied with relevant ethical requirements regarding independence, and to communicate with them all relationships and other matters that may reasonably be thought to bear on our independence, and where applicable, related safeguards.



Report on Other Legal and Regulatory Requirements

1. As required by the Companies (Auditor's Report) Order, 2016 ("the Order"), issued by the Central Government of India in terms of sub-section (11) of section 143 of the Companies Act, 2013, we give in the 'Annexure A' a statement on the matters specified in paragraphs 3 and 4 of the Order, to the extent applicable.
2. As required by Section 143(3) of the Act, we report that:
 - a) We have sought and obtained all the information and explanations which to the best of our knowledge and belief were necessary for the purposes of our audit.
 - b) In our opinion, proper books of account as required by law have been kept by the Company so far as it appears from our examination of those books.
 - c) The Balance Sheet, the Statement of Profit and Loss, the statement of changes in equity and the Cash Flow Statement dealt with by this Report are in agreement with the books of account.
 - d) In our opinion, the aforesaid Standalone Ind AS financial statements comply with the Accounting Standards specified under Section 133 of the Act, read with Rule 7 of the Companies (Accounts) Rules, 2014.
 - e) On the basis of the written representations received from the directors as on March 31, 2020 taken on record by the Board of Directors, none of the directors is disqualified as on March 31, 2020 from being appointed as a director in terms of Section 164 (2) of the Act.
 - f) With respect to the adequacy of the internal financial controls over financial reporting of the Company and the operating effectiveness of such controls, refer to our separate Report in "Annexure B".
 - g) With respect to the other matters to be included in the Auditor's Report in accordance with Rule 11 of the Companies (Audit and Auditors) Rules, 2014, in our opinion and to the best of our information and according to the explanations given to us:
 - i. The Company does not have any pending litigations which would impact its financial position except those disclosed in financial statements;
 - ii. The Company does not envisage any material foreseeable losses in long-term contracts including derivative contract requiring provision;
 - iii. There were no amounts which were required to be transferred to the Investor Education and Protection Fund by the Company.



3. With respect to the other matters to be included in the Auditor's Report in accordance with the requirements of section 197(16) of the Act, as amended: In our opinion and to the best of our information and according to the explanations given to us, no remuneration has been paid by the Company to its directors during the year so the provisions of section 197 of the Act are not applicable.

For Gianender & Associates
Chartered Accountants
(Firm's Registration No. 004661N)



G.K. Agrawal
(Partner)

(M No. 081603)


UDIN: 20081603AAAAFV9780

Place: New Delhi
Date: 19th June, 2020

Annexure 'A' to the Independent Auditor's Report of Farakka Raiganj Highways Limited for the Year ended as on 31st March 2020

Annexure referred to in paragraph 1 under the heading "Report on Other Legal and Regulatory Requirements" of our report on even date:-

- i. a. The Company is maintaining proper records showing full particulars, including quantitative details and situation of fixed assets;
- b. The Fixed Assets have been physically verified by the Management at regular Intervals and no material discrepancies were noticed on such verification.
- c. The title deeds of immovable properties are held in the name of the Company.
- ii. As the Company is engaged in the business of infrastructure development, operations and its maintenance and there is no inventory in hand at any point of time, hence paragraph 3(ii) of the Order is not applicable to the Company.
- iii. The Company has not granted any loans, secured or unsecured to companies, firms, limited liabilities partnership or other parties covered in the register maintained under section 189 of the Companies Act, 2013. Hence, reporting under clause (a) to (c) of Para 3(iii) are not applicable
- iv. The Company has not entered into any transaction in respect of loans, investments, guarantee and securities, which attracts compliance to the provisions of the sections 185 and 186 of the Companies Act, 2013. Therefore the paragraph 3(iv) of the Order is not applicable to the Company.
- v. The Company has not accepted deposits and the directives issued by the Reserve Bank of India and the provisions of sections 73 to 76 or any other relevant provisions of the Companies Act and the rules framed there under are not applicable to the Company.
- vi. The Company is prima-facie maintaining the cost records as specified by the Central Government under sub-section (1) of section 148 of the Companies Act, 2013.
- vii. a. According to the information and explanations given to us and on the basis of our examination of the books of accounts, the Company has been generally regular in depositing undisputed statutory dues including provident fund, employee state insurance, income tax, service tax, value added tax, cess and other statutory dues during the year with the appropriate authorities. As on 31st March




2020, there are no undisputed statutory dues payables for period exceeding for a period more than six month from the date they become payable .

b. According to the information and explanation given to us, there are no dues of income tax, sales tax, service tax, duty of customs, duty of excise, value added tax, cess and any other statutory dues which have not been deposited on account of dispute except the following:

Nature of the Statute	Nature of the dues	Forum where Dispute is Pending	Period to which the amount relates	Amount (in Lakhs)
West Bengal Value Added Tax	Entry Tax	Taxation Tribunal of the West Bengal Value Added Tax Act	FY 2015-2016	11.81
West Bengal Value Added Tax	Entry Tax	West Bengal Tax Appellate & Revisional Board	FY 2016-2017	2.14

viii. According to the information and explanations given to us the Company and based on our examination of the records of the Company, the Company has defaulted in repayment of interest on borrowings to banks and financial institution as per the followings given below:

Sr No.	Particulars	Amount of Default-Interest (in lakhs)	Period of Default
	Bank		
1	Allahabad Bank	187.59	0-90 Days
2	Vijaya Bank (Merged with Bank of Baroda)	138.61	0-90 Days
3	Corporation Bank	99.73	0-90 Days
4	OBC	111.30	0-90 Days
5	Dena Bank (Merged with Bank of Baroda)	136.17	0-90 Days
6	Indian Bank	175.91	0-90 Days
7	IndusInd Bank	256.37	0-90 Days
8	Yes Bank	216.50	0-90 Days
	Total (A)	1322.18	



	<u>Financial Institution</u>		
9	IIFCL	280.39	0-90 Days
	Total (B)	280.39	
	Total (A) + (B)	1,602.57	

The Company has not taken any loans or borrowings from any Government and not issued any debentures during the year.

- ix. Money raised by way of term loans were applied for the purpose for which it was raised. The Company has not raised money by way of initial public offer or further public offer.
- x. According to the information and explanation given to us by the management which have been relied by us, there were no frauds on or by the Company noticed or reported during the period under audit.
- xi. The Company has not paid any managerial remuneration, hence paragraph 3(Xi) of the order is not applicable to the Company.
- xii. The Company is not a Nidhi Company and hence clause3 (xii) of the Companies (Auditor's Report) Order 2016 is not applicable.
- xiii. According to the information and explanations given to us and based on our examination of the records of the Company, all transactions with the related parties are in compliance with sections 177 and 188 of the Companies Act, 2013 where applicable and the details of such transactions have been disclosed in the Standalone Ind AS financial statements as required by the applicable accounting standards.
- xiv. According to the information and explanations given to us and based on our examination of the records of the Company, the Company has not made any preferential allotment or private placement of shares or fully or partly convertible debentures during the year.
- xv. According to the information and explanations given to us and based on our examination of the records of the Company, the Company has not entered into any non-cash transactions with directors or persons connected with him. Accordingly, paragraph 3(xv) of the Order is not applicable.
- xvi. The Company is not required to be registered under section 45-IA of the Reserve Bank of India Act, 1934.



For Gianender & Associates
Chartered Accountants
(Firm's Registration No. 004661N)



A handwritten signature in black ink, appearing to be "G.K. Agrawal".

G.K. Agrawal
(Partner)
(M No. 081603)
UDIN: 20081603AAAAFV9780

Place: New Delhi
Date: 19th June, 2020

ANNEXURE - B TO THE INDEPENDENT AUDITORS' REPORT
(Referred to in our Report of even date)**Report on the Internal Financial Controls under Clause (i) of Sub-section 3 of Section 143 of the Companies Act, 2013 ("the Act")**

We have audited the internal financial controls over financial reporting of **Farakka Raiganj Highways Limited** ("the Company") as of March 31, 2020 in conjunction with our audit of the Standalone Ind AS financial statements of the Company for the year ended on that date.

Management's Responsibility for Internal Financial Controls

The Company's management is responsible for establishing and maintaining internal financial controls based on the internal control over financial reporting criteria established by the Company considering the essential components of internal control stated in the Guidance Note on Audit of Internal Financial Controls over Financial Reporting issued by the Institute of Chartered Accountants of India (the "Guidance Note"). These responsibilities include the design, implementation and maintenance of adequate internal financial controls that were operating effectively for ensuring the orderly and efficient conduct of its business, including adherence to Company's policies, the safeguarding of its assets, the prevention and detection of frauds and errors, the accuracy and completeness of the accounting records, and the timely preparation of reliable financial information, as required under the Companies Act, 2013.

Auditors' Responsibility

Our responsibility is to express an opinion on the Company's internal financial controls over financial reporting based on our audit. We conducted our audit in accordance with the Guidance Note and the Standards on Auditing, issued by ICAI and deemed to be prescribed under section 143(10) of the Companies Act, 2013, to the extent applicable to an audit of internal financial controls, both applicable to an audit of Internal Financial Controls and, both issued by the Institute of Chartered Accountants of India. Those Standards and the Guidance Note require that we comply with ethical requirements and plan and perform the audit to obtain reasonable assurance about whether adequate internal financial controls over financial reporting was established and maintained and if such controls operated effectively in all material respects.

Our audit involves performing procedures to obtain audit evidence about the adequacy of the internal financial controls system over financial reporting and their operating effectiveness. Our audit of internal financial controls over financial reporting included obtaining an understanding of internal financial controls over financial reporting, assessing the risk that a material weakness exists, and testing and evaluating the design and operating effectiveness of internal control based on the assessed risk. The



procedures selected depend on the auditor's judgment, including the assessment of the risks of material misstatement of the Standalone Ind AS financial statements, whether due to fraud or error.


We believe that the audit evidence we have obtained is sufficient and appropriate to provide a basis for our audit opinion on the Company's internal financial controls system over financial reporting.

Meaning of Internal Financial Controls over Financial Reporting

A Company's internal financial control over financial reporting is a process designed to provide reasonable assurance regarding the reliability of financial reporting and the preparation of Standalone Ind AS financial statements for external purposes in accordance with generally accepted accounting principles. A Company's internal financial control over financial reporting includes those policies and procedures that (1) pertain to the maintenance of records that, in reasonable detail, accurately and fairly reflect the transactions and dispositions of the assets of the Company; (2) provide reasonable assurance that transactions are recorded as necessary to permit preparation of Standalone Ind AS financial statements in accordance with generally accepted accounting principles, and that receipts and expenditures of the Company are being made only in accordance with authorizations of management and directors of the Company; and (3) provide reasonable assurance regarding prevention or timely detection of unauthorized acquisition, use, or disposition of the Company's assets that could have a material effect on the Standalone Ind AS financial statements.

Inherent Limitations of Internal Financial Controls over Financial Reporting

Because of the inherent limitations of internal financial controls over financial reporting, including the possibility of collusion or improper management override of controls, material misstatements due to error or fraud may occur and not be detected. Also, projections of any evaluation of the internal financial controls over financial reporting to future periods are subject to the risk that the internal financial control over financial reporting may become inadequate because of changes in conditions, or that the degree of compliance with the policies or procedures may deteriorate.



Opinion

In our opinion, the Company has, in all material respects, an adequate internal financial controls system over financial reporting and such internal financial controls over financial reporting were operating effectively as at March 31, 2020, based on the internal control over financial reporting criteria established by the Company considering the essential components of internal control stated in the Guidance Note on Audit of Internal Financial Controls Over Financial Reporting issued by the Institute of Chartered Accountants of India.

For Gianender & Associates
Chartered Accountants
(Firm's Registration No. 004661N)



G.K. Agrawal
(Partner)

(M No. 081603)

UDIN: 20081603AAAAFV9780

Place: New Delhi
Date: 19th June, 2020

Farakka Raiganj Highways Limited
CIN No. : U45400MH2010PLC200733
Balance Sheet as at 31 March 2020
(All amounts are in Rs. lakhs, unless stated otherwise)

Particulars	Note	As at March 31, 2020	As at March 31, 2019
ASSETS			
Non-current assets			
Property, Plant and Equipment	3	43.07	56.35
Investment Property	4	15.23	15.23
Other Intangible assets	5	1,06,428.92	1,11,545.56
Intangible assets under development	6	49,246.64	46,526.21
Financial Assets			
Other Financial Assets	7a	526.30	574.63
Non Current Tax Assets (Net)	8	238.56	145.41
Other non - current assets	9a	399.87	351.37
Current assets			
Financial Assets			
Trade Receivable	10	266.34	890.00
Cash and Cash Equivalents	11a	838.94	146.04
Other financial asset	7b	1,701.61	1,287.66
Other current assets	9b	1,030.80	1,182.60
Total Assets		1,60,736.28	1,62,721.06
EQUITY AND LIABILITIES			
EQUITY			
Equity share capital	12	25,022.10	25,022.10
Other equity	13	(19,843.16)	(15,263.40)
Total equity		5,178.94	9,758.70
LIABILITIES			
Non-current liabilities			
Financial Liabilities			
Borrowings	14	96,769.68	97,240.44
Other financial liabilities	15a	2,980.66	2,048.23
Provisions	16	11,130.47	7,131.35
Current liabilities			
Financial Liabilities			
Trade payables	17		
i) total outstanding dues of micro and small enterprises		1.21	1.05
ii) total outstanding dues other than (i) above		2,287.43	3,138.91
Other financial liabilities	15b	42,157.76	43,371.77
Other current liabilities	18	230.13	30.61
Total Equity and Liabilities		1,60,736.28	1,62,721.06

The accompanying notes are an integral part of the financial statements.

As per our report of even date attached
For Gnanender & Associates
Chartered Accountants
Firm Registration No. 004661N

G.K. Agrawal

G.K. Agrawal
Partner
Membership No.:081603

UDIN: 20081603AAAAFV9780.



For and on behalf of the Board of Directors

Arjun Dhawan
Director
DIN No. : 01778379

Ravindra Singh
Director
DIN No. : 02992019

Sridevi Iyengar
Director
DIN No. : 06981630

Ganesh Mani
Chief Financial Officer

Rahul Shukla
Manager

Smita Ashish Kelkar
Company Secretary

Arjun Dhawan

Ravindra Singh

S. Sridevi

Ganesh Mani

Rahul Shukla

Smita Ashish Kelkar

Place: New Delhi
Date: 19/6/20

(Signature)

Place: Mumbai
Date: 19.06.2020



Farakka Raiganj Highways Limited

CIN No. : U45400MH2010PLC200733

Statement of Profit and Loss for the year ended 31 March 2020

(All amounts are in Rs. lakhs, unless stated otherwise)

Particulars	Note	Year ended March 31, 2020	Year ended March 31, 2019
Revenue from Operations	19	23,634.85	15,722.96
Other Income	20	98.30	65.22
Total Income		23,733.15	15,788.18
Expenses			
Cost of construction	21	6,921.30	5,040.06
Finance costs	22	9,147.44	8,665.42
Depreciation and amortization expense	23	5,131.17	5,121.33
Other expenses	24	7,113.00	6,448.39
Total expenses		28,312.91	25,275.20
Profit / (loss) before exceptional items and tax		(4,579.76)	(9,487.02)
Add: Exceptional Items		-	-
Profit / (loss) before tax		(4,579.76)	(9,487.02)
Tax expenses		-	-
Profit/(Loss) for the year		(4,579.76)	(9,487.02)
Other Comprehensive Income for the year		-	-
Total Comprehensive Income for the year		(4,579.76)	(9,487.02)
Earnings per equity share of Rs. 10 each, Basic & Diluted	25	(1.83)	(11.92)

The accompanying notes are an integral part of the financial statements.

As per our report of even date attached

For Gianender & Associates

Chartered Accountants

Firm Registration No. 004661N

G.K. Agrawal

Partner

Membership No.:081603



For and on behalf of the Board of Directors

Arjun Dhawan

Director

DIN No. : 01778379

Ravindra Singh

Director

DIN No. : 02992019

Sridevi Iyengar

Director

DIN No. : 06981630

Ganesh Mani

Chief Financial Officer

Rahul Shukla

Manager

Smita Ashish Kelkar


Company Secretary

Place: New Delhi

Date: 19/6/20

Place: Mumbai

Date: 19.06.2020



Farakka Raiganj Highways Limited

CIN No. : U45400MH2010PLC200733

Statement of Cash Flow Statement for the year ended 31 March 2020

(All amounts are in Rs. lakhs, unless stated otherwise)

Particulars	Note	Year ended March 31, 2020	Year ended 31 March 2019
A Cash Flow from operating activities			
Loss before income tax		(4,579.76)	(9,487.02)
Adjustments for			
Add:			
Depreciation and amortisation expenses		5,131.17	5,121.33
Finance costs		8,331.44	8,206.53
Unwinding of discount on Retention Payable		-	-
Unwinding of discount on Major Maintenance		766.62	409.61
Amortisation of Corporate Guarantee		49.38	49.28
Provision for Major Maintenance Expenditure		3,232.51	2,911.40
Less:			
Interest received		-	(23.42)
Change in operating assets and liabilities			
(Increase)/decrease in other financial assets		(415.00)	(237.05)
(Increase)/decrease in Trade Receivable		623.66	-
(Increase)/decrease in other non-current assets		(48.50)	165.04
(Increase)/decrease in other current assets		151.80	(941.33)
Increase/(decrease) in trade payables		(851.32)	2,590.78
Increase/(decrease) in other financial liabilities		81.94	1,328.16
Increase/(decrease) in other current liabilities		199.51	(1,768.40)
Cash generated from operations		12,673.44	8,324.92
Income taxes (paid) / refund		(93.15)	28.91
Net cash inflow (outflow) from operating activities		12,580.30	8,353.83
B Cash flow from investing activities:			
Purchase of property, plant and equipment/ intangible assets		(65.67)	(2,074.26)
Maturity of Fixed Deposit		-	800.00
Interest received		-	56.36
Net cash inflow (outflow) from investing activities		(65.67)	(1,217.90)
C Cash flow from financing activities			
Proceeds from Long Term Borrowings		-	-
Repayment of Long Term Borrowings		(2,372.73)	(989.56)
Subordinate Loan Taken		370.00	1,030.23
Interest paid		(9,819.00)	(7,738.29)
Net cash inflow (outflow) from financing activities		(11,821.73)	(7,697.62)
Net increase/(decrease) in cash and cash equivalents		692.90	(561.68)
Add: Cash and cash equivalents at the beginning of the year	11a	146.04	707.72
Cash and cash equivalents at the end of the year	11a	838.94	146.04
Reconciliation of Cash Flow statements as per the cash flow statement			
Cash Flow statement as per above comprises of the following		31 March 2020	31 March 2019
Cash and cash equivalents		838.94	146.04
Balances as per statement of cash flows			

The accompanying notes are an integral part of these financial statements.

As per our report of even date attached

For Gianender & Associates

Chartered Accountants

Firm Registration No. 004661N

G.K. Agrawal

Partner

Membership No.:081603



For and on behalf of the Board of Directors

Arjun Dhawan

Director

DIN No. : 01778379

Ravindra Singh

Director

DIN No. : 02992019

Sridevi Iyengar

Director

DIN No. : 06981630

Ganesh Mani

Chief Financial Officer

Rahul Shukla

Manager

Smita Ashish Kelkar

Company Secretary

Place: Mumbai

Date: 19.06.20

[Signature]

[Signature]

S. Sridevi

[Signature]

[Signature]

[Signature]



Place: New Delhi

Date: 19/6/20

[Signature]

Farakka Raiganj Highways Limited

CIN No. : U45400MH2010PLC200733

Statement of Changes in Equity as at 31 March 2020

(All amounts are in Rs. lakhs, unless stated otherwise)


A Equity share capital

Equity share capital	Amount
as at 1 April 2018	5,000.00
Changes in equity share capital	20,022.10
as at 31 March 2019	25,022.10
Changes in equity share capital	-
as at 31 March 2020	25,022.10

B Other Equity

	Note	Capital Contribution Corporate Guarantee	Reserves & Surplus Retained Earnings	Total
Balance as at 1 April, 2018		756.41	(6,532.79)	(5,776.38)
Profit / (Loss) for the year		-	(9,487.02)	(9,487.02)
Other Comprehensive Income for the year		-	-	-
Total Comprehensive Income for the year		-	(9,487.02)	(9,487.02)
Balance as at 31 March, 2019		756.41	(16,019.81)	(15,263.40)
Profit / (Loss) for the year		-	(4,579.76)	(4,579.76)
Other Comprehensive Income for the year		-	-	-
Total Comprehensive Income for the year		-	(4,579.76)	(4,579.76)
Balance as at 31 March, 2020		756.41	(20,599.57)	(19,843.16)

As per our report of even date attached
For Gianender & Associates
Chartered Accountants
Firm Registration No. 004661N


G.K. Agrawal
Partner
Membership No.:081603



For and on behalf of the Board of Directors

Arjun Dhawan
Director
DIN No. : 01778379




Ravindra Singh
Director
DIN No. : 02992019



Sridevi Iyengar
Director
DIN No. : 06981630

S. Sridevi

Ganesh Mani
Chief Financial Officer



Rahul Shukla
Manager



Smita Ashish Kelkar
Company Secretary




Place: New Delhi

Date: 19/6/20



Place: Mumbai

Date: 19.06.2020



Farakka Raiganj Highways Limited
Notes to the financial statements for the year ended 31 March, 2020
 (All amounts are in Rs. lakhs, unless stated otherwise)

1 Corporate information

Farakka-Raiganj Highways Limited was incorporated under the Companies Act, 1956, on 11th March, 2010 as a Special Purpose Vehicle for Design, Build, Finance, Operate & Transfer (DBFOT) Toll basis of 4 lanes between Farakka and Raiganj section of NH-34 from Kms 295.000 to Kms 398.000 in the State of West Bengal under NHDP Phase III.

NHAI has granted concession period of 30 years to the company for the project. Provisional Certificate under Article 14.3.2 (Schedule - J) of the concession Agreement has been obtained for 79.575 kms for the following stretch - 295.250 to 306.000 KMS+570 - 11.30 KMS / 315.000+100 to 321.000 KMS+190 - 6.090 KMS / 331.000+690 to 334.000 KMS+470 - 2.780 KMS / 335.000+400 to 394.000 KMS+975 - 59.575 KMS. Tolling has been commenced from 19th October, 2016 on receipt of provisional certificate of commencement from Independent consultant appointed by National Highway Authority of India.

2 Summary of significant accounting policies

(a) Basis of preparation

The financial statements are prepared on an accrual basis of accounting and in accordance with the Indian Accounting Standards (Ind AS) notified under the companies (Indian Accounting standards) Rules, 2015 as amended by the companies (Indian Accounting standard) Rules 20 in March 2018, the Ministry of Corporate Affairs has notified the Companies (Indian Accounting Standards) Amended Rules, 2018 ("amended rules"). As per the amended rules, Ind AS 115 "Revenue from contracts with customers" supersedes Ind AS 11, "Construction contracts" and Ind AS 18, "Revenue" and is applicable for all accounting periods commencing on or after 1 April 2018.

IndAS115:

Ind AS 115 introduces a new framework of five step model for the analysis of revenue transactions. The model specifies that revenue should be recognised when (or as) an entity transfers control of goods or services to a customer at the amount to which the entity expects to be entitled. The new revenue standard is applicable to the Company from 1 April 2018.

The Company is evaluating the requirement of the amendment and the impact on the financial statements.

The financial statements have been prepared on a historical cost basis, except for the following :

- i certain financial assets and liabilities (including derivative instruments) and contingent consideration that is measured at fair value
- ii assets under service concession arrangement

(b) Current & Non Current classification

Current Asset :

An asset shall be classified as current when it satisfies any of the following criteria:

- (a) it is expected to be realized in, or is intended for sale or consumption in, the company's normal operating cycle;
- (b) it is held primarily for the purpose of being traded
- (c) it is expected to be realized within twelve months after the reporting date, or
- (d) it is cash or cash equivalent unless it is restricted from being exchanged or used to settle a liability for at least twelve months after the reporting date.

All other assets shall be classified as non-current.

Current Liabilities:

A liability shall be classified as current when it satisfies any of the following criteria:

- i (a) it is expected to be settled in the company's normal operating cycle;
- ii (b) it is held primarily for the purpose of being traded;
- iii (c) it is due to be settled within twelve months after the reporting date : or
- iv (d) the company does not have an unconditional right to defer settlement of the liability for at least twelve months after the reporting date. Terms of a liability that could at the option of the counterparty, result in its settlement by the issue of equity instruments do not effect its classification.

All other liabilities shall be classified as non-current.

(c) Government grant

Grants from the government are recognised at their fair value where there is a reasonable assurance that the grant will be received and the Company will comply with all attached conditions.

Government grants relating to income are deferred and recognised in the profit or loss over the period necessary to match them with the costs that they are intended to compensate and presented within other income.

Government grants relating to the purchase of property, plant and equipment (if any) are included in non-current liabilities as deferred income and are credited to profit or loss on a straight-line basis over the expected lives of the related assets and presented within other income.

(d) Accounting of intangible assets under Service Concession arrangement:

Company has Toll Road Concession rights where it Designs, Build, Finances, Operates and transfer (DBFOT) infrastructure used to provide public service for a specified period of time. These arrangements may include Infrastructure used in a public-to-private service concession arrangement for its entire useful life.

These arrangements are accounted for based on the nature of the consideration. The intangible asset model is used to the extent that the Company receives a right (a license) to charge users of the public service. The financial asset model is used when the Company has an unconditional contractual right to receive cash or another financial asset from or at the direction of the grantor for the construction services. When the unconditional right to receive cash covers only part of the service, the two models are combined to account separately for each component. If the Company performs more than one service (i.e., construction or upgrade services and operation services) under a single contract or arrangement, consideration received or receivable is allocated by reference to the relative fair values of the services delivered, when the amounts are separately identifiable.

Intangible asset model:

The Company recognises an intangible asset arising from a service concession arrangement when it has a right to charge for usage of the concession infrastructure. An intangible asset received as Consideration for providing construction or upgrade services in a service concession arrangement is measured at fair value on initial recognition by reference to the fair value of the services provided. Subsequent to initial recognition, the intangible asset is measured at cost, which includes capitalised borrowing costs, less accumulated amortisation.

The estimated useful life of an intangible asset in a service concession arrangement is the period from when the Company is able to charge the public for the use of the infrastructure to the end of the concession period.



Farakka Raiganj Highways Limited
Notes to the financial statements for the year ended 31 March, 2020
(All amounts are in Rs. lakhs, unless stated otherwise)

Amortization of concession intangible assets:

Amortization is charged on a straight-line basis over the estimated useful lives. The estimated useful life and amortization method are reviewed at the end of each annual reporting period, with the effect of any changes in the estimate being accounted for on a prospective basis.

Financial Asset model:

The Company recognises a financial asset arising from a service concession arrangement when it has an unconditional contractual right to receive cash or another financial asset from grantor for the construction or upgrade services provided. Such financial assets are measured at fair value on initial recognition and classified as loans and receivables.

Subsequent to initial recognition, the financial assets are measured at amortised cost. Under this model financial asset will be reduced as and when grant has received from grantor.

(e) Property, plant and equipment:

All items of property, plant and equipment are stated at historical cost less depreciation. Historical cost includes expenditure that is directly attributable to the acquisition of the items.

Subsequent costs are included in the asset's carrying amount or recognised as a separate asset, as appropriate, only when it is probable that future economic benefits associated with the item will flow to the Company and the cost of the item can be measured reliably. The carrying amount of any component accounted for as a separate asset is derecognised when replaced. All other repairs and maintenance are charged to profit or loss during the reporting period in which they are incurred.

Gains and losses on disposals are determined by comparing proceeds with carrying amount. These are included in profit or loss within other gains/(losses).

Transition to Ind AS:

On transition to Ind AS, the Company has elected to continue with the carrying value of all of its property, plant and equipment recognised as at 1 April 2015 measured as per the previous GAAP and use that carrying value as the deemed cost of the property, plant and equipment.

Depreciation methods, estimated useful lives and residual value:

Depreciation is provided as per the useful lives of the assets as per schedule II of Companies Act, 2013 using Straight Line Method (SLM).

(f) Investment property:

Property that is held for long-term rental yields or for capital appreciation or both, and that is not occupied by the Company, is classified as investment property. Investment property is measured initially at its cost, including related transaction costs and where applicable borrowing costs. Subsequent expenditure is capitalised to the asset's carrying amount only when it is probable that future economic benefits associated with the expenditure will flow to the Company and the cost of the item can be measured reliably. All other repairs and maintenance costs are expensed when incurred. When part of an investment property is replaced, the carrying amount of the replaced part is derecognised.

Transition to Ind AS:

Company has classified its freehold land under Investment property which were earlier classified under Fixed Asset under previous GAAP.

(g) Financial Instruments

A financial instrument is any contract that gives rise to a financial asset of one entity and a financial liability or equity instrument of another entity.

a Financial Assets

i) Initial Recognition

In the case of financial assets not recorded at fair value through profit or loss, financial assets are recognised initially at fair value plus transaction costs that are directly attributable to the acquisition of the financial asset. Purchases or sales of financial assets that require delivery of assets within a time frame established by regulation or convention in the market place (regular way trades) are recognised on the trade date, i.e., the date that the Company commits to purchase or sell the asset.

ii) Subsequent Measurement

For purposes of subsequent measurement, financial assets are classified in following categories:

Financial Assets at Amortised Cost

Financial assets are subsequently measured at amortised cost if these financial assets are held within a business model whose objective is to hold these assets in order to collect contractual cash flows and the contractual terms of the financial asset give rise on specified dates to cash flows that are solely payments of principal and interest on the principal amount outstanding. Interest income from these financial assets is included in finance income using the effective rate interest ("EIR") method. Impairment gains or losses arising on these assets are recognised in Statement of Profit and Loss.

Financial Assets Measured at Fair Value

Financial assets are measured at fair value through other comprehensive income ("OCI") if these financial assets are held within a business model whose objective is to hold these assets in order to collect contractual cash flows or to sell these financial assets and the contractual terms of the financial asset give rise on specified dates to cash flows that are solely payments of principal and interest on the principal amount outstanding. Movements in the carrying amount are taken through OCI, except for the recognition of impairment gains or losses, interest revenue and foreign exchange gains and losses which are recognised in the Statement of Profit and Loss.

iii) Impairment of Financial Assets

In accordance with Ind AS 109, the Company applies the expected credit loss ("ECL") model for measurement and recognition of impairment loss on financial assets and credit risk exposures.

The Company follows 'simplified approach' for recognition of impairment loss allowance on trade receivables. Simplified approach does not require the Company to track changes in credit risk. Rather, it recognises impairment loss allowance based on lifetime ECL at each reporting date, right from its initial recognition.



Farakka Raiganj Highways Limited
Notes to the financial statements for the year ended 31 March, 2020
(All amounts are in Rs. lakhs, unless stated otherwise)

iv) De-recognition of Financial Assets

The Company de-recognises a financial asset only when the contractual rights to the cash flows from the asset expire, or it transfers the financial asset and substantially all risks and rewards of ownership of the asset to another entity.

If the Company neither transfers nor retains substantially all the risks and rewards of ownership and continues to control the transferred asset, the Company recognises its retained interest in the assets and an associated liability for amounts it may have to pay.

If the Company retains substantially all the risks and rewards of ownership of a transferred financial asset, the Company continues to recognise the financial asset and also recognises a collateralised borrowing for the proceeds received.

b) Equity Instruments and Financial Liabilities

Financial liabilities and equity instruments issued by the Company are classified according to the substance of the contractual arrangements entered into and the definitions of a financial liability and an equity instrument.

i) Equity Instruments

An equity instrument is any contract that evidences a residual interest in the assets of the Company after deducting all of its liabilities. Equity instruments which are issued for cash are recorded at the proceeds received, net of direct issue costs. Equity instruments which are issued for consideration other than cash are recorded at fair value of the equity instrument.

ii) Financial Liabilities

1) Initial Recognition

Financial liabilities are classified, at initial recognition, as financial liabilities at fair value through profit or loss, loans and borrowings and payables as appropriate. All financial liabilities are recognised initially at fair value and, in the case of loans and borrowings and payables, net of directly attributable transaction costs.

2) Subsequent Measurement

The measurement of financial liabilities depends on their classification, as described below

Financial liabilities at fair value through profit or loss

Financial liabilities at fair value through profit or loss include financial liabilities held for trading and financial liabilities designated upon initial recognition as at fair value through profit or loss. Financial liabilities are classified as held for trading if they are incurred for the purpose of repurchasing in the near term. Gains or losses on liabilities held for trading are recognised in the profit or loss.


Financial guarantee contracts issued by the Company are those contracts that require a payment to be made to reimburse the holder for a loss it incurs because the specified debtor fails to make a payment when due in accordance with the terms of a debt instrument. Financial guarantee contracts are recognised initially as a liability at fair value, adjusted for transaction costs that are directly attributable to the issuance of the guarantee. Subsequently, the liability is measured at the higher of the amount of loss allowance determined as per impairment requirements of Ind AS 109 and the amount recognised less cumulative amortisation. Amortisation is recognised as finance income in the Statement of Profit and Loss.

Financial liabilities at amortised cost

After initial recognition, interest-bearing loans and borrowings are subsequently measured at amortised cost using the Effective Interest Rate (EIR) method. Any difference between the proceeds (net of transaction costs) and the settlement or redemption of borrowings is recognised over the term of the borrowings in the Statement of Profit and Loss.

Amortised cost is calculated by taking into account any discount or premium on acquisition and fees or costs that are an integral part of the EIR. The EIR amortisation is included as finance costs in the Statement of Profit and Loss.

Financial Liabilities are classified as current liabilities unless the company has an unconditional right to defer settlement of the liability for at least 12 months after the reporting period. Where there is a breach of a material provision of a long-term loan arrangement on or before the end of the reporting period with the effect that the liability becomes payable on demand on the reporting date, the entity does not classify the liability as current, if the lender agreed, after the reporting period and before the approval of the financial statements for issue, not to demand payment as a consequence of the breach.



Farakka Raiganj Highways Limited
Notes to the financial statements for the year ended 31 March, 2020
(All amounts are in Rs. lakhs, unless stated otherwise)

3) De-recognition of Financial Liabilities

Financial liabilities are de-recognised when the obligation specified in the contract is discharged, cancelled or expired. When an existing financial liability is replaced by another from the same lender on substantially different terms, or the terms of an existing liability are substantially modified, such an exchange or modification is treated as de-recognition of the original liability and recognition of a new liability. The difference between the respective carrying amounts is recognised in the Statement of Profit and Loss.

c Offsetting Financial Instruments

Financial assets and financial liabilities are offset and the net amount is reported in the Balance Sheet if there is a currently enforceable legal right to offset the recognised amounts and there is an intention to settle on a net basis to realise the assets and settle the liabilities simultaneously.

(h) Cash and cash equivalents:

For the purpose of presentation in the statement of cash flows, cash and cash equivalents includes cash on hand, deposits held at call with financial institutions, other short-term, highly liquid investments with original maturities of three months or less that are readily convertible to known amounts of cash and which are subject to an insignificant risk of changes in value, and bank overdrafts. Bank overdrafts are shown within borrowings in current liabilities in the balance sheet.

(i) Income Tax:

i Current Income Tax

Current income tax is recognised based on the estimated tax liability computed after taking credit for allowances and exemptions in accordance with the Income Tax Act, 1961. The tax rates and tax laws used to compute the amount are those that are enacted or substantively enacted, at the reporting date.

Minimum Alternative Tax ("MAT") credit is recognised as an asset only when and to the extent there is convincing evidence that the Company will pay normal income tax during the specified period. In the year in which the MAT credit becomes eligible to be recognised as an asset in accordance with the recommendations contained in Guidance Note issued by the Institute of Chartered Accountants of India, the said asset is created by way of a credit to the Statement of Profit and Loss and shown as MAT Credit Entitlement. The Company reviews the same at each Balance Sheet date and writes down the carrying amount of MAT Credit Entitlement to the extent there is no longer convincing evidence to the effect that the Company will pay normal Income Tax during the specified period.

ii Deferred Tax

Deferred Tax Asset shall be recognised for the carryforward of unused tax losses and unused tax credits to the extent that it is probable that future taxable profit will be available against which the unused tax losses and unused tax credits can be utilised.

Deferred tax assets and liabilities are offset when there is a legally enforceable right to offset current tax assets and liabilities and when the deferred tax balances relate to the same taxation authority. Current tax assets and tax liabilities are offset where the entity has a legally enforceable right to offset and intends either to settle on a net basis, or to realise the asset and settle the liability simultaneously.

(j) Leases

The Company assesses whether a contract contains a lease, at inception of a contract. A contract is, or contains, a lease if the contract conveys the right to control the use of an identified asset for a period of time in exchange for consideration. To assess whether a contract conveys the right to control the use of an identified asset, the Company assesses whether

(i) the contract involves the use of an identified asset

(ii) the Company has substantially all of the economic benefits from use of the asset through the period of the lease and

(iii) the Company has the right to direct the use of the asset.

At the date of commencement of the lease, the Company recognizes a right-of-use asset ("ROU") and a corresponding lease liability for all lease arrangements in which it is a lessee, except for leases with a term of twelve months or less (short-term leases) and low value leases. For these short term and low value leases, the Company recognizes the lease payments as an operating expense on a straight-line basis over the term of the lease.

Certain lease arrangements include the options to extend or terminate the lease before the end of the lease term. ROU assets and lease liabilities include these options when it is reasonably certain that they will be exercised.

The right-of-use assets are initially recognized at cost, which comprises the initial amount of the lease liability adjusted for any lease payments made at or prior to the commencement date of the lease plus any initial direct costs less any lease incentives. They are subsequently measured at cost less accumulated depreciation and impairment losses.

Right-of-use assets are depreciated from the commencement date on a straight line basis over the shorter of the lease term and useful life of the underlying asset. Right of use assets are evaluated for recoverability whenever events or changes in circumstances indicate that their carrying amounts may not be recoverable. For the purpose of impairment testing, the recoverable amount (i.e. the higher of the fair value less cost to sell and the value-in-use) is determined on an individual asset basis unless the asset does not generate cashflows that are largely independent of those from other assets. In such cases, the recoverable amount is determined for the Cash Generating Unit (CGU) to which the asset belongs.

The lease liability is initially measured at amortized cost at the present value of the future lease payments. The lease payments are discounted using the interest rate implicit in the lease or, if not readily determinable, using the incremental borrowing rates in the country of domicile of these leases. Lease liabilities are remeasured with a corresponding adjustment to the related right of use asset if the Company changes its assessment whether it will exercise an extension or a termination option. Lease liability and ROU asset have been separately presented in the Balance Sheet and lease payments have been classified as financing cash flows.

(k) Impairment of Assets:

Intangible assets that have an indefinite useful life are not subject to amortisation and are tested annually for impairment, or more frequently if events or changes in circumstances indicate that they might be impaired. Other assets are tested for impairment whenever events or changes in circumstances indicate that the carrying amount may not be recoverable. An impairment loss is recognised for the amount by which the asset's carrying amount exceeds its recoverable amount. The recoverable amount is the higher of an asset's fair value less costs of disposal and value in use. For the purposes of assessing impairment, assets are compared at the lowest levels for which there are separately identifiable cash inflows which are largely independent of the cash inflows from other assets or companies of assets (cash-generating units). Non-financial assets other than goodwill that suffered an impairment are reviewed for possible reversal of the impairment at the end of each reporting period.



Farakka Raiganj Highways Limited
Notes to the financial statements for the year ended 31 March, 2020
(All amounts are in Rs. lakhs, unless stated otherwise)

(l) Segment reporting:

The Company's operations constitutes a single business segment namely "Infrastructure Development" as per Ind AS 108, further the Company's operation are within single geographical segment which is India.

(m) Borrowings Cost:

General and specific borrowing costs that are directly attributable to the acquisition, construction or production of a qualifying asset are capitalised during the period of time that is required to complete and prepare the asset for its intended use or sale. Qualifying assets are assets that necessarily take a substantial period of time to get ready for their intended use or sale.

Investment income earned on the temporary investment of specific borrowings pending their expenditure on qualifying assets is deducted from the borrowing costs eligible for capitalisation.

Other borrowing costs are expensed in the period in which they are incurred.

(n) Other Financial Asset - Financial guarantee contract:

Under Ind AS, the financial guarantee given by a holding company to lender on behalf of the Company for its borrowings are recognised initially at fair value which is subsequently amortised as an interest expense to the Statement of Profit and Loss. This transaction was not recorded under the previous GAAP.

The fair value of financial guarantees is determined as the present value of the difference in net cash flows between the contractual payments under the debt instrument and the payments that would be required without the guarantee.

(o) Provisions and Contingent Liabilities:

Provisions for legal claims are recognised when the Company has a present legal or constructive obligation as a result of past events, it is probable that an outflow of resources will be required to settle the obligation and the amount can be reliably estimated. Provisions are not recognised for future operating losses.

Provisions are measured at the present value of management's best estimate of the expenditure required to settle the present obligation at the end of the reporting period. The discount rate used to determine the present value is a pre-tax rate that reflects current market assessments of the time value of money and the risks specific to the liability. The increase in the provision due to the passage of time is recognised as interest expense.

Contingent liability is disclosed in the case of :

- a) a present obligation arising from a past event, when it is not probable that an outflow of resources will happen to settle the obligation
- b) a possible obligation, unless the probability of outflow of resources is remote.

Contingent asset are disclosed (if any), where an inflow of economic benefits are probable.

(p) Earnings per share:

Basic Earnings per share is calculated by dividing the net profit/ (loss) after tax for the period attributable to equity shareholders of the Company by the weighted average number of equity in issue during the period. Diluted earnings per share is calculated by dividing the net profit after tax for the year attributable to equity shareholders of the company by the weighted average number of equity shares determined by assuming conversion on exercise of conversion rights for all potential dilutive securities.

(q) Revenue Recognition:

Revenue is measured at the fair value of the consideration received or receivable. The Company recognizes revenue when the amount of revenue can be reliably measured; when it is probable that future economic benefits will flow to the entity; and when specific criteria have been met for each of the Company's activities, as described below.

Toll revenue

The income from toll revenue from operations of the facility is accounted on receipt basis.


Contract revenue (construction contracts)

The Company has adopted Ind AS 115 "Revenue from Contracts with Customers" with the date of initial application being April 1, 2018. Ind AS 115, revenue from contracts with customers, mandatory for reporting period beginning on or after April 1, 2018 replaced existing revenue recognition requirements i.e Ind AS 18 Revenue Recognition and Ind AS 11 Construction Contracts. There were no significant adjustments required to the retained earnings as on April 1, 2018.

Accordingly, the policy for Revenue is amended as under:

The Company derives revenue primarily from construction contracts. To recognize revenue, the Company applies the following five step approach: (1) identify the contract with a customer, (2) identify the performance obligations in the contract, (3) determine the transaction price, (4) allocate the transaction price to the performance obligation in the contract, and (5) recognize revenue when a performance obligation is satisfied.

At contract inception, the Company assesses its promise to transfer services to a customer to identify separate performance obligations.. The Company applies judgment to determine whether each service promised to a customer are capable of being distinct, and are distinct in the context of the contract, if not, the promised services are combined and accounted as a single performance obligation. For performance obligations where control is transferred over time, revenue are recognized by measuring progress towards completion of the performance obligation. The selection of the method to measure progress towards completion requires judgment and is based on the nature of the services to be provided. The method for recognizing revenues and cost depends on the nature of the services rendered.



Farakka Raiganj Highways Limited
Notes to the financial statements for the year ended 31 March, 2020
(All amounts are in Rs. lakhs, unless stated otherwise)

Others

Insurance and other claims are recognized as revenue on certainty of receipt basis.

Dividend income is recognized when the right to receive is established. Other items of income are accounted as and when the right to receive arises and recovery is certain.

(r) Critical accounting estimates and judgements:

Estimates and judgements are continually evaluated and are based on historical experience and other factors, including expectations of future events that may have a financial impact on the entity and that are believed to be reasonable under the circumstances.

The Company makes estimates and assumptions concerning the future. The resulting accounting estimates will, by definition, seldom equal the related actual results. The estimates and assumptions that have a significant risk of causing a material adjustment to the carrying amount of assets and liabilities are disclosed below.

Applicability of service concession arrangement accounting to toll roads concessionaire arrangements

Appendix A "Service concession arrangements" applies to "public-to-private" service concession arrangements, which can be defined as contracts under which the grantor transfers to a concession holder the right to deliver public services that give access to the main public facilities for a specified period of time in return for managing the infrastructure used to deliver those public services.

More specifically, Appendix C applies to public-to-private service concession arrangements if the grantor:

- i. Controls or regulates what services the operator must provide with the infrastructure, to whom it must provide them, and at what price; and
- ii. Controls through ownership or otherwise – any significant residual interest in the infrastructure at the end of the term of the arrangement.

In assessing the applicability the management has exercised significant judgement in relation to the underlying ownership of the assets, the ability to enter into power purchase arrangements with any customer, ability to determine prices etc. in concluding that the arrangements don't meet the criteria for recognition as service concession arrangements.

Fair valuation of other financial instruments:

The Company records the resurfacing obligation for its present obligation as per the concession arrangement to maintain the toll roads at every five years during the concession period. The provision is included in the financial statements at the present value of the expected future payments. The calculations to discount these amounts to their present value are based on the estimated timing of expenditure occurring on the roads.

The discount rate used 10.75% to value the resurfacing provision at its present value is determined through reference to the nature of provision and risk associated with the expenditure.



Farakka Raiganj Highways Limited
Notes to the financial statements for the year ended 31 March, 2020
 (All amounts are in Rs. lakhs, unless stated otherwise)

3 Property, Plant and Equipment

Particulars	Plant & Equipment	Computers	Office equipment	Vehicles	Total
Gross Carrying Value					
Balance as at 1st April 2018	6.80	29.92	12.72	51.09	100.53
Additions	0.96	-	-	-	0.96
Disposals	-	-	-	-	-
Reclassification as held for sale	-	-	-	-	-
Balance as at 31st March 2019	7.76	29.92	12.72	51.09	101.49
Additions	-	0.52	0.73	-	1.25
Disposals	-	-	-	-	-
Reclassification as held for sale	-	-	-	-	-
Balance as at 31 March 2020	7.76	30.44	13.45	51.09	102.74
Accumulated Depreciation					
Balance as at 1st April 2018	(0.65)	(14.42)	(3.32)	(8.08)	(26.47)
Depreciation for the period	(0.52)	(9.97)	(2.54)	(5.64)	(18.67)
Disposals	-	-	-	-	-
Reclassification as held for sale	-	-	-	-	-
Balance as at 31st March 2019	(1.16)	(24.40)	(5.86)	(13.72)	(45.14)
Depreciation for the year	(0.52)	(5.67)	(2.68)	(5.65)	(14.53)
Disposals	-	-	-	-	-
Reclassification as held for sale	-	-	-	-	-
Balance as at 31 March 2020	(1.68)	(30.07)	(8.55)	(19.37)	(59.67)
Net Block					
Balance as at 31st March 2019	6.60	5.52	6.85	37.37	56.35
Balance as at 31 March 2020	6.08	0.37	4.90	31.72	43.07



Farakka Raiganj Highways Limited
Notes to the financial statements for the year ended 31 March, 2020
(All amounts are in Rs. lakhs, unless stated otherwise)

4 Investment Property

Particulars	As at March 31, 2020	As at March 31, 2019
Land		
Carrying Value	15.23	15.23
Total	15.23	15.23

- The Fair Value of the Land as at the Balance Sheet date is Rs. 29.00 Lakhs
- The land is under lien by way of mortgage to SBI Cap Trustee Company Limited by way of charge dated 3rd March, 2011 and further modified dated 30th May 2016.
- Estimation of fair value**
The company obtains independent valuations for its investment properties at least annually. The best evidence of fair value is current prices in an active market for similar properties. Where such information is not available, the company consider information from a variety of sources including:
The fair values of investment properties have been determined by an accredited Independent Valuer. The main inputs used are the rental growth rates, expected vacancy rates, terminal yields and discount rates based on comparable transactions and industry data. The resulting fair value estimates for investment property are included in level 3.
 - current prices in an active market for properties of different nature or recent prices of similar properties in less active markets, adjusted to reflect those differences.
 - discounted cash flow projections based on reliable estimates of future cash flows.
 - capitalised income projections based upon a property's estimated net market income, and a capitalisation rate derived from an analysis of market evidence.

5 Intangible assets

Particulars	Amount
Gross Block	
Balance as at 1st April 2018	1,24,043.58
Additions	-
Disposals	-
Balance as at 31st March 2019	1,24,043.58
Additions	-
Disposals	-
Balance as at 31 March 2020	1,24,043.58
Accumulated Depreciation	
Balance as at 1st April 2018	(7,395.36)
Amortisation	(5,102.66)
Disposals	-
Balance as at 31st March 2019	(12,498.02)
Amortisation	(5,116.64)
Disposals	-
Balance as at 31 March 2020	(17,614.66)
Net Block	
Balance as at 31st March 2019	1,11,545.56
Balance as at 31 March 2020	1,06,428.92

6 Intangible Assets under Development (Refer Foot Note for details)

Particulars	Amount
Balance as at 1st April 2019	46,526.21
Addition	2,720.43
Capitalized	-
Balance as at 31 March 2020	49,246.64



Farakka Raiganj Highways Limited

Notes to the financial statements for the year ended 31 March, 2020

(All amounts are in Rs. lakhs, unless stated otherwise)

Foot Note - Intangible Assets under Development

Particulars	Transferred to Intangible Asset on 19th October 2016	As at 31st March 2019	April 19 - March 20	As at 31 March 2020
		(a) + (b)	(b)	(a) + (b)
A) EPC Cost				
Subcontracting Expenses	1,26,357.87	45,593.37	1,388.75	46,982.12
Sub-total (A)	1,26,357.87	45,593.37	1,388.75	46,982.12
B) Finance Cost				
Interest on Term Loans	24,040.87	8,477.49	2,145.11	10,622.60
Interest on Others	319.13	28.23	-	28.23
Interest on Subordinate Loan	313.28	828.37	510.90	1,339.27
Upfront Fees	541.23	58.35	-	58.35
Finance Charges	27.52	4.03	-	4.03
Interest earned on Fixed Deposit	(211.65)	-	-	-
Income from Investment	(481.74)	-	-	-
Sub-total (B)	24,548.64	9,396.47	2,656.01	12,052.48
C) Pre-operative Expenses				
Professional Fees	1,485.85	299.88	38.50	338.39
Project Development Fees	1,663.26	230.74	-	230.74
Insurance Charges	154.76	62.32	-	62.32
Stamping & Franking	145.15	20.14	-	20.14
SPV Management Fees	1,093.12	151.65	-	151.65
Sub-total (C)	4,542.13	764.73	38.50	803.23
TOTAL (A+B+C)	1,55,448.64	55,754.57	4,083.26	59,837.83
D) Ind As Adjustments				
Less : Discounted Value of Retention	(223.98)	(99.63)	-	(99.63)
Add: Unwinding of Discount on Retention	71.82	0.03	-	0.03
Less : Impact of Transaction Cost	(423.81)	-	-	-
Add : Impact of Transaction Cost as per EIR Basis	133.32	-	-	-
Less : Present Value of Financial Asset	(30,962.41)	(9,128.76)	(1,362.83)	(10,491.59)
Total Ind AS adjustments (D)	(31,405.06)	(9,228.36)	(1,362.83)	(10,591.19)
TOTAL (A+B+C+D)	1,24,043.58	46,526.21	2,720.43	49,246.64



Farakka Raiganj Highways Limited
Notes to the financial statements for the year ended 31 March, 2020
(All amounts are in Rs. lakhs, unless stated otherwise)

7 Other financial assets
(Unsecured unless otherwise stated)


	Particulars	As at March 31, 2020	As at March 31, 2019
7a Non-current			
	Considered good		
	Electricity deposit	26.10	26.10
	Interest accrued on Security Deposit	2.46	1.31
	Financial Guarantee	497.74	547.22
	Total	526.30	574.63
7b Current			
	Unsecured, considered good		
	Financial Guarantee	49.48	49.38
	Other receivables	1,652.13	1,238.28
	- Utility Shifting & Change of Scope	1,274.63	860.78
	- Amount Withheld against Grant	377.50	377.50
	Total	1,701.61	1,287.66

8 Non Current Tax assets

	Particulars	As at March 31, 2020	As at March 31, 2019
	Prepaid Taxes (Net of Provisions)	238.56	145.41
	Total	238.56	145.41

9 Other Assets

	Particulars	As at March 31, 2020	As at March 31, 2019
9a Non current			
	Balance with Government Authorities	141.56	26.03
	Capital advances (Mobilisation of Advance)	258.31	325.34
	- Related Party - Hindustan Construction Co.Limited		
	Total	399.87	351.37
9b Current			
	Prepaid expenses	135.95	72.36
	Loans & Advances	894.85	1,110.24
	- Related Party		
	- Hindustan Construction Co.Limited	696.28	1,025.94
	- HCC Concessions Limited	32.79	-
	- Others	165.78	84.30
	Total	1,030.80	1,182.60



Farakka Raiganj Highways Limited
Notes to the financial statements for the year ended 31 March, 2020
 (All amounts are in Rs. lakhs, unless stated otherwise)

10 Trade Receivable

Particulars	As at March 31, 2020	As at March 31, 2019
Compensation for Toll Suspension (Refer Foot Note)	266.34	890.00
Total	266.34	890.00

Foot Note

Compensation receivable from NHAI of Rs 2.66 Crores (Previous Year Rs. 8.90 Crores) on account of Suspension of Toll from 9th November 2016 to 2nd December 2016 due to demonetisation.

11 Cash and Bank Balances

Particulars	As at March 31, 2020	As at March 31, 2019
11a Cash and Cash Equivalents		
Cash on hand	30.00	78.20
Balances with Banks		
In current accounts	808.92	64.37
With Collection Agencies	0.02	3.47
Total	838.94	146.04

There are no repatriation restrictions with regard to cash and cash equivalents as at the end of the reporting period and prior periods.



Farakka Raiganj Highways Limited
Notes to the financial statements for the year ended 31 March, 2020
(All amounts are in Rs. lakhs, unless stated otherwise)

12 Equity Share capital

Particulars	As at March 31, 2020	As at March 31, 2019
Authorised		
260,000,000 (31 March 2019: 260,000,000) equity shares of Rs 10/- each	26,000.00	26,000.00
Issued, subscribed and fully paid up		
250,221,000 (31 March 2019: 250,221,000) equity shares of Rs 10/- each-fully paid up	25,022.10	25,022.10
	25,022.10	25,022.10

a Reconciliation of number of shares

Particulars	No of Equity Shares	
	As at March 31, 2020	As at March 31, 2019
As at the begning of the year	2,502.21	500.00
Add: Issued during the year	-	2,002.21
As at the end of the year	2,502.21	2,502.21

b Shares held by holding/ ultimate holding company and/ or their subsidiaries/ associates

Out of shares issued by the company, shares held by its holding company, ultimate holding company and their subsidiaries/ associates are as below:

Particulars	As at March 31, 2020	As at March 31, 2019
HCC Concessions Limited and its Nominees, the holding company		
250,220,950 (31 March 2019: 250,220,850) equity shares of Rs 10/- each.	25,022.10	25,022.09
Hindustan Construction Company Limited, the ultimate holding company		
Nil (31 March 2019: 100) equity shares of Rs 10/- each.	-	0.01


c Rights, preferences and restrictions attached to shares

Equity shares:

- The company has only one class of equity shares having par value of Rs 10 per share. Each holder of equity shares is entitled to one vote per share.
- The Company declares and pays dividends in Indian Rupees. The dividend proposed by the Board of Directors is subject to approval of the Shareholders in the ensuing Annual General Meeting. During the year ended on 31 March, 2020, no dividend is declared by the Board (previous year Nil).
- In the event of liquidation of the company, the holders of equity shares will be entitled to receive remaining assets of the company, after distribution of all preferential amounts. The distribution will be in proportion to the number of equity shares held by the shareholders.

d Details of equity shares held by shareholders holding more than 5% of the aggregate shares in the Company

Particulars	As at March 31, 2020		As at March 31, 2019	
	No of shares (in lakhs)	% of Shareholding	No of shares (in lakhs)	% of Shareholding
Equity shares of Rs 10/- each fully paid				
HCC Concessions Limited and its nominees	2,502.21	100%	2,502.21	100%
Hindustan Construction Company Limited	-	0%	0.00	0%



Farakka Raiganj Highways Limited
Notes to the financial statements for the year ended 31 March, 2020
 (All amounts are in Rs. lakhs, unless stated otherwise)

13 Other Equity

Particulars	As at March 31, 2020	As at March 31, 2019
Capital Contribution (Corporate Guarantee) (Refer Note 13A)	756.41	756.41
Reserves and Surplus (Refer Note 13B)	(20,599.57)	(16,019.81)
Total	(19,843.16)	(15,263.40)

A Capital Contribution (Corporate Guarantee)


Particulars	As at March 31, 2020	As at March 31, 2019
Opening balance	756.41	756.41
Capital Contribution (corporate guarantee)	-	-
Closing Balance	756.41	756.41

B Reserves and surplus

Particulars	As at March 31, 2020	As at March 31, 2019
Retained Earnings	(20,599.57)	(16,019.81)
Total reserves and surplus	(20,599.57)	(16,019.81)

Surplus in the Statement of Profit and Loss

Particulars	As at March 31, 2020	As at March 31, 2019
Opening balance	(16,019.81)	(6,532.79)
Add: Profit/(Loss) for the year	(4,579.76)	(9,487.02)
Closing Balance	(20,599.57)	(16,019.81)



Farakka Raiganj Highways Limited

Notes to the financial statements for the year ended 31 March, 2020

(All amounts are in Rs. lakhs, unless stated otherwise)

14 Long Term Borrowings

Particulars	As at March 31, 2020	As at March 31, 2019
<u>Secured</u>		
Term loans		
From Banks	80,822.15	83,077.67
From others	10,081.40	10,175.23
Secured - Total	90,903.55	93,252.90
<u>Unsecured</u>		
Subordinate loan from Holding Company - HCC Concessions Limited	7,331.23	6,961.23
Unsecured - total	7,331.23	6,961.23
Total non current borrowings	98,234.78	1,00,214.13
Less: Current maturity of long term debt (Note 16b)	(1,465.10)	(2,973.70)
Non current borrowings	96,769.68	97,240.44

Foot Note

A Rupee term Loan I

- i Above term Loans are Secured by way of pari-passu first charge on all assets both present and future, excluding the project assets as defined in the Concession Agreement & pledge of 51% shareholding of the promoters.
The land is under lien by way of mortgage to SBICap Trustee Company Limited by way of charge dated 3rd March, 2011.
- ii Rupee Term Loan I carry Interest rate ranging 9.75% to 10.75% p.a. (Banks are in process of reset of Interest.)
- iii Terms of Repayment : Repayable in 52 unequal consecutive quarterly installments commencing from June 30, 2017 to 31st March 2030 ranging from Rs. 89,59,875/- to Rs. 44,79,93,750/- on the repayment dates and in the percentages as mentioned in the amortization schedule as set forth in Schedule V of the Common Loan Agreement executed on 28th September, 2010 and amended time to time.

B Rupee term Loan II


- i Above term Loans are Secured by way of pari-passu first charge on all assets both present and future, excluding the project assets as defined in the Concession Agreement & pledge of 51% shareholding of the promoters.
The land is under lien by way of mortgage to SBICap Trustee Company Limited by way of charge modified dated 30th May 2016.
- ii Rupee Term Loan II carry Interest rate ranging 9.75% to 11% p.a. (Banks are in process of reset of Interest.)
- iii Terms of Repayment : Repayable in 52 unequal consecutive quarterly installments commencing from June 30, 2018 to 31st March 2031 ranging from Rs. 31,60,875/- to Rs. 16,75,26,375/- on the repayment dates and in the percentages as mentioned in the amortization schedule as set forth in Schedule V of the Supplemental Loan Agreement executed on 21st January 2016 and amended time to time.

C Default in repayments of Overdues to Banks :

Interest Overdue within range of 0-90 days - Rs. 1,602.57 Lakhs

D Subordinate Loan

Subordinate Loans carry rate of Interest of 10.75% p.a. and repayable after Senior Debt



Farakka Raiganj Highways Limited
Notes to the financial statements for the year ended 31 March, 2020
(All amounts are in Rs. lakhs, unless stated otherwise)

15 Other financial liabilities

	Particulars	As at March 31, 2020	As at March 31, 2019
15a Non-current			
	Interest accrued but not due - Related Party - HCC Concessions Limited	2,980.66	2,048.23
	Total	2,980.66	2,048.23
15b Current			
	Interest accrued but not due on borrowings	799.52	826.93
	Interest accrued and due on borrowings	1,602.57	1,362.51
	Security Deposit on Rent Payable	1.60	1.60
	Current Maturities of Long term debt (Refer Note 14)	1,465.10	2,973.70
	Retention Payable - Related Party - Hindustan Construction Co. Ltd	1,840.24	1,758.30
	Payables for Capital Expenditure - Related Party - Hindustan Construction Co. Ltd	36,448.73 36,448.73	36,448.73 36,448.73
	Total	42,157.76	43,371.77

16 Provisions

	Particulars	As at March 31, 2020	As at March 31, 2019
Non-current			
	Provision for major maintenance	11,130.47	7,131.35
	Total	11,130.47	7,131.35

Major maintenance

Company has contractual obligation to carry out resurfacing operation in FY 2021, for which provision is created over a period of five years. The provision is discounted to its present value at a discount rate (10.75%) that reflects current market assessments of the time value of money and the risks specific to the liability. On the basis of technical estimates received during the financial year 2016-17, major maintenance cost has been estimated Rs. 143 Crores for the period from FY 2017 (19th October 2016) to FY 2021.

Movement during the financial year is set out below

Particulars	As at March 31, 2020	As at March 31, 2019
Movements in provisions		
Opening Balance	7,131.35	3,810.33
Charged/ (credited) to profit and loss		
Additional Provision during the year	3,232.51	2,911.40
Unwinding of Discount	766.62	409.61
Closing Balance	11,130.47	7,131.35



Farakka Raiganj Highways Limited
Notes to the financial statements for the year ended 31 March, 2020
(All amounts are in Rs. lakhs, unless stated otherwise)

17 Trade payables

Particulars	As at March 31, 2020	As at March 31, 2019
Trade payables (including Retention)		
- Related Party		
HCC Infrastructure Limited	-	0.16
HCC Concessions Limited	-	197.20
HCC Operations & Maintenance Limited	1,543.90	2,087.80
Highbar Technologies Limited	2.41	5.62
Highbar Technocrat Limited	0.50	0.48
Baharampore Farakka Highways Limited	0.95	0.95
- Others	739.67	846.70
- Micro and small enterprises (Refer note below)	1.21	1.05
Total	2,288.64	3,139.96

Outstanding dues to Micro and Small Enterprises:


The Company has amount due to suppliers under the Micro, Small and Medium Enterprises Development Act, 2006, (MSMED Act) as at 31 March, 2020. The disclosure pursuant to the said Act is as under:

(i) Principal amount remaining unpaid to any supplier as at the end of the accounting year	0.90	0.90
(ii) Interest due thereon remaining unpaid to any supplier as at the end of the accounting year	0.15	-
(iii) The amount of interest due and payable for the year	0.16	0.15
(iv) The amount of interest accrued and remaining unpaid at the end of the accounting year	0.31	0.15
(v) The amount of further interest due and payable even in the succeeding year, until such date when the interest dues as above are actually paid		-

The figures for the year ending 31 March 2020 have been determined to the extent such parties have been identified on the basis of information collected by the Management. This has been relied upon by the auditors.

18 Other liabilities

Particulars	As at March 31, 2020	As at March 31, 2019
Current		
Statutory Dues	230.13	30.61
Total	230.13	30.61



Farakka Raiganj Highways Limited
Notes to the financial statements for the year ended 31 March, 2020
 (All amounts are in Rs. lakhs, unless stated otherwise)

19 Revenue from Operations

Particulars	Year ended March 31, 2020	Year ended March 31, 2019
Operating Income		
(i) Toll Income	16,713.55	10,682.90
(ii) Construction Revenue	6,921.30	5,040.06
Total	23,634.85	15,722.96

20 Other income

Particulars	Year ended March 31, 2020	Year ended March 31, 2019
Interest income	-	23.42
Rent Income	2.71	2.03
Excess Provision Written Back	10.34	5.64
Interest on IT Refund	0.94	6.80
Interest on Electricity Deposit	1.64	1.64
Insurance Claim Received	82.67	25.69
Total	98.30	65.22

21 Cost of construction

Particulars	Year ended March 31, 2020	Year ended March 31, 2019
Construction Cost - Project	4,083.26	4,567.54
Construction Cost - Utility Shifting Works & Change of Scope	2,838.04	472.52
Total	6,921.30	5,040.06

22 Finance costs

Particulars	Year ended March 31, 2020	Year ended March 31, 2019
Interest expense on Term Loans (Refer note below)	7,782.49	7,738.07
Interest on Subordinate Debt (Refer note below)	525.12	465.73
Interest expenses on unwinding up of MMR	766.62	409.61
Amortisation of Corporate guarantee	49.38	49.28
Other Finance Cost	23.83	2.73
Total	9,147.44	8,665.42

Note :

Due to suspension of active development of the qualifying Assets , the company has not capitalised the borrowing cost under Intangible Assets under Development from 25.03.2020 to 31.03.2020

23 Depreciation and amortization expense

Particulars	Note	Year ended March 31, 2020	Year ended March 31, 2019
Depreciation on Property, Plant and Equipment	3	14.53	18.67
Amortization on Intangible assets	5	5,116.64	5,102.66
Total		5,131.17	5,121.33



Farakka Raiganj Highways Limited
Notes to the financial statements for the year ended 31 March, 2020
(All amounts are in Rs. lakhs, unless stated otherwise)

24 Other expenses

Particulars	Year ended March 31, 2020	Year ended March 31, 2019
Power, fuel and Electricity	120.46	136.22
Operation, Repairs & Maintenance	3,252.02	2,729.10
Major Maintenance (Refer Note 16)	3,232.51	2,911.40
SPV Management fees	-	212.40
Insurance	184.33	159.95
Rates and Taxes	30.90	58.92
Travelling	25.93	19.64
Director Sitting Fees	2.83	2.95
Printing & Stationery	0.13	0.05
Legal, Professional and Consultancy Charges (Refer Foot Note)	243.70	201.86
Miscellaneous Expenses	20.19	15.89
Total	7,113.00	6,448.39


Foot Note

Particulars	Year ended March 31, 2020	Year ended March 31, 2019
Legal, Professional and Consultancy Charges include:		
Auditors' remuneration and expenses (Including Tax)		
Statutory Audit fees	2.66	2.66
Tax audit fees	0.59	0.59
Others	4.22	4.96
Total	7.47	8.21

25 Earnings per share (EPS)

Particulars	Year ended March 31, 2020	Year ended March 31, 2019
The following reflects the profit and share data used in the basic computations:		
Net profit/ (loss) for calculation of basic EPS	(4,579.76)	(9,487.02)
Weighted Number of equity shares in calculating basic EPS (Nos. in Lakhs)	2,502.21	796.22
Basic & Diluted EPS	(1.83)	(11.92)

The effects of anti-dilutive potential ordinary shares are ignored in calculating diluted EPS.



Farakka Raiganj Highways Limited
Notes to the financial statements for the year ended 31 March, 2020
(All amounts are in Rs. lakhs, unless stated otherwise)

26 Fair Value Hierarchy and Financial Risk Management Note

i Financial Instruments

A Financial instruments by category

The carrying value and fair value of financial instruments by categories as at 31 March 2020 were as follows:

Rs. in Lakhs					
Particulars	Amortised cost	Financial assets/ liabilities at fair value through profit or loss		Total carrying value	Total fair value
		Designated upon initial recognition	Recurring		
Assets:					
Trade receivables	266.34	-	-	266.34	-
Cash and cash equivalents	838.94	-	-	838.94	-
Corporate Guarantee	526.30	-	-	526.30	526.30
Others financial assets	1,701.61	-	-	1,701.61	-
Liabilities:					
Borrowings	96,769.68	-	-	96,769.68	96,769.68
Trade payables	2,288.64	-	-	2,288.64	-
Interest Accrued but not Due	2,980.66	-	-	2,980.66	-
Retention Payable	1,840.24	-	-	1,840.24	-
Other financial liabilities	40,317.52	-	-	40,317.52	-

The carrying value and fair value of financial instruments by categories as at 31 March 2019 were as follows:

The carrying value and fair value of financial instruments by categories as at 31 March 2019 were as follows.					Rs. in Lakhs
Particulars	Amortised cost	Financial assets/ liabilities at fair value through profit or loss		Total carrying value	Total fair value
		Designated upon initial recognition	Recurring		
Assets:					
Trade receivables	890.00	-	-	890.00	-
Cash and cash equivalents	146.04	-	-	146.04	-
Corporate Guarantee	574.63	-	-	574.63	574.63
Others financial assets	1,287.66	-	-	1,287.66	-
Liabilities:					
Borrowings	97,240.44	-	-	97,240.44	97,240.44
Trade payables	3,139.96	-	-	3,139.96	-
Interest Accrued but not Due	2,048.23	-	-	2,048.23	-
Retention Payable	1,758.30	-	-	1,758.30	-
Other financial liabilities	41,613.47	-	-	41,613.47	-

B Fair value hierarchy

Level 1 - Quoted prices (unadjusted) in active markets for identical assets or liabilities

Level 2 - Inputs other than quoted prices included within Level 1 that are observable for the asset or liability, either directly (i.e. as prices) or indirectly (i.e. derived from prices)

Level 3 - Inputs for the assets or liabilities that are not based on observable market data (unobservable inputs)

The following table presents fair value hierarchy of assets and liabilities measured at fair value on a recurring basis as of :

Particulars	31 March 2020		31 March 2019		Rs. in Lakhs
	Level 1	Level 3	Level 1	Level 3	
Other Assets	-	526.30	-	-	574.63
Other Liabilities	-	96,769.68	-	-	97,240.44

ii Financial risk management

The companies activities exposes it to market risk, liquidity risk and credit risk.

This note explains the source of risk which the entity is exposed to and how the entity is manage the risk.

Risk	Exposure arising from	Management
Credit risk	Cash and cash equivalents, financial assets measured at amortised cost.	Diversification of bank deposits and credit limits
Market risk — interest rate	Longterm borrowings at Fixed rate	Actively managed
Liquidity risk	Trade Payables, borrowings and other liabilities	Availability of committed credit lines and borrowing facilities

The Company's risk management is carried out by a project finance team and treasury team group under policies approved by board of directors. Company treasury identifies, evaluates and hedges financial risk in close co-operation with the group's operating units. The Management of the Company provides principles for overall risk management, as well as policies covering specific areas, such as , interest rate risk, and credit risk and investments of excess liquidity.



Farakka Raiganj Highways Limited
Notes to the financial statements for the year ended 31 March, 2020
(All amounts are in Rs. lakhs, unless stated otherwise)

(a) Credit Risk

The company engaged in infrastructure development and construction business under BOT. Credit risk is the risk that counterparty will not meet its obligations leading to a financial loss. Financial assets that are potentially subject to concentrations of credit risk and failures by counter-parties to discharge their obligations in full or in a timely manner consist principally of cash, cash equivalents and trade and other accounts receivable. Credit risk on cash balances with Bank are limited because the counterparties are entities with acceptable credit ratings.

(b) Market Risk - Interest rate risk

The exposure of the Company's borrowing is linked to Bank base rate plus fixed spread, base rate are subject to change in market condition to interest rate changes at the end of the reporting period are as follows:

Particulars	As at March 31, 2020	As at March 31, 2019
Floating Rate borrowings	98,234.78	1,00,214.13
Total borrowings	98,234.78	1,00,214.13

Sensitivity analysis

Profit or loss is sensitive to higher/lower interest income from borrowings as a result of changes in interest rates.

Impact on Profit after Tax	As at March 31, 2020	As at March 31, 2019
Interest rates - increase by 0.50 basis points	(496.12)	(500.91)
Interest rates - decrease by 0.50 basis points	496.12	500.91

(b) Liquidity Risk

Prudent liquidity risk management implies maintaining sufficient cash and marketable securities and the availability of funding through an adequate amount of committed credit facilities to meet obligations when due and to close out market positions. The Company treasury maintains flexibility in funding by maintaining availability under committed credit lines.

Management monitors rolling forecasts of the company's liquidity position (comprising the undrawn borrowing facilities below) and cash and cash equivalents on the basis of expected cash flows.

Maturities of financial liabilities

The tables below analyse the Company's financial liabilities into relevant maturity groupings based on their contractual maturities for:

As At March-2020

	Less than 1 year	1 to 2 Years	2 to 5 Years	Over 5 Years	Total
Non-derivatives					
Secured Borrowings	1,465.10	1,222.53	20,068.17	68,147.75	90,903.55
Unsecured Borrowings	-	-	-	7,331.23	7,331.23
Other Financial liabilities	-	-	-	2,980.66	2,980.66
Trade and other payables	42,981.30	-	-	-	42,981.30
Total non-derivatives	44,446.40	1,222.53	20,068.17	78,459.64	1,44,196.74
Derivatives (N.A)					
	44,446.40	1,222.53	20,068.17	78,459.64	1,44,196.74

As At March-2019

	Less than 1 year	1 to 2 Years	2 to 5 Years	Over 5 Years	Total
Non-derivatives					
Secured Borrowings	2,973.70	2,086.67	20,068.17	68,124.37	93,252.90
Unsecured Borrowings	-	-	-	6,961.23	6,961.23
Other Financial liabilities	-	-	-	2,048.23	2,048.23
Trade and other payables	43,538.03	-	-	-	43,538.03
Total non-derivatives	46,511.73	2,086.67	20,068.17	77,133.83	1,45,800.40
Derivatives (N.A)					
	46,511.73	2,086.67	20,068.17	77,133.83	1,45,800.40

27 Net Debt Reconciliation

Particulars	As at March 31, 2020	As at March 31, 2019
Cash and Cash Equivalents	838.94	146.04
Non Current Borrowings (including Current Maturities)	(98,234.78)	(1,00,214.13)
Interest Payable	(5,382.75)	(4,237.67)
Net Debt	(1,02,778.59)	(1,04,305.76)

Particulars	Cash and Cash Equivalents	Non Current Borrowings (including Current Maturities)	Interest Payable	Total
Net Debt as at 1st April 2019	146.04	(1,00,214.13)	(4,237.67)	(1,04,305.76)
Cash Flows	692.89	2,002.73	-	2,695.62
Interest Cost on Long Term Loans	-	-	(9,951.42)	(9,951.42)
Interest on Sub Debt	-	-	(1,036.03)	(1,036.03)
Interest Paid	-	-	9,819.00	9,819.00
Other Non Cash Movements (Fair Value Adjustments)	-	(23.38)	23.38	-
Net Debt as at 31 March 2020	838.94	(98,234.78)	(5,382.75)	(1,02,778.59)



Farakka Raiganj Highways Limited
Notes to the financial statements for the year ended 31 March, 2020
(All amounts are in Rs. lakhs, unless stated otherwise)

28 Related party transactions

A Name of Related Party with which the Company has transactions during the year and Nature of Relationship	
Holding Company	HCC Concessions Ltd.
Holding Company's Holding Company	HCC Infrastructure Company Limited
Ultimate Holding Company	Hindustan Construction Company Limited
Fellow Subsidiary	HCC Operations & Maintenance Limited
Fellow Subsidiary	Highbar Technologies Limited
Fellow Subsidiary	Highbar Technocrat Limited

Key Managerial Personnel

Manish Khanna	Independent Director
Chandras Zaveri	Independent Director
Ganesh Mani	Chief Financial Officer
Rahul Shukla	Manager
Smita Ashish Kelkar	Company Secretary

B Related Party Transactions for the year ended 31 March 2020


Particulars	FY 19-20	FY 18-19
Transaction During the year		
Statement of Profit/Loss		
<u>SPV Management Fees</u>		
HCC Concessions Limited	-	212.40
<u>Other Charges & Reimbursement of Expenses</u>		
HCC Operations & Maintenance Limited	5.52	6.86
<u>Expenses Paid on our behalf</u>		
HCC Operations & Maintenance Limited	11.90	32.00
HCC Concessions Limited	6.04	0.27
<u>Subordinate Debt taken</u>		
HCC Concessions Limited	370.00	1,030.23
<u>Interest on Subordinate Debt</u>		
HCC Concessions Limited	525.12	465.73
<u>Operations & Maintenance</u>		
HCC Operations & Maintenance Limited	2,673.65	2,522.99
<u>I.T. Services</u>		
Highbar Technologies Limited	5.76	6.15
Highbar Technocrat Limited	0.64	0.53
<u>Ammortisation of Corporate Guarantee</u>		
HCC Concessions Limited	49.38	49.28
<u>Construction Cost - Utility Shifting & Change of Scope</u>		
Hindustan Construction Company Ltd	2,512.45	472.52
<u>Movement In Intangible Assets</u>		
<u>Interest on Subordinate Debt</u>		
HCC Concessions Limited	510.90	364.25
<u>EPC Cost including Material Supply</u>		
Hindustan Construction Company Ltd	1,388.75	2,018.36



Farakka Raiganj Highways Limited
Notes to the financial statements for the year ended 31 March, 2020
(All amounts are in Rs. lakhs, unless stated otherwise)

28 Related party transactions

Particulars	FY 19-20	FY 18-19
<u>Director Sitting Fees (Excluding Tax)</u>		
Manish Khanna	1.42	1.06
Chandrabhas Zaveri	1.42	1.89
Balances Outstanding at the end of the year		
<u>Trade Payables</u>		
HCC Concessions Limited	-	197.20
HCC Operations & Maintenance Limited	1,543.90	2,087.80
HCC Infrastructure Company Limited	-	0.16
Highbar Technocrat Limited	0.50	0.48
Highbar Technologies Limited	2.41	5.62
Baharampore Highways Limited	0.95	0.95
<u>Claims Outstanding</u>		
Hindustan Construction Company Ltd	36,448.73	36,448.73
<u>Mobilisation Advance including Additional Advance</u>		
Hindustan Construction Company Ltd	258.31	325.34
<u>Other Advances</u>		
Hindustan Construction Company Ltd	696.28	1,025.94
HCC Concessions Limited	32.79	-
<u>Retention Payable</u>		
Hindustan Construction Company Ltd	1,840.24	1,758.30
<u>Interest Accrued but not due</u>		
HCC Concessions Limited	2,980.66	2,048.23
<u>Subordinate Debt</u>		
HCC Concessions Limited	7,331.23	6,961.23
<u>Financial Guarantee Asset</u>		
HCC Concessions Limited	547.22	596.60
<u>Contribution in Share Capital till date</u>		
<u>Equity</u>		
HCC Concessions Limited	25,022.10	25,022.09
Hindustan Construction Company Ltd	-	0.01
<u>Other Equity</u>		
<u>Capital Contribution (Corporate Guarantee)</u>		
HCC Concessions Limited	756.41	756.41
<u>Contingent Liabilities as at the end of the year</u>		
<u>Corporate Guarantee given on our behalf</u>		
HCC Concessions Limited	25,287.00	25,287.00
<u>Corporate Guarantee given against Performance Security</u>		
Hindustan Construction Company Ltd	13,860.00	13,860.00
<u>Claim - Contingent Liability - Negative Change of Scope</u>		
Hindustan Construction Company Ltd	2,060.00	2,060.00
<u>Claim - Contingent Liability - GST</u>		
Hindustan Construction Company Ltd	503.38	412.81
<u>Claim - Contingent Liability</u>		
Hindustan Construction Company Ltd	1,08,771.33	71,101.62



29 Employee benefits

The Company has no employees on its payroll during the year and therefore, there is no reportable information under Ind AS-19.

30 Segment reporting

The Company being engaged in design, operation development and maintenance of Road on Build, Operate and Transfer (BOT) basis, does not have more than one reportable segments. Further, the Company is carrying its business in only one geographical segment.

31 Contingent liabilities

Particulars	As at March 31, 2020	As at March 31, 2019
Contingent liability		
Sales Tax demand (VAT) raised by Joint Commissioner of Sales Tax - West Bengal against which Company has preferred appeal. (FY 2014-2015)	-	15.83
Entry Tax demand (VAT) - raised by Sales Tax Officer - West Bengal against which Company has preferred appeal. (FY 2015-2016)	11.81	11.81
Entry Tax demand (VAT) - raised by Sales Tax Officer - West Bengal. (FY 2016-2017)	2.14	-
Sales Tax demand (VAT) - raised by Sales Tax Officer - West Bengal. (FY 2016-2017)	-	-
Claims against the Company not acknowledged as debt :-		
i Company has received claims from EPC Contractor i.e. Hindustan Construction Company. The same shall be paid upon receipt from the authority and subject to Board approval	1,08,771.33	71,101.62
ii Company has received claims from EPC Contractor i.e. Hindustan Construction Company claiming GST which the company has claimed to authority under "Change in Law". The same shall be paid upon receipt from the authority.	503.38	412.81
iii Claims received from NHAI on account of maintenance obligation of existing road of Makda Town Portion. Matter is under Arbitration. (Amount recovered from Grant)	377.50	377.50
iv Company has received letter from National Highways Authority of India (NHAI) in relation to Negative Change of Scope for Stage Construction. Arbitration has already commenced and is in progress. If any claims arises, the same shall be recoverable from the EPC Contractor i.e. Hindustan Construction Company Ltd.	2,060.00	2,060.00
v Company has received notice from National Highways Authority of India (NHAI) under Change in law, to refund revenue against the collection of Toll on overloaded vehicles. The company has refuted the claim. NHAI vide letter dated 25.03.2019 submitted total claim under Change in Law for toll revenue collected by company from overloaded vehicles for FY 16-17, FY 17-18 and FY 18-19. The Concessionaire has issued Notice of dispute.	11,858.00	9,583.73
vi Independent Engineer has recommended Negative Change of scope due to Change in Finished Road Level. The matter is under Arbitration	1,765.00	1,765.00
vii Independent Engineer has recommended Negative Change of scope of Mahananda Bridge. The matter is under Arbitration	1,744.00	1,744.00
viii Independent Engineer has recommended Negative Change of scope for Kallachawk bypass. The matter is under Arbitration	936.00	936.00
ix Company has received Claim from HCC Operation and Maintenance Limited (HOML) due to increase in minimum wages under "Change in Law" for FY 18 & FY 19. The same shall be paid upon receipt from the authority	318.00	164.00
Commitment		
i Capital Commitment		
Estimated amount of contracts remaining to be executed on capital account not provided for (Net of Advance)	4,719.26	5,034.11
ii Other Commitment		
Professional Fees on Services	175.00	175.00

32 The Company has filed compensation claim of Rs 515 cr on National Highway Authority of India (NHAI) towards reduction of Farakka Barrage from its scope, based on the net loss in value to Company due to reduction of the scope. The matter is under conciliation.

33 Directors Remuneration

The Directors have been paid sitting fees for the Board and Committee meetings attended by them.


34 In January 2020, the World Health Organization has declared the outbreak of a novel coronavirus (COVID-19) as a "Public Health Emergency of International Concern", which continues to spread throughout the world and has adversely impacted global commercial activity and contributed to significant declines and volatility in financial markets. The coronavirus outbreak and government responses are creating disruption in global supply chains and adversely impacting many industries. The outbreak could have a continued material adverse impact on economic and market conditions and trigger a period of global economic slowdown. The rapid development and fluidity of this situation precludes any prediction as to the ultimate material adverse impact of the coronavirus outbreak. The impact of COVID-19 on the business operations of the Company, including the duration, cannot be reasonably ascertained at this point in time, the management does not anticipate any material adverse impact on the business, results of operations, financial position and cash flows.

35 Previous years figures

Previous years figures have been regrouped/reclassified/recasted wherever necessary.

As per our report of even date attached
For Gianender & Associates
Chartered Accountants
Firm Registration No. 004661N

G.K. Agrawal
Partner
Membership No. 081603



For and on behalf of the Board of Directors

Arun Dhawan
Director
DIN No. : 0177679

Ravindra Singh
Director
DIN No. : 02992019

Sridevi Iyengar
Director
DIN No. : 06981630

Ganesh Mani
Chief Financial Officer

Rahul Shukla
Manager

Smita Ashish Kelkar
Company Secretary

Place: Mumbai
Date: 19.06.2020

