



# Hindustan Construction Co Ltd

Investor/Analyst Presentation

Q2 FY25

# Nation building since 1926

**4,036**  
lane km of highways



**395**  
kms of tunneling

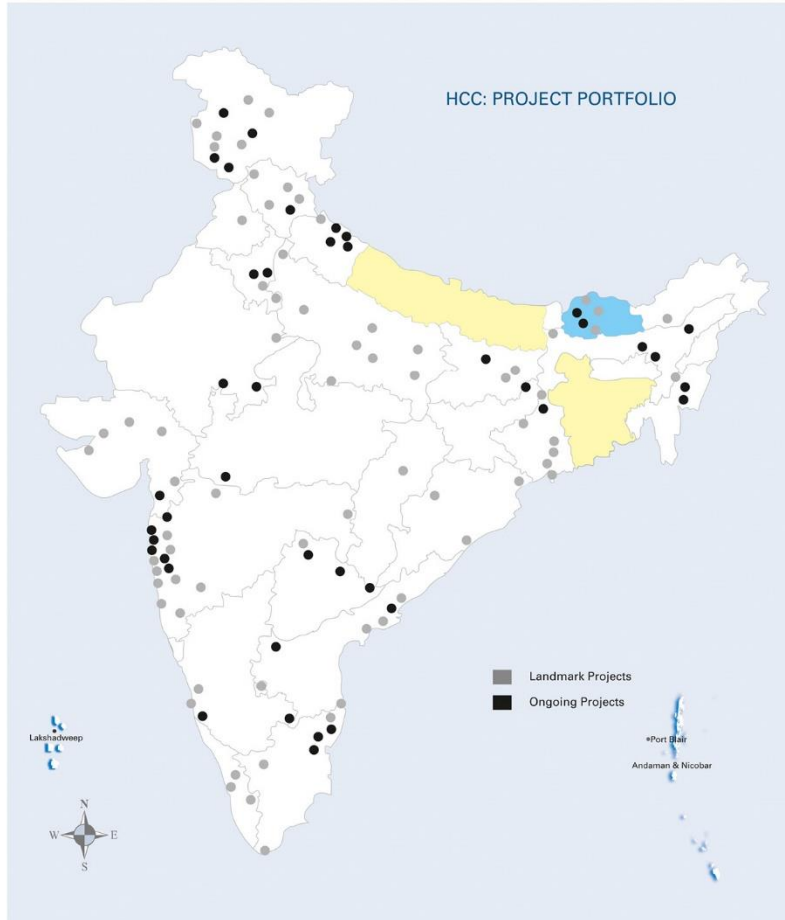


**60%**  
of India's installed  
nuclear power  
capacity



**26%**  
of India's installed  
hydro power  
capacity

# National footprint



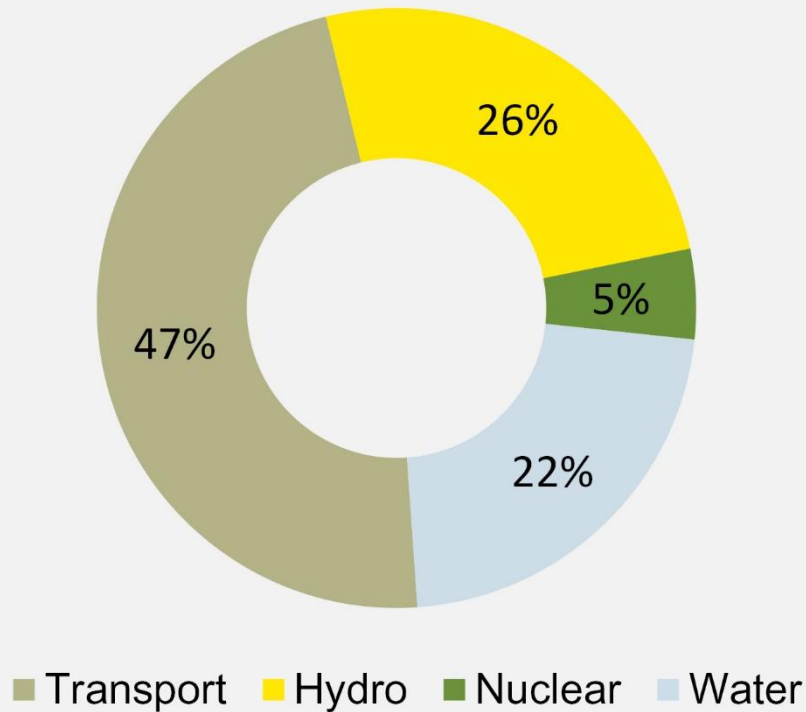
## Current Project Portfolio

State	No
Assam	1
Bihar	1
Delhi	1
Gujarat	1
Jammu & Kashmir	4
Karnataka	1
Madhya Pradesh	1
Maharashtra	4
Manipur	3
Mizoram	1
Rajasthan	2
Tamil Nadu	4
Uttarakhand	4
Bhutan	2
<b>Total</b>	<b>30</b>

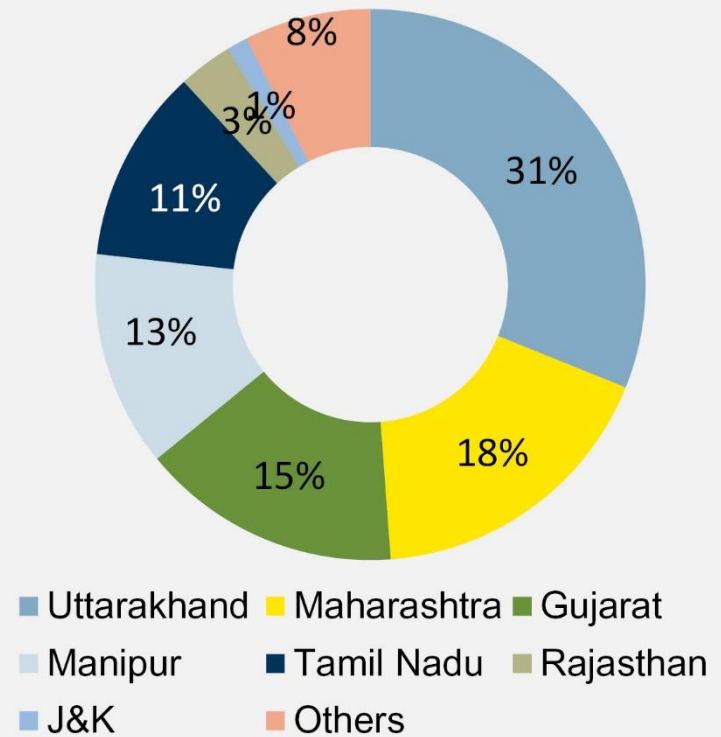
# Well diversified orderbook

Order Backlog: ₹9,773 Cr

Order Backlog Business Line wise %



Order Backlog Geographic %



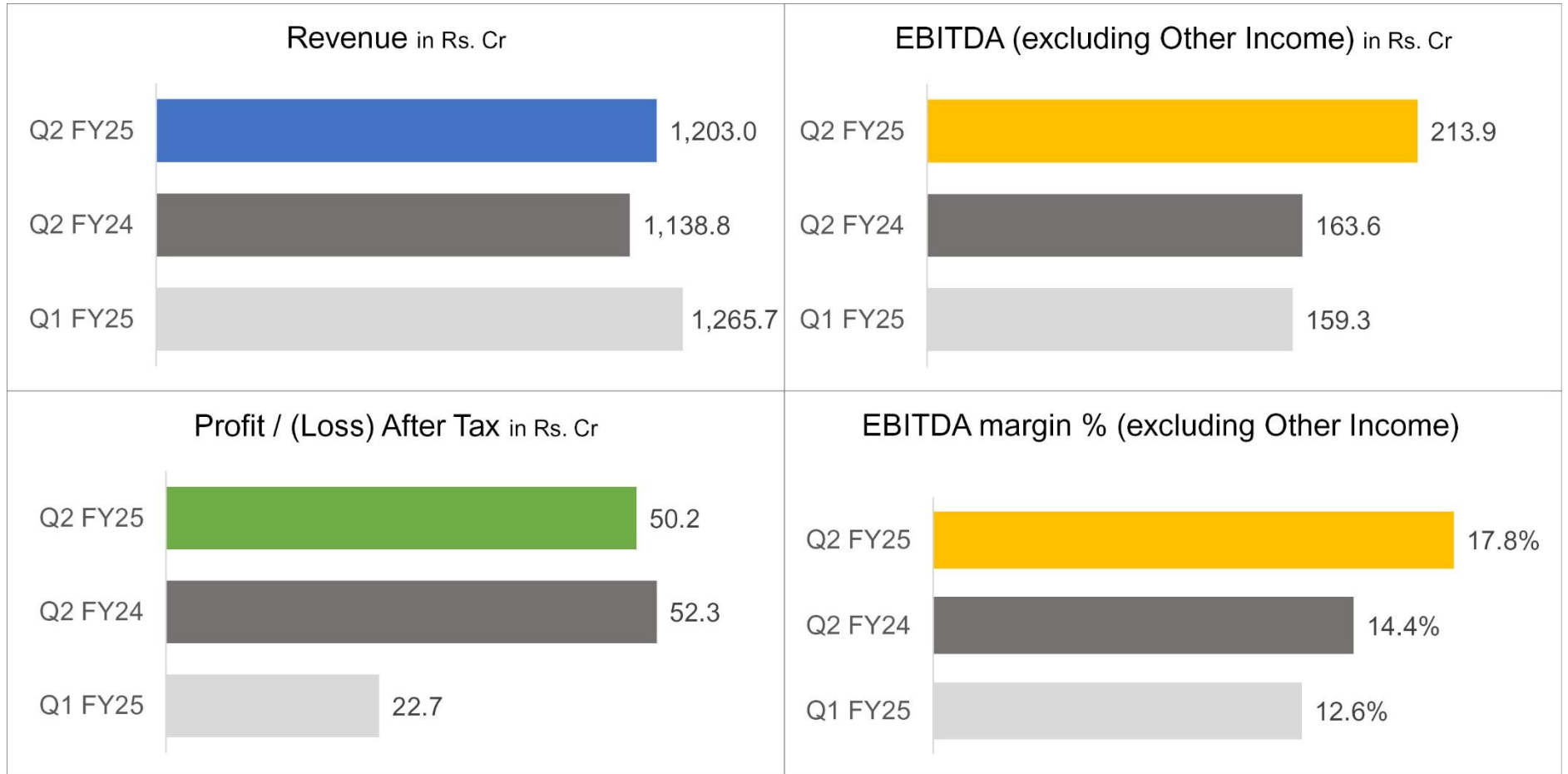
Above excludes Rs. 1,032 cr Agardanda Bridge LoA received in Oct'24

## Key performance highlights: Q2 FY25

- Standalone E&C turnover of ₹1,203 Cr in Q2 FY25 versus ₹1,138.8 Cr in Q2 FY24
- Standalone Net Profit of ₹50.2 Cr in Q2 FY25 versus ₹52.4 Cr in Q2 FY24
- EBITDA margin: 17.8% in Q2 FY25 compared to 14.4% in Q2 FY24
- Consolidated revenue at ₹1,406.9 Cr in Q2 FY25 versus ₹1,832.6 Cr in Q2 FY24
- Consolidated net profit at ₹64 Cr in Q2 FY25 versus net profit ₹6.4 Cr in Q2 FY24
- Project taking over certificate received for DMRC DC06 project
- South bound arm of Mumbai Coastal Road Project inaugurated on 12<sup>th</sup> September 2024
- Awarded the Agardanda Creek Bridge contract worth ₹1,032 Cr in October 2024
- L1 in projects worth ₹3,860 Cr and work is well underway on a future bid pipeline of ₹46,000 Cr
- Lender consortium in-principle agreement to limit HCC Corporate Guarantee on debt of Prolific Resolution Pvt. Ltd. from 100% to 20%, in conjunction with HCC QIP and growth plan. Lender board/committee approvals underway. PRPL (49% owned by HCC) has awards and claims assets worth 5,750 Cr and debt of ~Rs.3,700 Cr.
- Sanctions received to prepay Rs. 307 Cr OCDs with 234 Cr award monies via court BGs, which would entail reduction of annual interest by ~35 Cr

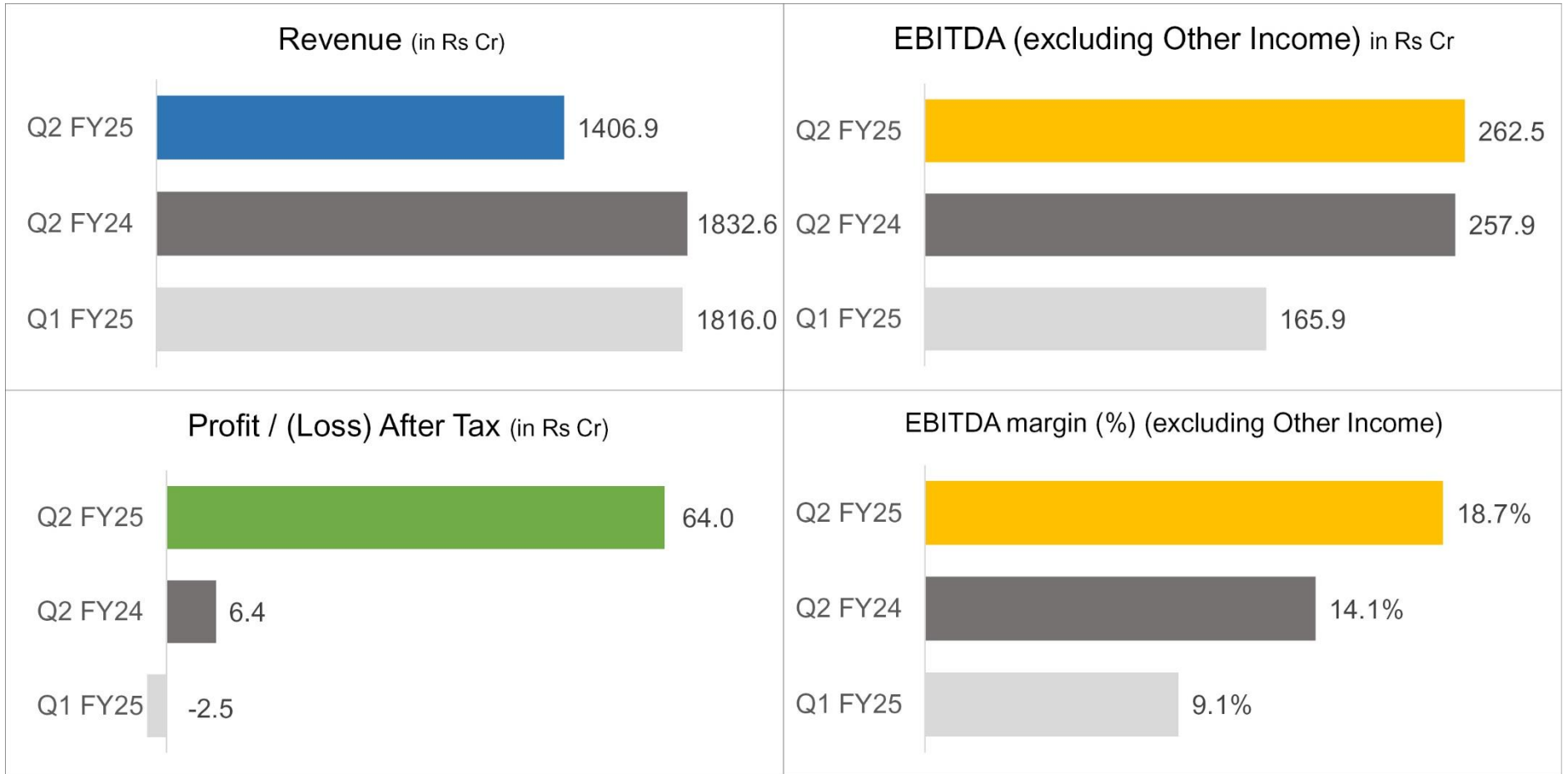
# Consistent Performance (q-o-q)

## HCC Standalone Financials



# Consistent Performance (y-o-y)

## HCC Consolidated Financials



# Operations Update

## Mumbai Coastal Road Project




Main Bridge Segment Launching works



# Operations Update

## Delhi Metro DC06



Project Taking certificate received on 17 Oct'24

# Operations Update

## Mumbai Metro Line 3

CST Station



Kalbadevi: Platform Cladding



Girgaon Station




Grant Road Station



# Operations Update


## Tehri Pumped Storage Plant



India's first variable speed PSP - Unit 5 Machine Spinning done on 4 Aug'24.

# Operations Update

## Vishnugad Pipalkoti Hydropower Project



HRT by TBM : 3.5 KM of Tunneling completed out of 12.1 KM by TBM.  
Highest TBM mining of 509 m achieved in Sept'24.

# Standalone Financials: Q2 FY25

Results are in accordance with the Indian Accounting Standards (Ind AS) notified by the Ministry of Corporate Affairs

Particular	Q2 FY25 ₹ Cr	Q2 FY24 ₹ Cr	y-o-y %	Q4 FY24 ₹ Cr
Income from Operations	1,203.0	1,138.8	5.64%	1,265.7
Other Income	22.9	42.3	-45.82%	20.7
<b>Total Income</b>	<b>1,225.9</b>	<b>1,181.1</b>	<b>3.79%</b>	<b>1,286.4</b>
Construction Cost(incl. material)/ Other Exp.	909.2	895.7	1.50%	1,023.2
Employees Cost	79.9	79.5	0.50%	83.2
<b>EBITDA (excluding Other Income)</b>	<b>213.9</b>	<b>163.6</b>	<b>30.78%</b>	<b>159.3</b>
<b>EBITDA margin (%) (excluding Other Income)</b>	<b>17.78%</b>	<b>14.36%</b>	<b>23.80%</b>	<b>12.59%</b>
Finance Cost	134.1	134.1	0.05%	125.3
Depreciation	16.5	18.6	-11.20%	16.2
Exceptional items - Gain / (Loss)	-	-	-	-
<b>Profit / (Loss ) Before Tax and Exceptional Items</b>	<b>86.2</b>	<b>53.2</b>	<b>61.88%</b>	<b>38.5</b>
<b>Profit / (Loss ) Before Tax after Exceptional Items</b>	<b>86.2</b>	<b>53.2</b>	<b>61.88%</b>	<b>38.5</b>
Tax expense	36.0	0.9		15.8
<b>Profit / (Loss) After Tax</b>	<b>50.2</b>	<b>52.3</b>	<b>-4.11%</b>	<b>22.7</b>
Other comprehensive income / (loss)	(6.5)	7.2		12.2
<b>Total Comprehensive Income (after Tax)</b>	<b>43.7</b>	<b>59.5</b>	<b>-26.60%</b>	<b>35.0</b>

# Consolidated Financials: Q2 FY25

Results are in accordance with the Indian Accounting Standards (Ind AS) notified by the Ministry of Corporate Affairs

Particular	Q2 FY25 ₹ Cr	Q2 FY24 ₹ Cr	y-o-y %	Q4 FY24 ₹ Cr
Income from Operations	1,406.9	1,832.6	-23.2%	1,816.0
Other Income	25.5	38.2	-33.2%	19.7
<b>Total Income</b>	<b>1,432.4</b>	<b>1,870.8</b>	<b>-23.4%</b>	<b>1,835.7</b>
Construction Cost(incl. material)/ Other Exp.	1,024.6	1,424.9	-28.1%	1,518.1
Employees Cost	140.0	153.9	-9.0%	145.4
<b>EBITDA (excluding Other Income)</b>	<b>242.4</b>	<b>253.8</b>	<b>-4.5%</b>	<b>152.5</b>
<b>EBITDA margin (%) (excluding Other Income)</b>	<b>17.23%</b>	<b>13.85%</b>	<b>24.4%</b>	<b>8.40%</b>
Finance Cost	159.2	256.1	-37.8%	146.0
Depreciation	26.4	27.8	-5.1%	25.8
Exceptional items - Gain / (Loss)	-	1.5		-
<b>Profit / (Loss ) Before Tax and Exceptional Items</b>	<b>102.4</b>	<b>12.2</b>		<b>13.8</b>
<b>Profit / (Loss ) Before Tax after Exceptional Items</b>	<b>102.4</b>	<b>13.8</b>		<b>13.8</b>
Tax expense	38.5	7.4		16.3
<b>Profit / (Loss) After Tax</b>	<b>63.9</b>	<b>6.4</b>		<b>(2.5)</b>
<b>Profit/ (Loss) from discontinued operations (after tax)</b>	<b>-</b>	<b>(9.2)</b>		<b>-</b>
Other comprehensive income / (loss)	15.5	(8.8)		18.1
<b>Total Comprehensive Income (after Tax)</b>	<b>79.5</b>	<b>(11.6)</b>		<b>15.7</b>

# Steiner AG: Q2 FY25 Highlights

The Company secured fresh orders worth CHF 13.1 million (₹128 crore)

## Key financials

As per IGAAP	Q2 FY25	
	CHF Million	₹ Cr
Turnover*	20.2	201.1
PBT	1.5	14.5



**HCC**



## Disclaimer

---

This presentation contains certain forward looking statements concerning future business prospects and profitability of HCC, which are subject to a number of risks and uncertainties and actual results could materially differ from those in such forward looking statements, important developments that could affect the company's operations include a downtrend in the infrastructure sector, significant changes in political and economic environment in India, tax laws, labour relations, litigation etc. The company does not undertake to make any announcement in case any of these forward looking statements become materially incorrect in future or update any forward looking statements made from time to time by or on behalf of the company.