



HCC

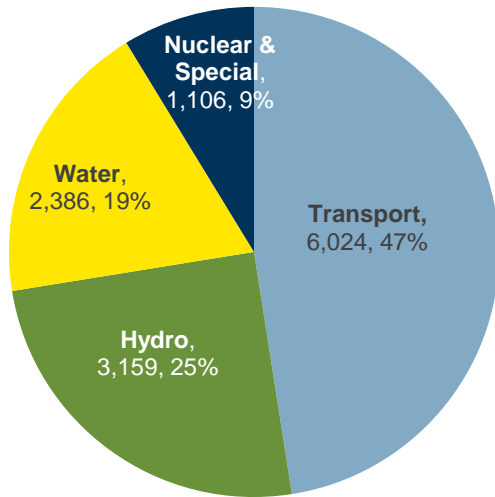
Hindustan Construction Co Ltd

Investor / Analyst Presentation

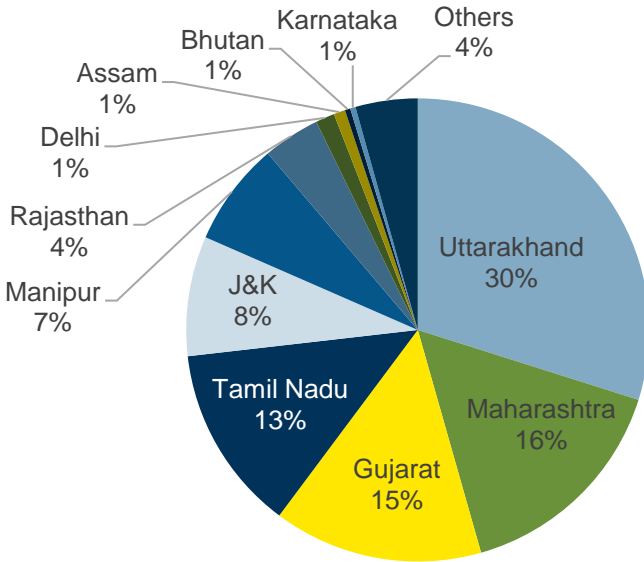
Q3 FY23

Order Backlog Q3 FY23 – ₹12,675 Cr

Business line wise break-up



Geographical break-up



Balanced portfolio having geographical spread across the country

Key Highlights: Q3 FY23

1. Consolidated Group revenue at ₹2,034.8 Cr in Q3 FY23 vs ₹2,580.1 Cr in Q3 FY22
2. Consolidated Loss of ₹258.4 Cr in Q3 FY23 vs Profit of ₹70.9 Cr in Q3 FY22
3. Standalone E&C Turnover: ₹1,155.5 Cr in Q3 FY23 vs. ₹1,155.2 Cr in Q3 FY22
4. EBITDA margin (excluding Other Income): 15% in Q3 FY23 vs. 25% in Q3 FY22
5. Standalone Profit of ₹25.2 Cr in Q3 FY23 compared to Profit of ₹27.8 Cr in Q3 FY22
6. Strong operational performance and earnings during the quarter due to improved operational efficiencies through a leaner and efficient organizational structure
7. BFHL completion and stake sale process on track
8. Strong support for Infrastructure in Union Budget
 - a. Capital outlay increased by 33% to ₹10 Lakh Cr
 - b. Vivad se Vishwas II: Easier and Standardized settlement scheme for Arbitration Awards challenged in courts

New Business

Bids Submitted & Under Evaluation:

- HCC has bids worth estimated ₹9,457 Cr (HCC Share) under evaluation
 - One L1 Bid of ₹3,681 Cr for Mumbai Ahmedabad High Speed Rail Pkg C1 in JV (HCC Share ₹1288 cr)

Business Development Strategy :

- Focus on high value jobs in hydro and urban infra space.
- Consolidate Order Booking in existing geographies.
- Strategic Collaborations to mitigate risks & improve winnability

Operations Update: Anji Khad Bridge



36 out of 47 segments launched.

Operations Update: DMRC DC06



Tunnel Breakthrough-Upline



Station Roof slab in progress

Station works, Cut & Cover are progressing well

Operations Update: Imphal Road



DBM works @ 87+960



BC works @ 8+600

Operations Update: Imphal Road

Slope Protection works



Operations Update: Tehri PSP(4x250 MW)



Tail Race Tunnel Reinforcement work



Machine Hall Unit-5 Rotor Lowering

Operations Update: Tehri PSP(4x250 MW)


TRT Outlet



Operations Update: Vishnugad Pipalkoti HEP(4x111MW)



TBM Adit @ RD 238



Machine Hall Benching in Progress

Operations Update: Vishnugad Pipalkoti HEP(4x111MW)



TBM Cutter Head



TBM Cradle Concrete

Operations Update: Nikachhu HEP(2x59 MW)



Dam works completed




HRT Excavation completed

Operations Update – Railway Tunnel T49A



Main Tunnel



Sumbar station yard

Operations Update – Sawalkote Tunnel



Tunnel Overt lining



**Gantry Erection
at Curvature Portion**

Operations Update – RAPP-7&8



Unit-8 Outer Containment Dome - Aerated tiles work for heat insulation in progress

Operations Update - Mumbai Metro

CST Station



Girgaon Station



Grant Road Station



Kalbadevi Station



Operations Update - Mumbai Coastal Road



Seawall - 2.1 Km completed out of 2.6 Km

Operations Update - Mumbai Coastal Road



Arm 2 - Segment Erection



Arm 3 - Marine Piling

- 1. Fishermen issue for requirement of navigation span of 120 m was resolved.**
- 2. Detailed Design Consultant finalized to carry out the Designs for 120 m Span.**
- 3. Marine Piling works are in progress in Arm-1,2 & 3.**

Consolidated Financials: Q3 FY23 (y-o-y & q-o-q)

Results are in accordance with the Indian Accounting Standards (Ind AS) notified by the Ministry of Corporate Affairs

Particular	Q3 FY23 ₹ Cr	Q3 FY22 ₹ Cr	y-o-y %	Q2 FY23 ₹ Cr
Income from Operations	2,034.8	2,580.1	-21%	2,498.8
Other Income	11.9	22.0	46%	16.4
Total Income	2,046.7	2,602.1	-21%	2,515.2
Construction Cost(incl. material)/ Other Exp.	1,940.8	1,978.2	-2%	1,934.7
Employees Cost	213.0	232.4	-8%	209.5
EBITDA (excluding Other Income)	(107.1)	391.5	-127%	354.7
EBITDA margin (%) (excluding Other Income)	-5%	15%		14%
Finance Cost	235.6	263.3	-11%	247.7
Depreciation	32.0	34.1	-6%	32.0
Exceptional items - Gain / (Loss)	-	-	-	223.3
Profit / (Loss) Before Tax	(338.8)	93.3	-	316.2
Tax expense	(80.4)	22.4	-	(5.6)
Profit / (Loss) After Tax	(258.4)	70.9	-	321.9
Other comprehensive income / (loss)	(30.0)	1.8	-	(17.2)
Total Comprehensive Income (after Tax)	(287.9)	66.2	-	301.8

HCC Standalone Financials : Q3 FY23 (y-o-y & q-o-q)

Results are in accordance with the Indian Accounting Standards (Ind AS) notified by the Ministry of Corporate Affairs

Particular	Q3 FY23 ₹ Cr	Q3 FY22 ₹ Cr	y-o-y %	Q2 FY23 ₹ Cr
Income from Operations	1,155.5	1,155.2	0%	1,249.1
Other Income	11.7	14.4	-19%	18.8
Total Income	1,167.2	1,169.6	0%	1,267.9
Construction Cost(incl. material)/ Other Exp.	902.5	788.1	15%	942.9
Employees Cost	81.6	83.3	-2%	78.0
EBITDA (excluding Other Income)	171.4	283.8	-40%	228.2
EBITDA margin (%) (excluding Other Income)	15%	25%	-	18%
Finance Cost	138.4	247.1	-44%	136.9
Depreciation	18.9	22.7	-17%	20.1
Exceptional items - Gain / (Loss)	-	-		223.3
Profit / (Loss) Before Tax	25.8	28.5	-9%	313.4
Tax expense	0.6	0.7	-14%	0.6
Profit / (Loss) After Tax	25.2	27.8	-9%	312.8
Other comprehensive income / (loss)	(1.5)	5.9	-125%	2.4
Total Comprehensive Income (after Tax)	23.7	33.7	-29%	315.1



HCC Concessions

Business Update (Q3 FY23)



Bhagirathi bridge super structure works at Baharampore Bypass

Baharampore - Farakka (NH34 Pkg 3):

- Q3 FY23 Avg daily PCUs grew by 9% while revenue stood at Rs. 32.2 Cr.
- Construction expected to be completed by Q2 FY24 resulting in toll rate increase of ~45%

Business Development: Evaluating opportunities in the Highway sector



Steiner AG

Steiner AG Q3 FY23 Highlights

1. Steiner AG, Headquartered in Zurich, is a leading Real Estate Developer and Total Services Contractor in the Swiss real estate market. Specializes in turnkey development of new buildings and renovation of existing properties
2. Closing order backlog as of December 31, 2022: CHF 935 million (₹7,690 Cr)
3. Order intake during Q3 FY23 was CHF 80 million (₹658 Cr)

Key financials

As per IGAAP	Q3 FY23		Q3 FY22	
	CHF Million	₹ Cr	CHF Million	₹ Cr
Turnover	94.3	802	186.1	1,493
PAT/ (Loss)	(40.0)	(329)	6.4	51.8

Disclaimer

This presentation contains certain forward looking statements concerning future business prospects and profitability of HCC, which are subject to a number of risks and uncertainties and actual results could materially differ from those in such forward looking statements, important developments that could affect the company's operations include a downtrend in the infrastructure sector, significant changes in political and economic environment in India, tax laws, labour relations, litigation etc. The company does not undertake to make any announcement in case any of these forward looking statements become materially incorrect in future or update any forward looking statements made from time to time by or on behalf of the company.